

---

# Hawai'i Correctional Industries



Inmates also gain soft skills gained include critical thinking, problem-solving, social interactions in community settings, accepting feedback, positive work ethic, self-motivation, time management, good communication, and teamwork.

HCI envisions its future success as an outcome of a collaborative and strategic effort that involves the Healthcare Division, Corrections Program Services Division, Correctional Institutions Division, and the Reentry Coordination Office. The strength of this endeavor does not solely rest on each division's initiatives but on the partnerships formed with a shared focus on achieving positive outcomes.

---

# Reentry Coordination Office

The Reentry Coordination Office (RCO) is under the supervision of the Deputy Director for Rehabilitation Services and Programs (DEP-R) and is responsible for developing, implementing, and managing the DCR's Comprehensive Offender Reentry Plan (CORP) statewide.

The RCO continuously evaluates implemented reentry services and seeks ways to expand services through collaborative efforts within the DCR, Hawai'i Paroling Authority, City and County, other State agencies and community agencies. The goal of the RCO is to create reentry pathways for offenders from the start of their incarceration to effectively prepare them for their eventual return into the community. The RCO is comprised of Program Development, Risk Assessment and Training, and Victim Notification/Services.

Due to the Department of Public Safety's redesignation to the Department of Corrections and Rehabilitation on January 1, 2024, the Inmate Classification Office (ICO) previously under the RCO is now under the supervision of the administrator of the Institutions Division. The Institutions Division is under the Deputy Director for the Correctional Institutions Division.

## **Program Development**

The guideline for RCO, when developing, implementing, managing, and maintaining programs, is the Comprehensive Offender Reentry Plan (CORP). Corrections Program Specialists collaborates with other divisions within the DCR, State, City and County, Federal agencies, and community service providers to aid in an offenders rehabilitative and reentry pathway.

---

# Reentry Coordination Office

The DCR continues to utilize the Offender Reentry Plan to identify what offenders' top needs are. These identified needs are then used to focus RCO's efforts ranging from case management to developing relationships with community agencies/providers to offer services throughout their incarceration. Expanding on community agency relationships and partnerships has also created opportunities for offenders to receive a continuum of services when they return to the community.

The RCO maintains and updates the Community Resource Guide and In-Facility Programs and Services Inventory that are available on the DCR website.

## **Risk Assessment and Training**

Corrections Program Specialists are responsible for ensuring that case management staff and supervisors receive the necessary training and certification that's offered by the Interagency Council on Intermediate Sanctions (ICIS) such as the Level of Service Inventory-Revised (LSI-R), Motivational Interviewing (MI), Cognitive Behavioral Therapy (COG), and Collaborative Case Work (CCW). They also provide reentry services training to facility staff to ensure that offenders are assisted in an effective manner.

## **Victim Notification Services**

The SAVIN Coordinator ensures services and data that the DCR's Statewide Automatic Victim Information Notification (SAVIN), also known as VINELink, provides is accurate, timely, and in accordance with DCR policies and procedures. The VINELink system is a free online service that provides crime victims/witnesses, offender's family members, and victims' advocates confidential notification of changes in an inmate's custody status and release 24/7.

The Restitution and Victim Services (RAVS) Specialist manages the collection of restitution payments from facilities statewide by training inmate account staff and incorporating quality assurance practices. This team works with other victim services agencies within the state system and community agencies.

---

# Administration Division



*Melanie Martin*  
*Deputy Director for the*  
*Administration Division*

The Administration Division provides administrative support services that enable corrections and law enforcement staff to carry out their responsibilities. Some of these services include training and staff development, fiscal and human resources management, management of the operating budget and capital improvements program budget, procurement, management information systems and research.

## **Administrative Services Office**

The Administrative Services Office provides a variety of support services to the entire department through the following sections: Research and Statistics, Budget, Capital Projects, Procurement and Contracts, Information Technology Systems, and Office Services.

## **Fiscal Office**

The Fiscal Office provides fiscal management services to the entire department through three subunits: Accounting, Payroll, and Vouchering. The Accounting Unit maintains the departmental accounts record keeping systems for state appropriations and allotments, as well as grant awards. It also provides federal grant financing reporting services, processes all inter-departmental and intra-departmental reimbursements, and oversees the State's purchasing card (pCard) program that was implemented in the department during fiscal year 2006. The Payroll Unit processes all payroll transactions for the department and its attached agencies to the Department of Accounting and General Services (DAGS). This unit audits all payroll claims and ensures compliance with collective bargaining agreements as well as federal and state laws.

---

# Administration Division

The Vouchering Unit processes all purchase orders of the department to DAGS for payment to vendors, based on the decentralized encumbrance of funds by the requisitioning programs.. This unit is responsible for ensuring compliance with state laws, rules, and regulations by auditing each purchase initiated within the department.

## **Human Resources Office**

The Human Resources Office oversees the administration of personnel services and programs for the department. The office includes four major sections: Labor Relations (LR), Staffing & Technical Services (STS), Employee Relations (ER), and Employee Transactions (ET). LR administers seven collective bargaining agreements, as well as Executive Orders, which cover those employees excluded from collective bargaining. STS manages recruitment, examination, classification, and employment suitability for all classes of work in the department. ER manages a myriad of employee assistance programs including, but not limited to safety, worker's compensation, fitness for duty examinations, health fund, retirement benefits, and incentive & service awards. ET manages personnel actions and record keeping, pay adjustments, leave records, and maintains the official personnel files.

## **Training & Staff Development**

Training and Staff Development (TSD) is responsible for training new correctional officers and deputy sheriff recruits. It also provides uniformed and civilian staff training on an ongoing basis, including supervisory management training, and mandated health and safety training. TSD coordinates out-service training requests, facilitates certification training programs, and maintains training records.

---

# Administration Services Office

The Administrative Services Office provides a variety of support services to the entire department through the following units:

## Planning and Research Unit

The Research and Statistics area highlights the following activities in FY 2024:

### Weekly Reports

- Departmental Population Reports
- Jail Reports
- Intake Services Population Reports

### Monthly Reports

- Departmental Population Reports
- Inmate Max Out Report
- VA Report
- IRI Data Extraction
- OHA Fatherhood Report
- Consular Reports

### Yearly Reports

- Hawai'i State Recidivism Report
- Federal IRS Report
- National Corrections Reporting Program
- National Prisoner Statistics
- National Inmate Survey
- State Criminal Alien Assistance Program
- Prison Rape Elimination Act reporting
- Survey of Prison Inmates
- Compact of Free Association Reporting

### Research Projects

- Grant Submissions
- Bureau of Justice Statistics Prison Population Survey
- ASCA Restrictive Housing Survey
- Population Projections for Facility Rebuild Renovation Projects
- ACA Survey Completion
- Ad Hoc Requests

---

# Administration Services Office

## Legislative Coordination

- Triage and Track Bills During Legislative Session
- Report and Testimony Submission
- Attend Legislative Coordinator Meeting at the Governor's Office

The following are Planning area highlights in FY 2024:

## O'ahu Community Correctional Center

- OCCC Relocation - The Planning and Preliminary Design Phases to develop the Project Delivery RFP, Bridging Documents, and Financial Budgetary Plan.
- Laumaka Work Furlough Center Repair and Maintenance Improvements - Bids for the project opened on March 21, 2024. Plans to replace the existing LWFC building with a new structure at the existing site is being reviewed pending other priority projects that are currently under planning consideration.

## Hālawā Correctional Facility

- HCF Consolidated Healthcare Unit Project - Final design is underway to restart the construction bid for Phase I of the project. The phase will focus on building the required infrastructure for the project. Phase II, which includes completing the remaining interior and medical furniture, fixtures and equipment installation are required for occupancy.
- HCF Perimeter Security Fence and Related Structural Repairs and Improvements, Phase I and II. Phase I starts the construction of the perimeter fence, primarily along the Red Hill side, and mauka end of Main Street. Phase II will start the Planning, Design, Permitting and Construction Phases of the long-term project as per the budget appropriated.

## Women's Community Correctional Center

- WCCC New Kitchen Expansion and Related Improvements - CIP Funds were appropriated to begin the Planning, Design, Permitting, Construction for a new WCCC Kitchen, to be located makai from the Olomana Housing Building before the WCCC Maintenance Base yard. DCR is the expending agency, however the Hawai'i Community Development Association (HCDA), thru an approved MOA with DCR, will be responsible to deliver and complete the construction of the project as deemed acceptable by the State of Hawai'i.

## Maui Community Correctional Center

- New MCCC at Pūlehunui – Planning and initial public outreach continues on the relocation and building of a new MCCC at the Pūlehunui Regional Development District.

---

# Administrative Services Office

## **Kaua'i Community Correctional Center**

- Planning for a New KCCC – Planning for a new facility is underway, to include the site assessment of potential relocation sites, initial outreach with Kaua'i County, and various State and Local Agencies, and initial engagement with the public and interested community groups.

## **Hawai'i Community Correctional Center**

- Planning for a new West Hawai'i / Kona Jail - Preliminary Budgetary Planning for a new West Hawai'i Facility is currently awaiting CIP Funding to begin the Site Assessment and Planning Phase of a new West Hawai'i / Kona Jail.

## **Others Various Facilities Statewide**

- Proposal and Study for a DCR Job Order Contracting Program - Continued work with DOE and within the DCR to establish an approved working Job Order Contracting (JOC) process for DCR to assist with the deferred maintenance of larger repair projects.
- Architectural Barrier Removal (ABR), DOJ and Non-DOJ Repairs for HCCC Hale Nani Annex, OCCC, HCF, WCCC, and WCF – Subject projects are in the Construction, Bid Award Phase, or awaiting additional funding to award to secure the Construction Award of the project.
- Miscellaneous and Urgent Facility Repairs, Upgrades and Improvements – Ongoing efforts to use CIP General Lump Sum funds (focusing on larger Repair and Upgrade Projects) and CIP Deferred Maintenance funds (focusing on smaller projects that includes those with a cost of less than \$250,000, Urgent and Immediate Repairs Projects).

---

# Administrative Services Office

The Management Analyst reports the following activities:

- Coordinated the relocation of the SAVIN office from the Keoni Ana building to the Crime Victim Compensation Commission office space located on Bishop Street. Finalizing the lease agreement was scheduled for Fall 2024.
- Coordinated Range Safety Officer (RSO) certification and examination proctoring necessary to schedule and access firearms ranges managed by the U.S. Marine Corps. This was in response to the closure of the City and County of Honolulu Koko Head Shooting Complex where firearms training was previously conducted.
- Coordinated the relocation and lease agreement to relocate the Non-State Facilities and Federal Detention Center Branch from a leased space to the Keoni Ana Building downtown.
- Coordinated the revision of performance measures and measures of effectiveness between the department programs and the Department of Budget and Finance.
- Conducted a study on the department initiative to purchase energy efficient motor vehicles. Study results were briefed to the senior leadership.
- Conducted a study on the utilization and management of the departments motor vehicle assets. This study initiated the process to identify program vehicle requirements, revise disposal process of aging fleet, and link disposal with new vehicle procurement.
- Conducted research on the legal terms of occupation of the Kulani Correctional Facility (KCF) and began an inquiry of Steinback Highway maintenance responsibility.
- Attended the Federal Grants Seminar hosted by the Hawai'i Department of Transportation. Prepared Trip Report with recommendations and observations.

The **Capital Improvement Projects (CIP)** reports 41 active projects statewide in FY 2024 (DAGS as expending agency):

- 5 Projects Hālawā Correctional Facility
- 2 Projects Kulani Correctional Facility
- 5 Projects Waiawa Correctional Facility
- 11 Projects Hawai'i Community Correctional Center
- 6 Projects Maui Community Correctional Center
- 4 Projects O'ahu Community Correctional Center
- 3 Projects Kaua'i Community Correctional Center
- 5 Projects Women's Community Correctional Center

---

# Administrative Services Office

The Administrative Projects (DCR – expending agent) reports 29 projects:

- 3 Projects Hālawā Correctional Facility
- 3 Projects Kulani Correctional Facility
- 2 Projects Waiawa Correctional Facility
- 8 Projects Hawai'i Community Correctional Center
- 3 Projects Maui Community Correctional Center
- 3 Projects O'ahu Community Correctional Center
- 3 Projects Kaua'i Community Correctional Center
- 4 Projects Women's Community Correctional Center
  
- DCR statewide Sustainability Master Plan CIP project
- DCR Facilities Statewide–Architectural Barrier Removal and Related Improvements
- DCR Professional Services Contract (to include A/E Support, Project Assessment, Owner's Representation, and Due Diligence Inspections on behalf of CIP and Deferred Maintenance projects Statewide.)

## Procurement and Contracts Unit

The Procurement and Contracts Unit (PC) continues to provide departmental services on the procurement of health and human services, equipment, various goods and services using the formal bid process and the HIePRO.

The following are highlights of PC's activities in FY 2024:

- 43 new solicitations for 103D and 103F contracts
- 24 contract extensions
- Approximately \$2 million in 103F contracts for gender specific services statewide.
- \$2.9 million for CCTV improvements to WCCC.
- \$1.7 million for CCTV repairs and maintenance to security systems statewide.
- \$970,000 for mail screening devices for correctional facilities.
- Offender management system replacement evaluation

# Administrative Services Office

## Active Contract Log

Department Name: PSD/DCR  
Annual Report: 2024

Contract Information*													Period of Performance	
Authorized Statute 103(D) or 103(F)	Division // Office Name // Attached Agency	Procurement Officer Name	Contract No.	Type: Goods/ Services/ Construction/HHS	Method of Procurement	Contract Description	Declared Disaster Ready? Could the contract scope be used during a declared disaster? Y/N	Contractor Name	Notice of Award Date	Awarded Amount	Funds added through Modifications	Total Contract Amount	From [MM/DD/YY]	To [MM/DD/YY]
												\$ -		
103(D) Goods, Services, Construction	PSD 410 (ISCD)	PSD Procurement & Contracts Unit - Marc Yamamoto	68979	S - Services	IFB	Controlled Substance And Alcohol Testing Services, Statewide (20-20) 68979	N	Diagnostic Laboratory Services, Inc.	6/24/2020	\$ 100,662.50	\$ 78,000	\$ 178,662.50	07/01/20	06/30/24
103(D) Goods, Services, Construction	PSD 420 (CPS-FS)	PSD Procurement & Contracts Unit - Marc Yamamoto	2228	G - Goods	IFB	Frozen Foods for Various Correctional Facilities on O'ahu, Hawaii I, Maui, and Kauai I (22-28)	N	P & E Foods Incorporated	7/1/2022	\$ 2,743,627.50	\$ 5,592,899	\$ 8,336,526.00	07/01/22	06/30/25
103(D) Goods, Services, Construction	PSD 421 (HCD)	PSD Procurement & Contracts Unit - Marc Yamamoto	24-01	S - Services	IFB	Laboratory Diagnostic Services for the Department of Public Safety, Health Care Division (24-01)	N	Clinical Laboratories of Hawaii, LLP	7/27/2023	\$ 500,000.00	\$ 500,000	\$ 1,000,000.00	09/01/23	08/31/25
103(F) Health and Humans Services	PSD 900 (COR)	PSD Procurement & Contracts Unit - Marc Yamamoto	69385	S - Services	RFP/COMPETITIVE PURCHASE OF SERVICES	Employment Services for Inmates and Parolees Statewide (21-07) 69385	N	Goodwill Industries of Hawaii, Inc.	2/19/2021	\$ 300,000.00	\$ 450,000	\$ 750,000.00	03/01/21	02/28/25
103(D) Goods, Services, Construction	PSD 404 (WCF)	PSD Procurement & Contracts Unit - Marc Yamamoto	71504	S - Services	IFB	Operation and Maintenance Services of Surface Water Treatment Plant Waiawa Correctional Facility (23-14) 71504	N	Pural Water Specialty Co., Inc.	12/19/2018	\$ 164,720.30	\$ 332,181	\$ 496,901.11	01/01/19	06/30/23
103(F) Health and Humans Services	PSD 420 (CPS-SO)	PSD Procurement & Contracts Unit - Marc Yamamoto	69425	S - Services	RFP/COMPETITIVE PURCHASE OF SERVICES	Sex Offender Treatment Services Statewide (21-24A) 69425	N	Journey to Pono	1/19/2021	\$ 233,300.00	\$ 14,300	\$ 747,600.00	03/01/21	02/28/25
103(F) Health and Humans Services	PSD 420 (CPS-SO)	PSD Procurement & Contracts Unit - Marc Yamamoto	69424	S - Services	RFP/COMPETITIVE PURCHASE OF SERVICES	Sex Offender Treatment Services Statewide (21-24B) 69424	N	Community Assistance Center	1/19/2021	\$ 208,000.00	\$ 462,000	\$ 670,000.00	03/01/21	02/28/25
103(D) Goods, Services, Construction	PSD 808 (NSF)	PSD Procurement & Contracts Unit - Marc Yamamoto	22-02	S - Services	RFP/COMPETITIVE PURCHASE OF SERVICES	Prison Contract Compliance Monitoring Services for Saguaro Correctional Center (22-02)	N	Jennifer L. Bechler	8/30/2021	\$ 77,945.00	\$ 155,890	\$ 233,835.00	09/01/21	08/31/24
103(D) Goods, Services, Construction	PSD (CPS)	PSD Procurement & Contracts Unit - Marc Yamamoto	24-18	G - Goods	IFB	Liquefied Petroleum Gas (LPG) for Various Correctional Facilities, Statewide (24-18)	N	AmeriGas Propane, L.P., dba AmeriGas Kauai	3/15/2024	\$ 2,112,275.00	\$ -	\$ 2,112,275.00	04/15/24	04/14/29

# Administrative Services Office

Authorized Statute 103[D] or 103[F]	Division // Office Name // Attached Agency	Procurement Officer Name	Contract No.	Type: Goods/ Services/ Construction/HHS	Method of Procurement	Contract Description	Declared Disaster Ready? Could the contract scope be used during a declared disaster? Y/N	Contractor Name	Notice of Award Date	Awarded Amount	Funds added through Modifications	Total Contract Amount	From (MM/DD/YY)	To (MM/DD/YY)
103[F] Health and Humans Services	PSD 900 (COR)	PSD Procurement & Contracts Unit - Marc Yamamoto	69326	S - Services	RFP/COMPETITIVE PURCHASE OF SERVICES	Correctional Work Furlough and Halfway House Program for Women Inmates on O'ahu (21-06) 69326	N	YWCA	9/28/2020	\$ 399,285.00	\$ 490,045	\$ 889,330.00	10/1/2020	8/30/2024
103[F] Health and Humans Services	PSD 900 (COR)	PSD Procurement & Contracts Unit - Marc Yamamoto	71152	S - Services	RFP/COMPETITIVE PURCHASE OF SERVICES	Clean and Sober Housing for Adult Male Offenders and Parolees of the Island of O'ahu (23-03A) 71152	N	Makana O Ke Akua, Inc.	1/23/2023	\$ 360,000.00	\$ 100,000	\$ 460,000.00	02/01/23	01/31/25
103[F] Health and Humans Services	PSD 900 (COR)	PSD Procurement & Contracts Unit - Marc Yamamoto	71153	S - Services	RFP/COMPETITIVE PURCHASE OF SERVICES	Clean and Sober Housing for Adult Male Offenders and Parolees of the Island of O'ahu (23-03B) 71153	N	Women in Need	1/23/2023	\$ 190,000.00	\$ 127,500	\$ 317,500.00	02/01/19	01/31/23
103[F] Health and Humans Services	PSD 900 (COR)	PSD Procurement & Contracts Unit - Marc Yamamoto	71220	S - Services	RFP/COMPETITIVE PURCHASE OF SERVICES	Residential, Intensive Outpatient, and Outpatient Substance Abuse Treatment Services for Adult Male and Female Defendants Statewide (23-16A) 71220	N	The Salvation Army - Addiction Treatment Services	1/13/2023	\$ 240,000.00		\$ 240,000.00	02/16/23	02/15/25
103[F] Health and Humans Services	PSD 900 (COR)	PSD Procurement & Contracts Unit - Marc Yamamoto	71255	S - Services	RFP/COMPETITIVE PURCHASE OF SERVICES	Residential, Intensive Outpatient, and Outpatient Substance Abuse Treatment Services for Adult Male and Female Defendants Statewide (23-16B) 71255	N	Care Hawai'i, Inc.	1/13/2023	\$ 80,000.00	\$ -	\$ 80,000.00	02/16/23	02/15/25
103[F] Health and Humans Services	PSD 900 (COR)	PSD Procurement & Contracts Unit - Marc Yamamoto	71256	S - Services	RFP/COMPETITIVE PURCHASE OF SERVICES	Residential, Intensive Outpatient, and Outpatient Substance Abuse Treatment Services for Adult Male and Female Defendants Statewide (23-16C) 71256	N	Care Hawai'i, Inc.	1/13/2023	\$ 140,000.00	\$ -	\$ 140,000.00	02/16/23	02/15/25
103[F] Health and Humans Services	PSD 900 (COR)	PSD Procurement & Contracts Unit - Marc Yamamoto	71298	S - Services	RFP/COMPETITIVE PURCHASE OF SERVICES	Residential, Intensive Outpatient, and Outpatient Substance Abuse Treatment Services for Adult Male and Female Defendants Statewide (23-16D) 71298	N	Lokahi Treatment Centers	1/13/2023	\$ 30,000.00	\$ -	\$ 30,000.00	02/16/23	02/15/25
103[F] Health and Humans Services	PSD 900 (COR)	PSD Procurement & Contracts Unit - Marc Yamamoto	64151	S - Services	RFP/COMPETITIVE PURCHASE OF SERVICES	DVI for Inmates at MCCC (19-26) 68213	N	Parents and Children Together	9/26/2019	\$ 85,000.00	\$ 233,300	\$ 318,300.00	10/01/19	03/31/24
103[F] Health and Humans Services	PSD 900 (COR)	PSD Procurement & Contracts Unit - Marc Yamamoto	71987	S - Services	RFP/COMPETITIVE PURCHASE OF SERVICES	DVI for Inmates at MCCC (24-04) 71987	N	Parents and Children Together	2/9/2024	\$ 85,000.00		\$ 85,000.00	04/01/24	03/31/26
103[D] Goods, Services, Construction	PSD 900 (COR)	PSD Procurement & Contracts Unit - Marc Yamamoto	70570	S - Services	RFP/COMPETITIVE PURCHASE OF SERVICES	ORAS-PTA Revalidation (22-13) 70570	N	Janet T. Davidson, Ph.D	7/15/2022	\$ 30,000.00	\$ -	\$ 30,000.00	09/01/22	08/31/24

# Administrative Services Office

Authorized Statute 103(D) or 103(F)	Division // Office Name // Attached Agency	Procurement Officer Name	Contract No.	Type: Goods/ Services/ Construction/HHS	Method of Procurement	Contract Description	Declared Disaster Ready? Could the contract scope be used during a declared disaster? Y/N	Contractor Name	Notice of Award Date	Awarded Amount	Funds added through Modifications	Total Contract Amount	From (MM/DD/YY)	To (MM/DD/YY)
103(D) Goods, Services, Construction	PSD 808 (NSF)	PSD Procurement & Contracts Unit - Marc Yamamoto	22-20	S - Services	IFB	Chartered Inter-Island Air Transport of Passengers, Statewide (22-20)	N	Trans Executive Airlines of Hawai'i, Inc., dba Interisland Airways	1/1/2022	\$ 831,969.80	\$ 2,165,137	\$ 2,997,107.21	01/15/22	01/14/25
103(D) Goods, Services, Construction	PSD 900 (TSD)	PSD Procurement & Contracts Unit - Marc Yamamoto	69014	L		SOH Private Office Lease, Department of Public Safety, Training and Staff Development Office - Lease no. 72-27-0598 (21-13) 69014	N	Castle & Cooke Commercial, Inc., a Hawai'i Corporation	NA	\$ 846,634.03	\$ 3,573,988	\$ 4,420,622.36	08/01/20	07/31/25
103(F) Health and Humans Services	PSD 900 (COR)	PSD Procurement & Contracts Unit - Marc Yamamoto		G - Goods	SOLE SOURCE - PREAPPROVED	Design/Development, and Implementation of a Web-based Audit and Inspection System for State Correctional Facilities (23-07)	N	Accreditation, Audit & Risk Management Security, dba AARMS	5/9/2022	\$ 25,804.80	\$ 51,610	\$ 77,414.40	05/09/22	05/08/27
103(D) Goods, Services, Construction	PSD 420 (CPS-FS)	PSD Procurement & Contracts Unit - Marc Yamamoto	22-06	G - Goods	IFB	Bread and Other Bakery Products to Correctional Facilities, statewide (22-06)	N	Hawai'i Foodservice Alliance, LLC	11/1/2021	\$ 182,079.50	\$ 5,05,346	\$ 687,425.08	11/01/21	10/31/24
103(D) Goods, Services, Construction	PSD 420 (CPS-FS)	PSD Procurement & Contracts Unit - Marc Yamamoto	23-09	G - Goods	IFB	Fresh Produce for Various Correctional Facilities Statewide (23-09)	N	Ham Produce and Seafood, Inc.	8/24/2022	\$ 782,603.00	\$ 1,184,139	\$ 1,966,741.88	12/16/22	12/15/24
103(F) Health and Humans Services	32+A32:032+A32:N32	PSD Procurement & Contracts Unit - Marc Yamamoto	69211	S - Services	RFP/COMPETITIVE PURCHASE OF SERVICES	Residential Treatment Services for Female Offenders (21-09) 69211	N	The Alcoholic Rehabilitation Services of Hawai'i, Inc., dba Hina Mauka	10/16/2020	\$ 422,000.00	\$ 572,000	\$ 994,000.00	11/01/20	10/31/24
103(D) Goods, Services, Construction	PSD 404 (WCF)	PSD Procurement & Contracts Unit - Marc Yamamoto	69282	S - Services	IFB	Operation and Maintenance Services of Wastewater Treatment Plant Waiawa Correctional Facility (21-20) 69282	N	Aqua Engineers, Inc.	12/1/2020	\$ 123,000.00	\$ 369,000	\$ 492,000.00	12/01/20	11/30/24
103(D) Goods, Services, Construction	PSD 612 (HPA)	PSD Procurement & Contracts Unit - Marc Yamamoto	68798	S - Services	RFP/COMPETITIVE PURCHASE OF SERVICES	Multiple Substance Abuse Treatment Services for Male and Female Parolees on O'ahu (20-07) 68798	N	The Salvation Army, dba The Salvation Army Addiction Treatment Services	3/13/2020	\$ 100,000.00	\$ .	\$ 100,000.00	03/16/20	03/15/24
103(F) Health and Humans Services	PSD 612 (HPA)	PSD Procurement & Contracts Unit - Marc Yamamoto	71440	S - Services	RFP/COMPETITIVE PURCHASE OF SERVICES	Multiple Substance Abuse Treatment Services for Male and Female Parolees on O'ahu (23-29) 71440	N	The Salvation Army, dba The Salvation Army Addiction Treatment Services	5/30/2023	\$ 217,000.00	\$ 217,000	\$ 434,000.00	06/01/23	05/31/25
103(F) Health and Humans Services	PSD 421 (HCD)	PSD Procurement & Contracts Unit - Marc Yamamoto	22-12A	S - Services	RFP/COMPETITIVE PURCHASE OF SERVICES	Temporary Nursing Services at Correctional Facilities Statewide (22-12A)	N	RCM Technologies (USA) Inc., dba RCM Health Care Services	11/1/2021	\$ 4,200,000.00	\$ 2,100,000	\$ 6,300,000.00	11/01/21	10/31/24

# Administrative Services Office

Authorized Statute 103(D) or 103(F)	Division // Office Name // Attached Agency	Procurement Officer Name	Contract No.	Type: Goods/ Services/ Construction/HHS	Method of Procurement	Contract Description	Declared Disaster Ready? Could the contract scope be used during a declared disaster? Y/N	Contractor Name	Notice of Award Date	Awarded Amount	Funds added through Modifications	Total Contract Amount	From (MM/DD/YY)	To (MM/DD/YY)
103(F) Health and Humans Services	PSD 421 (HCD)	PSD Procurement & Contracts Unit - Marc Yamamoto	22-12B	S - Services	RFP/COMPETITIVE PURCHASE OF SERVICES	Temporary Nursing Services at Correctional Facilities Statewide (22-12B)	N	ALTRES Staffing Inc., dba ALTRES Medical	11/1/2021	\$ 4,200,000.00	\$ 2,100,000	\$ 6,300,000.00	11/01/21	10/31/24
103(F) Health and Humans Services	PSD 421 (HCD)	PSD Procurement & Contracts Unit - Marc Yamamoto	22-12C	S - Services	RFP/COMPETITIVE PURCHASE OF SERVICES	Temporary Nursing Services at Correctional Facilities Statewide (22-12C)	N	Staffing Today	11/1/2021	\$ 4,200,000.00	\$ 2,100,000	\$ 6,300,000.00	11/01/21	10/31/24
103(F) Health and Humans Services	PSD 421 (HCD)	PSD Procurement & Contracts Unit - Marc Yamamoto	22-12D	S - Services	RFP/COMPETITIVE PURCHASE OF SERVICES	Temporary Nursing Services at Correctional Facilities Statewide (22-12D)	N	Hawai'i Nursing	11/1/2021	\$ 4,200,000.00	\$ 2,100,000	\$ 6,300,000.00	11/01/21	10/31/24
103(F) Health and Humans Services	PSD 421 (HCD)	PSD Procurement & Contracts Unit - Marc Yamamoto	22-12E	S - Services	RFP/COMPETITIVE PURCHASE OF SERVICES	Temporary Nursing Services at Correctional Facilities Statewide (22-12E)	N	Worldwide Travel Staffing	11/1/2021	\$ 4,200,000.00	\$ 2,100,000	\$ 6,300,000.00	11/01/21	10/31/24
103(D) Goods, Services, Construction	PSD 421 (HCD)	PSD Procurement & Contracts Unit - Marc Yamamoto	19-23	G - Goods	RFP/COMPETITIVE PURCHASE OF SERVICES	Pharmaceutical (19-23)	N	Contract Pharmacy Services	7/19/2021	\$ 4,800,000.00	\$ 14,400,000	\$ 19,200,000.00	08/01/21	07/31/25
103(F) Health and Humans Services	PSD 420 (CPS-SA)	PSD Procurement & Contracts Unit - Marc Yamamoto	70404	S - Services	RFP/COMPETITIVE PURCHASE OF SERVICES	Family Therapy and Counseling Services for Bridge Program on O'ahu (22-25) 70404	N	The Salvation Army, dba. The Salvation Army-Addiction Treatment Services	5/1/2022	\$ 300,000.00	\$ -	\$ 300,000.00	05/01/22	04/30/25
103(F) Health and Humans Services	PSD 421	PSD Procurement & Contracts Unit - Marc Yamamoto	22-07	S - Services	RFP/COMPETITIVE PURCHASE OF SERVICES	Mobile Dentistry Services for Inmates, Statewide (22-07)	N	Dental Health Management Solutions, Inc., dba Dental Health Management Solutions, Inc.	10/1/2021	\$ 517,920.00	\$ 2 58,960	\$ 776,880.00	10/01/21	09/30/24
103(D) Goods, Services, Construction	PSD 900 (COR)	PSD Procurement & Contracts Unit - Marc Yamamoto	21-11	S - Services	RFP/COMPETITIVE PURCHASE OF SERVICES	Statewide Automated Victim Information Notification (SAVIN) System (21-11)	N	Appriss, Inc.	5/1/2021	\$ 168,376.56	\$ 1 78,680	\$ 347,056.84	05/01/21	04/30/25
103(D) Goods, Services, Construction	PSD 407 (OCCC) 402 (HCF)	PSD Procurement & Contracts Unit - Marc Yamamoto	68784	S - Services	IFB	Refuse Collection Service Oahu Community Correctional Center and Halawa Correctional Facility (20-19) 68784	N	Honolulu Disposal Service, Inc., dba Honolulu Disposal Service, Inc.	6/1/2020	\$ 211,341.60	\$ 7 02,010	\$ 913,351.90	06/01/20	08/31/24
103(D) Goods, Services, Construction	PSD 405 (HCCC)	PSD Procurement & Contracts Unit - Marc Yamamoto	69364	S - Services	IFB	Operation and Maintenance Services of Wastewater Treatment Plant and Lift Station - Hale Nani Work Release Center (21-32) 69364	N	Aqua Engineers, Inc., dba Aqua Engineers, Inc.	1/7/2021	\$ 58,573.00	\$ 1 75,719	\$ 234,292.00	02/01/21	01/31/25


# Administrative Services Office

Authorized Statute 103(D) or 103(F)	Division // Office Name // Attached Agency	Procurement Officer Name	Contract No.	Type: Goods/ Services/ Construction/HHS	Method of Procurement	Contract Description	Declared Disaster Ready? Could the contract scope be used during a declared disaster? Y/N	Contractor Name	Notice of Award Date	Awarded Amount	Funds added through Modifications	Total Contract Amount	From (MM/DD/YY)	To (MM/DD/YY)
103(F) Health and Humans Services	PSD 808 (NSF)	PSD Procurement & Contracts Unit - Marc Yamamoto	21-28	S - Services	RFP/COMPETITIVE PURCHASE OF SERVICES	Multi-Custody Level Correctional Facility for the Care, Custody and Confinement of Hawai'i Adult Male Offenders (21-28)	N	Corrections Corporation of America	7/1/2021	\$ 5 0,670,030.00	\$ 1 05,944,170	\$ 156,614,200.00	08/01/21	07/31/24
103(D) Goods, Services, Construction	PSD 408 (KCCC)	psd	69496	S - Services	IFB	Operation and Maintenance of Main Force Sewer Lift Station at KCCC (21-33) 69496	N	Aqua Engineers, Inc.	7/1/2021	\$ 21,600.00	\$ 6 4,800	\$ 86,400.00	07/01/21	06/30/25
103(D) Goods, Services, Construction	PERS	PSD Procurement & Contracts Unit - Marc Yamamoto	17-PERS-33	P - Professional Services	PROFESSIONAL SERVICES	Pre and Post Employment Offer Psychological Evaluation Services for ACO Applicants (24-29)	N	Denise M. Jablonski-Kaye	7/8/2024	\$ 2 61,000.00		\$ 261,000.00	08/01/24	07/31/26
103(D) Goods, Services, Construction	ADM	PSD Procurement & Contracts Unit - Marc Yamamoto	21-ADM-21	S - Services		Security Guard Services for the Keoni Ana Building (24-14)	N	American Guard Services	12/1/2023	\$ 99,432.59		\$ 99,432.59	12/01/23	11/30/24
103(D) Goods, Services, Construction	PERS	PSD Procurement & Contracts Unit - Marc Yamamoto	69169	S - Services	IFB	Controlled Substance Testing Services and Medical Review Officer Services, Statewide (21-08A) 69169	N	Diagnostic Laboratory Services, Inc.	9/20/2020	\$ 46,597.50	\$ 9 3,195	\$ 139,792.50	12/01/20	11/30/24
103(D) Goods, Services, Construction	PERS	PSD Procurement & Contracts Unit - Marc Yamamoto	69702	S - Services	IFB	Controlled Substance Testing Services and Medical Review Officer Services, Statewide (21-08B) 69702	N	Straub Clinic & Hospital	9/20/2020	\$ 16,880.00	\$ 3 4,000	\$ 50,880.00	12/01/20	11/30/24
103(D) Goods, Services, Construction	HPA	PSD Procurement & Contracts Unit - Marc Yamamoto	70902	S - Services	IFB	Document Imaging and Document Management (23-22) 70902	N	SIMS Hawaii Consulting, Inc., dba SIMS Hawai'i	12/14/2022	\$ 79,400.00	\$ 7 9,400	\$ 158,800.00	02/16/23	02/15/25
103(F) Health and Humans Services	CPS	PSD Procurement & Contracts Unit - Marc Yamamoto		S - Services	RFP/COMPETITIVE PURCHASE OF SERVICES	Outpatient & Continuing Care Substance Abuse Treatment for Male and Female Offenders Statewide (24-43)	N	Salvation Army, dba The Salvation Army-Addiction Treatment Services	7/1/2024	\$ 66,315.00		\$ 66,315.00	07/01/24	12/31/24
103(D) Goods, Services, Construction	CPS	PSD Procurement & Contracts Unit - Marc Yamamoto	16-CPS/SA-3	G - Goods	IFB	ENZYME IMMUNOASSAY URINALYSIS DRUG TESTING SYSTEM for Facilities on the Islands of O'ahu, Hawai'i, Maui and Kaua'i Corrections Program Services (22-05)	N	Microgenics Corporation	8/26/2021	\$ 95,000.00	\$ 2 22,500	\$ 617,500.00	08/26/21	08/25/24
103(D) Goods, Services, Construction	COR	PSD Procurement & Contracts Unit - Marc Yamamoto		S - Services		Inmate Pay Telephone System (24-11) SPO VL 23-14 Contract amount is commission.	N	Global Tel*Link Corp	11/28/2023	\$ 4 00,000.00		\$ 400,000.00	11/28/23	12/31/25

# Administrative Services Office

Authorized Statute 103(D) or 103(F)	Division // Office Name // Attached Agency	Procurement Officer Name	Contract No.	Type: Goods/ Services/ Construction/HHS	Method of Procurement	Contract Description	Declared Disaster Ready? Could the contract scope be used during a declared disaster? Y/N	Contractor Name	Notice of Award Date	Awarded Amount	Funds added through Modifications	Total Contract Amount	From (MM/DD/YY)	To (MM/DD/YY)
103(D) Goods, Services, Construction	COR	PSD Procurement & Contracts Unit - Marc Yamamoto	71872	S - Services	IFB	INSPECTION, MAINTENANCE, AND REPAIR SERVICES FOR THE ELECTRONIC SYSTEM IN CORRECTIONAL FACILITIES STATEWIDE (23-35) 71872	N	CML Security, LLC	9/1/2023	\$ 1,714,816.40	\$ 2,926,000	\$ 4,640,816.40	10/01/23	09/30/24
103(D) Goods, Services, Construction	COR	PSD Procurement & Contracts Unit - Marc Yamamoto	69934	S - Services		Consultant for the Review of the Scope of Services, Evaluation and Contract Formation for the Corrections Collaboration System (22-17) 69934	N	Berry Dunn McNeil & Parker, LLC	11/24/2021	\$ 1,115,184.00	\$ 95,707	\$ 210,890.77	11/24/21	07/31/25
103(D) Goods, Services, Construction	COR	PSD Procurement & Contracts Unit - Marc Yamamoto	72359	S - Services	EXEMPT - PREAPPROVED	Real ID, Birth Certificates for Inmates (72359) 24-41	N	City & County of Honolulu - Motor Vehicle Licensing Permitting Division	4/5/2024	\$ 110,000.00		\$ 110,000.00	04/05/24	PERPETUAL
103(D) Goods, Services, Construction	COR	PSD Procurement & Contracts Unit - Marc Yamamoto	72331	S - Services	EXEMPT - PREAPPROVED	Medical Assessment (Physical Examination and Testing) (24-23) 72331	N	City and County of Honolulu Health Services Branch	3/27/2024	\$ 150,000.00		\$ 150,000.00	03/27/24	03/26/29
103(D) Goods, Services, Construction	CIP	PSD Procurement & Contracts Unit - Marc Yamamoto	72253	S - Services	PROFESSIONAL SERVICES	Laundry Expansion and Related Improvements for Women's Community Correctional Center (24-30) 72253	N	KYA	5/15/2024	\$ 244,807.00		\$ 244,807.00	05/15/24	05/14/26

\* Note: Definition of Contract for Purposes of this contract log: Any contract or Purchase Order that has a Period of Performance.

  
 Department Head Signature Date  
Jul 19, 2024

---

# Administrative Services Office

## Information Technology Systems Unit

The Information Technology Systems (ITS) Unit is responsible for the infrastructure architecture, hardware, software, and networking of computers in the Department to support the delivery of services. We maintain the computer systems and networks across the state, resolving technical problems while managing end-user requests.

ITS support interfaces, in-house applications as well as acquired applications and enhancements. We administer, plan and direct Application System Design, development, implementation, and maintenance of departmental business application computer systems.

We strive to maintain up-to-date technology, knowing the importance of regulatory compliance, security, and increased productivity. We are dedicated to evaluating and managing the software and hardware necessary to keep the network online and functioning at a high level.

The following are projects the ITS unit started/completed in July 2023 – June 2024 and some may continue to the next fiscal year:

- Computer Deployment

Replacement of over 80 DELL computers throughout the Department for technology advances, reliability, security, and productivity.

- Custody Dashboard Upgrade

This application is used to track and monitor daily inmate transports from the facilities to/from the courts. The current software version for the Custody Dashboard was end of life. An upgrade from Heroku-16 to Heroku-20 was successfully completed in July 2023.

- GTL Kiosk Enhancement

The GTL Kiosk project went live back in the previous fiscal year FY23.

Approved visitors can deposit funds for inmates via special GTL kiosks located at all facilities. These funds are then electronically transferred over to the Inmate Trust Acct (ITA) system.

It was later discovered that these GTL Kiosk transactions did not properly account for restitution handling within the ITA inmate accounts. In October 2023, an enhancement was moved in to address this. The enhancement replaced the previous manual record keeping for facilities with a system that ensures the victim restitution process is accurate and timely.

---

# Administrative Services Office

## ITS Hardware Relocation

- Due to the decommissioning of the Kalanimoku Data Center, the relocation of all our IT equipment from ETS at the Kalanimoku building to the DCR headquarters at Keoni Ana took place in January. This included the VxRail (VM/virtual servers), SAVIN/VINE devices, data protection/backup appliances, associated network equipment, and server racks. It was a huge undertaking as it affected the majority of DCR applications and connections.

## Document Management

- SharePoint sites were created for some of the Administrative Offices
- With ITS guidance, section staff are moving/organizing all their departmental files over to SharePoint for the process of storing, organizing and retrieving documents electronically and physically throughout their lifecycle. The switchover to SharePoint enables them to use cloud storage to securely store all state electronic data. This will promote collaboration, improve efficiency and reduce costs. This will also reduce the risk of data loss or unauthorized access.

## Corrections Collaboration System (CCS)

- A Request for Proposals has been posted and the evaluation process is underway. Due to multiple delays, DCR anticipates awarding a contract in early calendar year 2025.
- A critical priority of the Corrections Collaboration System is to replace the current Offender Management System, “OffenderTrak”, before the Department loses vendor support at the end of Fiscal Year 2025. Additionally, the CCS will consolidate all major functions of the Department’s Correctional Institutions Division onto a single platform to provide comprehensive inmate profiles to authorized individuals and provide improved support for data driven decision-making to reduce inmate recidivism.
- Information Technology (IT) Support Desk Online System

Since implementation of the trouble ticket system in FY 2022, response time to user’s issues continue to be timely and reduce service disruption.

---

# Administrative Services Office

Below are the number of trouble tickets received by month for FY 2024:

Month	Trouble tickets received	Trouble tickets resolved
July 2023	222	219
August 2023	236	235
September 2023	242	229
October 2023	276	268
November 2023	290	282
December 2023	289	284
January 2024	358	338
February 2024	338	321
March 2024	273	261
April 2024	345	334
May 2024	353	349
June 2024	275	279
Total	3,497	3,399

---

# Administrative Services Office

- **Transfer Of Law Enforcement Accounts**

Act 278, SLH 2022 created two separate departments: the Department of Corrections and Rehabilitation (DCR), and the Department of Law Enforcement (DLE) effective January 1, 2024. Based on the transformation, various system accounts (see below) for the Sheriff Division, Internal Affairs Office, and Narcotics Enforcement Division were transferred to the Department of Law Enforcement. DCR continues to support DLE as DLE continues to build its department's network system.

- Criminal Justice Information System (CJIS)
- National Crime Information Center (NCIC) system
- Virtual Private Network (VPN)/Host on Demand (HOD)
- Office 365 accounts (email and Microsoft applications)

- **Department Name Transition**

Effective January 1, 2024, the Department of Public Safety (PSD) was renamed to the Department of Corrections and Rehabilitation (DCR). This department name change required revisions to many systems, applications, templates, email groups, department's website and intranet, setting/configuration changes, etc. With proper planning and execution, this was a seamless transition over to DCR.

- **Department of Law Enforcement Separation**

Along with the DCR department name change was the separation of Law Enforcement to their own separate department (DLE). This required the transition of Law Enforcement applications to be handed over from DCR IT to DLE IT (servers, databases, files, along with the related IT administrative responsibilities). The following systems were transferred over in February 2024: NED, Sheriffs, and WIS. RMS eForce was transferred over in June 2024

- **Network Cabling/Devices Refresh:**

Replacement of outdated hardware that includes switches, routers, and cables is ongoing to improve the performance, reliability, and security of the network. The following includes completed or pending work:

- HCF cable/devices refresh started and is ongoing.
- KCCC old equipment and cable removed from the premises.
- OCCC Annex 1 and 2, and Module 20 were completed.
- Sheriff Division switches were replaced.
- WCCC cable/devices refresh started and is ongoing.

---

# Administrative Services Office

- **ITS Help Desk Process Enhancement**

Support requests that users email to the DCR Help Desk email address account (dcr.helpdesk@hawaii.gov) has now been automated. As of May 2024, new tickets are now created automatically and submitted directly into the service desk application. Manual ticket entries have ceased. This has streamlined help desk operations, allowing ITS to better serve user issues and other priority IT projects.

- **Automated Monthly Reports**

Two monthly reports that were previously handled manually are now automated. The reports that were automated are: 1) Social Security Administration (SSA) report and 2) Random Drug Testing (RDT) report. Automating these reports has saved staff time and effort each month. This project was completed in May 2024.

- **DCR Policy and Procedures**

With the new department name change effective January 1, 2024, all the existing PSD departmental Policy and Procedures needed to be revised to DCR. Working together with the Executive team, the DCR P&Ps were updated in June 2024, and is now accessible on the DCR website, DCR intranet, and the shared network drive.

- **Criminal Justice Research Institute Pre-Trial Data Collection Project**

A newly created IT position, funded for the Criminal Justice Research Institute Pre-Trial Data Collection Project (ACT 147), was established earlier in the year and then successfully filled effective May 28, 2024. The position is responsible for gathering significant pre-trial data from various systems.

## Office Services Unit

- Continue to monitor and adjust DCR at Keoni Ana staff's shredding/ document destruction and media destruction needs.
- Coordinate the mail transition due to the change from the Department of Public Safety into two departments namely, the Department of Corrections and Rehabilitation (DCR) and the Department of Law Enforcement (DLE) effective January 1, 2024.
- Transfer vehicle records to the DLE. Coordinate the DLE transfer with City and County of Honolulu, Division of Motor Vehicles. Update the Public Safety vehicle Registration and Title to reflect the new DCR department name.

# Administrative Services Office

## Operating Budget Unit

See the following table showing the Annual Expenditure Report for Fiscal Year 2024:

### ANNUAL EXPENDITURE REPORT

Fiscal Year 2024 Program	Total	General	Means of Financing		
			Special / Revolving	Inter- Departmental	Federal
<b>Corrections</b>					
Hälawa Correctional Facility	34,994,959	34,994,959			
Kulani Correctional Facility	6,415,844	6,415,844			
Waiawa Correctional Facility*	8,595,821	8,595,821			
Hawai'i Community Correctional Center	14,066,152	14,066,152			
Maui Community Correctional Center	13,637,670	13,637,670			
O'ahu Community Correctional Center	44,120,822	44,120,822			
Kaua'i Community Correctional Center	6,364,581	6,364,581			
Women's Community Correctional Center	13,557,339	13,557,339			
Non-State Facilities	29,259,895	29,259,895			
Intake Service Centers Corrections Program	3,846,958	3,846,958			
Services	24,883,829	24,648,833			234,996
Health Care	31,200,188	30,899,256			300,932
Correctional Industries	5,397,270		5,397,270		
<b>Total - Corrections</b>	<b>236,341,328</b>	<b>230,408,130</b>	<b>5,397,270</b>	<b>.</b>	<b>535,928</b>
<b>Law Enforcement</b>					
Narcotics Enforcement Division	1,039,967	587,690	355,898		96,379
Sheriff Division	18,193,287	12,451,285	355,898	5,564,869	177,132
<b>Total - Law Enforcement</b>	<b>19,233,254</b>	<b>13,038,976</b>		<b>5,564,869</b>	<b>273,511</b>
<b>General Administration and Attached Agencies</b>					
Hawai'i Paroling Authority - Determinations	532,308	532,308			
Hawai'i Paroling Authority - Supervision & Counseling**	4,482,278	4,482,278			
Crime Victim Compensation Commission	1,554,850	997,243	557,607		
General Administration***	65,294,371	44,075,344	994,107		20,224,919
<b>Total - General Administration and Attached Agencies</b>	<b>71,863,807</b>	<b>50,087,173</b>	<b>1,551,714</b>	<b>.</b>	<b>20,224,919</b>
<b>Grand Total</b>	<b>327,438,389</b>	<b>293,534,278</b>	<b>7,304,883</b>	<b>5,564,869</b>	<b>21,034,358</b>

Report is based on MBPE02-1 and includes encumbrances

\*Waiawa Correctional Facility includes funds appropriated by Act 125, SLH 2022

\*\*Hawai'i Paroling Authority - Supervision & Counseling includes funds appropriated by Act 117, SLH 2022

\*\*\*General Administration General Funds include funds appropriated by Acts 117, 118, 245, SLH 2022; Act 147, SLH 2023.

---

# Fiscal Office

The Fiscal Management Office collects, reviews, processes and reports all financial transactions for the Department of Corrections and Rehabilitation. The Fiscal Management Office consists of three distinct units. The Accounting Unit manages all data transactions and provides all the Department's reporting, The Payroll Unit ensures the over 2,000 employees of the department get paid twice monthly. And the Vouchering Unit reviews and processes all the department's non-payroll payments.

## ACCOUNTING UNIT

- Informs and instructs operating units on fiscal record keeping, reporting requirements, and related topics.
- Audits, reconciles and makes corrections and reports all department data.
- Audits data and files all State, grant and special fund reports.
- Initiates and oversees and reports on all inventory capital management including the annual Departmental physical inventory. The Accounting section of the Fiscal Office oversees equipment and property additions and equipment disposal activities.
- Confers and supports Capital Improvements Program Coordinator in overseeing the proper maintenance of the capital assets inventory for buildings and improvements.
- Prepares Annual Comprehensive Financial Report (ACFR) for the State Audit, and Schedules of Expenditures for Federal Awards (SEFA).
- Keeps abreast of evolving General Accounting Standards Board (GASB) statements and directs Department-wide implementation based on central agency guidelines and files annual reports.
- Manages all Audit Reporting Requests and Responses to all Agencies

## PAYROLL UNIT

Processes departmental payroll and maintains supporting documents.

- Reviews payroll transactions, calculating and verifying adjustments, follows up on discrepancies and corrections, posts changes to the Hawai'i Information Portal (HIP) for preparation of salary Automated Clearing House (ACH) payments and warrants, and performs other related functions.
- Support facilities and sites with review and submissions of HIP timesheets saved but not submitted by employees.
- Receive, review and complete work compensation forms, making necessary changes, calculates and submits for payments.
- Receives, reviews, and completes Temporary Disability Insurance (TDI) forms, calculates, and submit for payments.
- Receives, reviews, and completes Accidental Injury Leave (AIL) forms, calculates, and submits for payment.
- Receives, reviews and works on Leave Without Pay Reports received by HR and facilities and submit for collections.

---

# Fiscal Office

- Support Employment Retirement System (ERS) in assisting with past payroll questions and calculations. Submissions of payroll templates due to errors in reporting.
- Complete forms and calculations of Contributions for Military Leave Under the Servicemen's Act.
- Support facilities and sites regarding any missing pay by researching the causes and communicating said research.
- Provides guidance and direction to site payroll staff.
- Receives, reviews, and processes transfer of vacation and sick leave credits.
- Maintains applicable records, files, and other documents.

## VOUCHERING UNIT

Processes departmental encumbrances and expenditures.

- Pre-audits encumbrance and expenditure documents, posts records, and performs data entry to encumber funds or liquidate encumbrances in State's financial management information system; verifies computer printouts.
- Prepares summary warrant vouchers with attachments and submits to the Department of Accounting and General Services for preparation of payment warrants.
- Maintains applicable records, files, and other documents.

---

# Human Resources Office

The Human Resources Office manages a comprehensive system of personnel staff services to assist DCR’s management in recruitment, retention, and utilization of personnel resources through programs of staffing and technical services, labor relations, employee relations and safety, and employment transactions and records, while assuring DCR complies with Federal and State employment laws, rules and regulations, and various collective bargaining agreements.

## EMPLOYEE RELATIONS & TRANSACTIONS

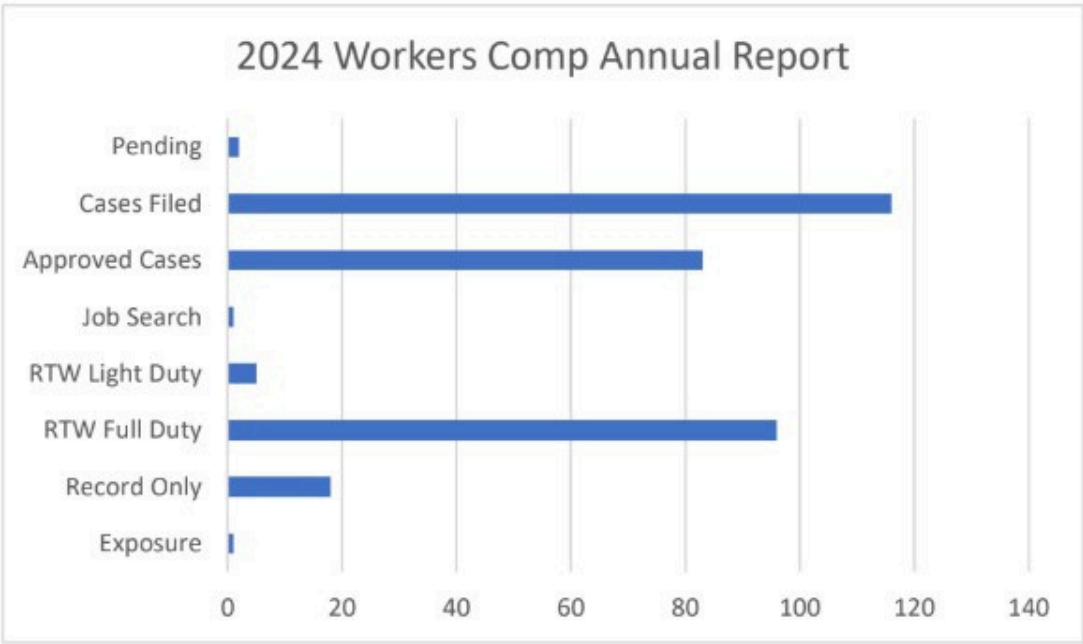
Employee Relations and Transactions (ERT) is one of three sections of the Human Resources (HR) Office.

HR-ERT manages all State employee wage and benefits programs including but not limited to Employer-Union Health Benefits Trust Fund (medical and life insurance), Island Savings Deferred Compensation Plan (IRC 457), Retirement, Family and Medical Leave Act (FMLA), Temporary Disability Insurance (TDI), Leave Sharing, Incentive and Service Awards, Workers’ Compensation, Return to Work Priority Placement, and Performance Appraisals.

Workers’ Compensation is wage loss replacement benefits provided to employees who suffer a work related injury as defined by §386, Hawai’i Revised Statutes.

2024 Workers Comp Annual Report	
Pending	2
Cases Filed	116
Approved Cases	83
Job Search	1
RTW Light Duty	5
RTW Full Duty	96
Record Only	18
Exposure	1
Denied	1

# Human Resources Office



FMLA entitles eligible employees job protection while utilizing authorized leave with or without pay due to personal illness or to care for family members suffering from an illness.

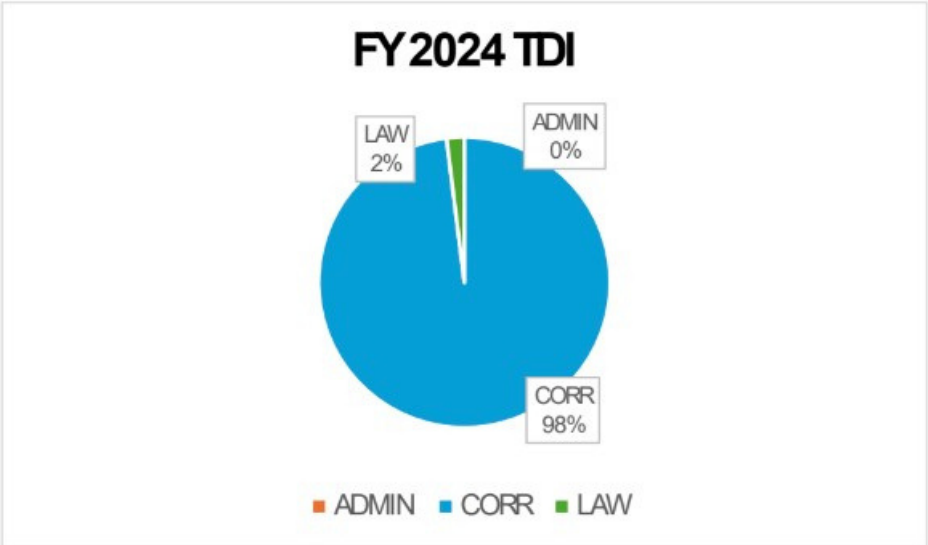
	SELF	FM	BOC	MILITARY
<b>ADMIN</b>	2	4	0	0
<b>CORR</b>	183	210	7	0
<b>LAW</b>	1	7	4	0



# Human Resources Office

TDI, like workers' compensation is a wage loss replacement program. An eligible employee who suffers from a non-work-related disability is entitled to receive 58% of his/her average weekly wages.

ADMIN	0
CORR	50
LAW	1

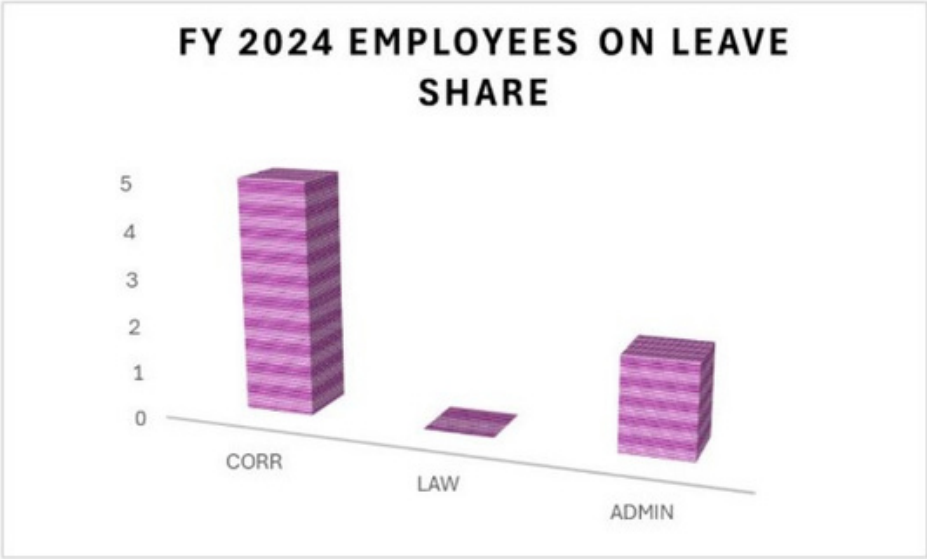


Leave Sharing Program allows employees to donate vacation leave to ease the financial burdens of fellow employees who would otherwise be on leave without pay due to a personal injury or illness or care for a family member who is suffering from a personal injury or illness.

CORR	5
LAW	0
ADMIN	2

---

# Human Resources Office



CORR	57
LAW	2
ADMIN	55



---

# Human Resources Office

In 2024, the State of Hawai'i entered into a settlement agreement for Temporary Hazard Pay (THP) with the Hawai'i Government Employees Association (HGEA) as exclusive representative for Bargaining Unit (BU) 2, 3, 4, 9, 13, and 14. HR-ERT managed the THP project to ensure 820 eligible employees were paid on October 4, 2024.



HR-ERT is also the Department's official record keeper and responsible for providing advisory assistance for all employee leave and compensation matters such as Uniformed Services Employment and Reemployment Act (USERRA), Federal Labor Standards Act (FLSA), Employment Verification, Temporary Assignments, Pay Increases, Step Movements, processing Employee Personnel Action Report (EPAR) data into HRMS. HR-ERT received and processed over 20,000 Departmental Human Resources actions for Fiscal Year 2024.



Official Department Records Room

---

# Human Resources Office

## LABOR RELATIONS

The Labor Relations (LR) is one of three units within the Department of Corrections and Rehabilitation's (DCR) Human Resources Office. The LR consists of four Human Resources Specialists and one Human Resources Technician. The LR handles employment matters related to applicable Collective Bargaining Agreements (CBA). DCR employees are covered by three unions: the Hawai'i Government Employees Association (HGEA), United Public Workers (UPW), and the American Federation of State, County & Municipal Employees (AFSCME)-Managerial Confidential Employees Chapter (MCEC).



Approximately 52% of these employees are covered by UPW and work as uniform staff in the correctional setting. The remaining employees who work in administrative services and health care are covered by HGEA as well as excluded staff who have voluntarily enrolled as members of AFSCME-MCEC.

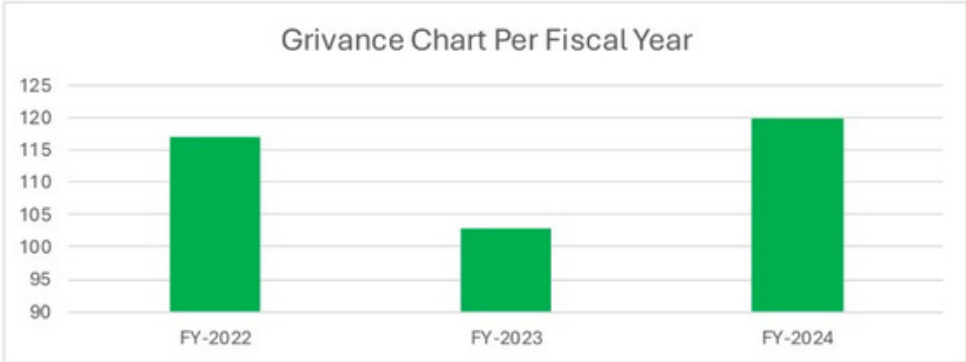
A major function of the LR is to work with the HGEA and UPW to resolve grievances that are filed when the union believes an alleged violation of the CBA occurred. In the event a remedy was not reached, it could lead to an arbitration hearing. The LR represents DCR in these arbitration hearings as well as hearings under the Hawai'i Labor Relations Board (HLRB), Merit Appeals Board (MAB) and Unemployment Security Appeals Referees' Office (ESARO).

In addition to handling work-related grievances and unemployment claims, LR handles internal complaints (for violations that do not fall under the CBA), consultation of policies and procedures, advice and interpretation of matters related to the CBA and drug and alcohol testing and compliance.

The chart indicates a summary of work-related grievances filed by HGEA and UPW within the past 3 years. There has been an increase in grievances filed during the fiscal year 2024.

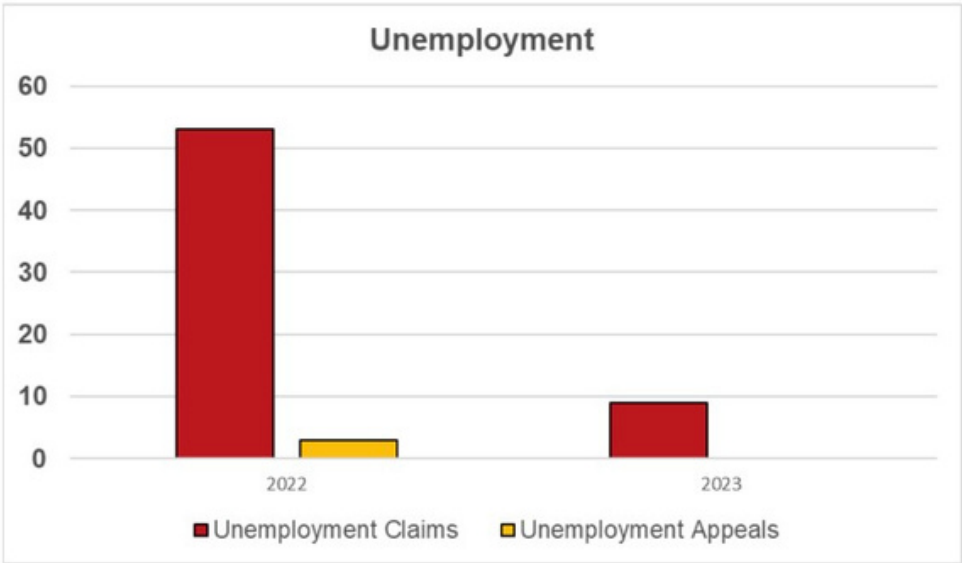
---

# Human Resources Office



\*Percentage may vary due to excluded employee status

Another function of HR-LR is responding to unemployment claims and attending unemployment appeals filed by current and former DCR employees. There has been a decline in unemployment claims filed. According to the chart below, unemployment claims decreased by approximately 65% from 2022 to 2023. HR-LR represents DCR when an employee files an appeal with the Unemployment Security Appeals Referees' Office (ESARO).



---

# Human Resources Office

## STAFFING AND TECHNICAL SERVICES

With the establishment of the Department of Corrections and Rehabilitation, the Staffing and Technical Services' (STS) main focus is now on the management, recruitment, examination, and testing functions for Adult Corrections Officer Recruit positions, including promotions. This process includes a series of 10 testing phases, which an applicant must pass in order to proceed to the next event and culminates in admission to the Basic Corrections Recruit Class training academy.



The department relies on mass hiring of 89-day or emergency-hire employees in the interim when filling permanent vacancies. It resulted in approximately a 17% increase from FY 2023.

Additionally, there was a 2% decrease of position classification actions taken for FY 2024, and an increase of 35% in employment suitability reviews.



---

# Human Resources Office

No. of Positions Filled	FY 2024	FY 2023	FY 2022	FY 2021
Adult Corrections Officer	168	225	228	302
Deputy Sheriff	0	46	35	36
Other (Non-uniform)	194	357	320	280
<b>Total</b>	<b>362</b>	<b>628</b>	<b>583</b>	<b>618</b>

No. of Position Classification Actions Taken	FY 2024	FY 2023	FY 2022	FY 2021
<b>Total</b>	<b>774</b>	<b>791</b>	<b>630</b>	<b>537</b>

No. of Employment Suitability Reviews Processed	FY 2024	FY 2023	FY 2022	FY 2021
Adult Corrections Officer	454	200	227	184
Deputy Sheriff	0	70	30	45
Other (Non-uniform)	254	255	202	168
<b>Total</b>	<b>708</b>	<b>525</b>	<b>459</b>	<b>397</b>

---

# Human Resources Office

The Recruitment unit actively participates in career or job fairs every month in all facets of government and education, such as the quarterly Star Advertiser Career Expo, federal military bases, University of Hawai'i system, State Legislature, etc., and private sector entities.



This year, the Department of Corrections and launched an aggressive recruitment campaign to fill Adult Corrections Officer (ACO) vacant positions and a multitude of other positions in Healthcare Services, Education, Food Service, Human Resources, Mental Health Services and other areas at correctional facilities across Hawai'i. Scan the QR code to access our Job Board.



---

# Training and Staff Development Office



The mission of the Training and Staff Development (TSO) Office is to provide high quality, job-related, and competency-based training for DCR and its employees. TSO is responsible for planning, developing, implementing, and coordinating appropriate training for both uniformed and civilian personnel of the Department.



---

# Training and Staff Development Office

## FY23 Training Academy Summary

### Basic Courses

1005: Basic Corrections Recruit Course	5 Classes	105 Trained
1001: Corrections Familiarization Training	1 Class	29 Trained
1011: Law Enforcement Recruit Course	1 Class	20 Trained
1031: LE Annual In-Service	9 Classes	168 Trained
3223: First Line Supervisor (Uniform Staff)	2 Classes	35 Trained
Admin Investigations/Report Writing	4 Classes	4 Classes
COR/LE: Firearms Qualifications O'ahu	75 Classes	769 Trained
COR/LE: Firearms Qual. (HI, Maui, Kaua'i)	55 Classes	223 Trained

---

# Training and Staff Development Office

## Instructor Certification Courses

AHA Basic Lifesaver Instructor	2 Classes	25 Trained
Arrest & Control Tactics (Basic/Advanced)	1 Class	24 Trained
Basic Instructor Dev. Train-the-Trainer	2 Classes	20 Trained
Firearms Instructor/Armorer	4 Classes	76 Trained
First Line Supervisor Instructor	1 Class	10 Trained
Less Lethal System Instructor	2 Classes	26 Trained
Pepperball	1 Class	26 Trained
Pepperball Armorer	1 Class	25 Trained

---

# Training and Staff Development Office

## Corrections Subject Areas Taught During FY 2024

- Academy Orientation & Requirements
- Academy Equipment Turn In
- ACO I UPW BU Attendance 37.17 & 38.A.11
- ADA Rights and Requirements
- Alcohol and Substance Abuse (UPW)
- Attendance FMLA Policies
- Baton Initial Certification
- Bloodborne Pathogens & Comm. Diseases
- Classification & Housing
- Communication & Conflict Resolution
- Computer & Internet Usage
- Confidential Information & Documents
- Constitutional Law for Corrections
- Contraband: Identifying & Processing
- Control Tactics Initial Certification
- Crime Scene and Evidence Preservation
- Criminal & Civil Liability
- Criminal Justice System
- Criminal Law & Hawai'i Revised Statutes
- Crisis Intervention Techniques
- De-escalation
- Department ID
- Department Organization/Chain of Command
- Disturbance I Riot Control
- Diversity in Corrections
- Domestic Violence
- Edged Weapon Defense Initial Certification
- EEO / Unlawful Harassment
- Effective Communication & Conflict Resolution
- Escorting Inmates
- Ethics & Professionalism
- Evidence Preservation & Collection
- Facility Security & Safety Equipment
- Female Offender Considerations
- Fingerprinting & Photographs
- Fire Safety & Prevention
- Firearm Qualification - Low Light
- Firearms 12 GA Less Lethal Initial Certification
- Firearms Fundamental Training: Rifle, Shotgun, Pistol, UOF, Safety
- Firearms Qualification - Pistol / Rifle / Shotgun AHA
- First Aid/ CPR/ AED
- Forced Cell Movement Extraction/ Insertion
- FTO Orders Issued
- Ground Assault Defense Initial Certification
- Health & Wellness Hepatitis B Shot #1 and #2
- Hospital & Special Assignments
- Hostage Incidents & Survival Identification
- Incident Command System (100, 200, 700 and 800)
- Inmate Constitutional Rights
- Inmate Discipline and Grievance
- Inmate Manipulation and Deception

---

# Training and Staff Development Office



- Inmate Mental & Medical Health Services
- Inmate Misconduct, Discipline & Grievance
- Inmate Personal Property Management
- Inmate Substance Abuse
- Inmates with Special Needs: Disabled and Elderly
- Intake, Assessment and Consular Notification
- Intake: Release
- Interpersonal Communication Skills
- Investigating Disturbances
- Issuing and Receiving Equipment and Tools
- Key and Tool Control
- LGBTQ Offenders Considerations
- Managing Offenders and their Behavior
- Media Relations
- Narcotics and Dangerous Drug Identification
- Observation and Monitoring of Inmates
- OC Spray Initial Certification
- PepperBall
- Operator Initial Certification
- Perimeter Security
- Post/Area Logbooks
- Prison Rape Elimination Act
- Processing Mail
- Protective Segregation
- Report Writing
- Responding to Emergencies
- Restraints: Mechanical
- Restraints: The Safe WRAP Restraint

---

# Training and Staff Development Office

- Safety, Security Equipment
- Sanitation Standards and Environmental Health
- Searches: Area, Cell, and Vehicle
- Searches: Persons
- Searching & Inventory
- Security Rounds
- Security Threat Groups
- Standards of Conduct
- Stress Management and Resiliency
- Suicide Detection and Prevention w/ Rescue Cutter
- Supervising Work line
- Tactical Medical
- Telephone and Radio Communication
- Transporting Inmates
- Use of Force Decision Making
- Use of Force in a Correctional Setting
- Use of Force Policy
- Workplace Violence

## **Law Enforcement Subject Areas Taught During FY 2024**

- Academy Orientation and Requirements
- Alcohol and Substance Abuse (HGEA)
- AHA First Aid /CPR/ AED w/Skill Lab
- Americans with Disabilities Act
- Arrest Procedures w/Skills Lab
- Basic Criminal Investigations
- Basic Water Safety w/Skills Lab
- Bloodborne Pathogens and MRSA
- Booking Procedures; Green Box Live Scan

- Cell Extraction with WRAP Restraint
- Conducted Electric Weapon -TASER
- Cognitive Interviews and Note-Taking
- City and County Ordinances
- Civil and Criminal Liability Civil Issues and Process
- Communicating in a Diverse Society
- Communicable Diseases
- Conflict Resolution
- Controlled Substances
- Constitutional Use of Force
- Consular Notifications
- Control Tactics Initial Certification
- Court Orders & Assisting in Warrant Service
- Courtroom Demeanor & Testimony
- Courtroom Security
- Crime Scene Search and Protection
- Crimes and Crime Scene w/Skills Lab
- Crimes Against Persons, Property and Family
- Crisis Intervention Techniques
- Criminal Justice Systems
- Critical Incident Decision Making
- Critical Incident and Problem Solving
- Custodial Search w/Skill Lab De-escalation
- Department History, Chain of Command
- Drug Identification / Evidence Collection
- Edged Weapon Defense w/Skills Lab
- EEO and Unlawful Harassment
- Effective Communication
- Effective Report Writing w/Skills Lab
- Ethics and Professionalism
- Explosives and Responding to a Bomb Threat

---

# Training and Staff Development Office



- Family Code Adult and Child Protective Services
- Flying Armed and Carrying Concealed
- Fingerprinting and Photographing
- Fire Safety and Fire Extinguisher Use
- Firearms and Range Safety
- Firearm Systems and Ammunition Familiarization
- Firearms Qualification - Pistol / Rifle / Shotgun
- Firearms Qualification - Low Light
- Follow-up Interviews
- General Criminal Offenses
- Ground Assault Defense Initial Certification
- Hawai'i Motor Vehicle Accident Reporting
- Hawai'i Motor Vehicle Law
- HAZMAT Awareness
- High Risk Traffic Stops/ Felony Traffic Stops
- History and Principles of Law Enforcement
- FEMA ICS: 100/200/700/800
- Implicit Bias and Procedural Justice
- Intent and Elements of Crimes
- Interpersonal Communication
- Intoxilyzer Operator 8000/9000
- Introduction to Criminal Justice System
- Introduction to Law Enforcement
- Judicial Security
- Juvenile Law and Procedure
- Latent Prints w/Skills Lab
- Law Enforcement Drivers Training
- Laws of Arrest (Seizure of Persons)
- Less Lethal 12 GA Special Impact Rounds
- Media and Public Relations
- Miranda and Confessions
- Motor Vehicle Crash Investigation Labs

---

# Training and Staff Development Office



- Manipulation and Deception
- OC Spray Initial Certification w/lvl 1 Exposure
- Officer Safety and Survival Skills - Basic Tactics
- Operating a Vehicle under the Influence/HRS
- Opioids and NALOXONE Use
- Patrol Concepts
- Pepperball Systems Operator Initial Certification
- Pre-Alcohol Screeners w/Skills Lab
- Prison Rape Elimination Act w/Search Lab
- Professional Policing and Leadership
- Radio Communication Use and Issue
- Responding to Active Shooter Situations
- Responding to Emergency Incidents
- Responding to Calls for Service w/Skills Lab
- Responding to Domestic Violence
- Restraining Orders and Protective Orders
- Rules of Evidence
- Search and Seizure
- Signs and Symptoms of Mental Illness
- Speed Detection and Enforcement / LTI 2020 I Stalker XLR
- Standardized Field Sobriety Tests (Wet Lab)
- Standards of Conduct
- Substance Abuse and Co-occurring Disorders
- Suicide Detection and Prevention
- Use of Force Policy and Decision Making

---

# HRS 353H - Performance Indicator Reporting

Under Hawai'i Revised Statutes §353H: Performance Indicators, the Department of Corrections and Rehabilitation submits this report to the 33th Legislature of 2025. Below you will find the data as requested. Please note that the performance indicator data has been collected from November 1, 2023 to October 31, 2024.

## §353H-Performance indicator reporting

a) The Department of Corrections and Rehabilitation shall develop performance measures that accurately reflect progress toward specific goals, including:

### (1) Improving recidivism rates

The Interagency Council on Intermediate Sanctions (ICIS), is an interagency partnership which includes the Judiciary, Department of Corrections and Rehabilitation, Department of the Attorney General, Department of Health, Office of the Public Defender, Hawai'i Paroling Authority, Department of the Prosecuting Attorney, and Honolulu Police Department. The Council focuses on ways to lower recidivism through determining the effectiveness of assessment tools and programs. The ICIS will post the findings for the current recidivism study in 2025.

Since the DCR is an integral part of the ICIS, we have relied on the ICIS recidivism studies that were reported yearly from 2006 up until the 2019 Recidivism Update which tracked those who were released within Fiscal Year 2015 (July 1, 2015 through June 30, 2016) during a 36-month period. There was a pause in this important initiative, but the ICIS aims to publish the latest update in 2025.

The recidivism rates have decreased. The ICIS is still committed to reducing recidivism by 30% as a long-term goal.

#### FY 2015 Cohort Recidivism Rates:

- Probationers= 64.7%
- Parolees= 50.3%
- Max-outs= 64%

#### FY 2016 Cohort Recidivism Rates:

- Probationers= 54.6%
- Parolees= 50.1%
- Max-outs= 57.1%

---

# HRS 353H - Performance Indicator Reporting

To identify the factors that may increase the chances of an offender re-offending, the Reentry Coordination Office (RCO) created a reentry plan form. This form is utilized by our Correctional Case Managers statewide from the start of an offender's incarceration and is useful in identifying an offender's needs prior to release. It serves as a guide for Case Managers and the offenders to create a meaningful release plan that will be conducive to leading a pro-social lifestyle. To assist with the continuum of care, the reentry plan is available to the Hawai'i Paroling Authority (HPA), Adult Probation Office (APO), and community service providers upon request.

Housing is a primary factor in a meaningful release plan. Offenders who were not able to successfully participate in a furlough program may have difficulty securing an appropriate residence due to insufficient funds and/or lack of familial support.

Most offenders will need to reside at a clean and sober house due to their inability to rent their own residence because of a lack of credit history, low credit score, and criminal history. Therefore, the RCO and Hawai'i Paroling Authority continues to contract several clean and sober dwellings to provide a safe environment without the immediate pressure on furloughees and parolees to pay rent.

The following clean and sober houses were contracted to provide housing from November 1, 2023 to October 31, 2024 to furloughees and parolees:

Makana O Ke Akua (MOKA or Gift of God) (Males) - 53

Women In Need-O'ahu (WIN) (Females) - 12

Women In Need-Kauai (New Contract- August 2024) (WIN) (Females) - 2

In recognition of the difficulty parolees face with regards to housing, the 2024 Hawai'i State Legislature awarded HPA \$180,000 to increase their community housing. With the latest contract, HPA partnered with the RCO to use this additional funding to increase the number of community housing beds for parolees.

Employment is another important factor that contributes to an offender's chances of success post-release. Therefore, the RCO has continued its contract with Goodwill Hawai'i agencies statewide. Goodwill provided job readiness services, employment guidance, training, and reentry support for 118 parolees and furloughees from November 1, 2023 to October 31, 2024.

---

# HRS 353H - Performance Indicator Reporting

The DCR's partnerships with community service providers are vital in providing a continuum of services to offenders, post-release. It is important to recognize that without these services, offenders would face difficulties navigating through their reentry journey.

Parents and Children Together (PACT) has worked primarily with furlougees, but their services are also open to released offenders as well. They provide job readiness services that involve creating resumes and computer lab access for job searching. PACT also provides bus passes and work-related items for employment.

Ms. Barbara Gatewood from Transforming Lives conducts reentry classes where offenders are given an opportunity to engage with community and housing agencies to learn about their services and make a connection to improve their reentry plans.

Transforming Lives has made clean and sober housing placements for those facing homelessness but determined to live a pro-social life upon release. Transforming Lives also partners with the DCR and HPA to hold Resource Fairs at the Hālawā Correctional Facility, Waiawa Correctional Facility, Women's Community Correctional Center, and O'ahu Community Correctional Center.

---

# HRS 353H - Performance Indicator Reporting

Resource Fairs are held at the aforementioned facilities at least once a year where many housing and service providers interact with offenders to explain the various types of services offered. Transforming Lives holds various Consortiums in partnership with the DCR and HPA. At the consortiums, government and community agencies discuss best practices in collaborating efforts to reduce recidivism.

United Self-Help which is comprised of Mr. Bud Bowles and his team has worked with the DCR offenders for several years. They meet with offenders who are scheduled to be released on parole or time served that have been identified as needing transportation on their release date. During this session they identify what their needs are upon release and plan accordingly.

United Self-Help transports released offenders to the Waikīkī Health Center, Social Security Administration, Department of Health Vital Records, Department of Motor Vehicles for a State Identification Card, and Department of Human Services or SNAP and welfare benefits before the offender is taken to their residence.

Ms. Francine Dudoit and her team from the Waikīkī Health Center continues to be a mainstay in delivering services to offenders in prisons and jails on O'ahu. Although they provide continuum of services for those who are released on the island, they partner with various agencies on the neighbor islands if an offender leaving O'ahu needs to apply for Med-QUEST.

Their services start with an intake session where they meet with offenders prior to their release date to assist with completing the appropriate Med-QUEST application, SNAP, and welfare assistance forms. Once an offender is released, he/she is encouraged to visit their locations for a continuum of services. The Waikīkī Health Center has been instrumental in assisting those who need a birth certificate, State ID, and Social Security Cards, especially while they are participating in the furlough program. They also provide bus passes, clothing, cell phones, and a mailing address. From November 1, 2023 to October 31, 2024 they provided services to 294 offenders at O'ahu correctional facilities.

Partnerships with various government agencies are also an important part of DCR's reentry efforts. Administrator Lynette Lau and her team from the Department of the Attorney General - Child Support Enforcement Agency (CSEA) has offered their services in educating offenders about their individual cases, modifying monthly CSEA payments, and formulating an affordable payback plan for accruing CSEA debt. Prior to this initiative, offenders had expressed a disinterest in dealing with the CSEA because he/she felt overwhelmed with mounting debt. The offender also felt intimidated in finding gainful employment because of fear that their paychecks would be garnished.

---

# HRS 353H - Performance Indicator Reporting

## (2) Decreasing prisoner assaults on correctional staff

From Nov. 1, 2023 to Oct. 31, 2024, correctional facilities statewide had a decrease in inmate-on-staff assaults. There were 25 reported inmate assaults during this time period compared to 39 reported assaults in the previous year.

Managing the inmate population continues to be challenging as an inmate's behavior is unpredictable, impulsive, lacking self-control, and in many cases violent, depending on his/her mental health history, behavioral history and/or substance abuse history. The 25 incidents reported were physical altercations.

Corrections has started to rebound from the COVID-19 pandemic. Even though the staffing shortage remains an issue, there have been improvements. Staffing improvements are allowing inmates more out-of-cell time, recreation, program participation, visitation and work opportunities. This has a direct effect on reducing stress and tension within the facilities.

The DCR has also implemented the use of tablets, allowing inmates to access and view programs and visitation within the housing units. We are trying to expand the number of units and adding more programs and entertainment for the offender population.

It appears DCR is moving in the right direction.

## (3) Reducing correctional staff turnover; and

The DCR continues to experience a high volume of vacancies in the Correctional Institutions Division due to a high turnover, burnout, promotion, resignation, retirement and transfers to other job markets, The aftermath of the COVID-19 pandemic coupled with high vacancies continues to exacerbate the situation. A significant number of correctional officers and staff who are not reporting to work exacerbates the stressors on remaining staff who have been true heroes coming to work as scheduled and working long hours to cover for other staff who are not coming to work.

The department continues to provide staff with support and training. It also launched aggressive recruitment efforts in 2024 to fill vacancies.

DCR has continued to rely on emergency hiring or 89-day cycle employees to fast-track the hiring process and serve as a way for potential candidates to experience a career in the corrections field.

---

# HRS 353H - Performance Indicator Reporting

In addition, onsite interviews are being conducted at job fairs, and the department regularly participates in career fairs and job fairs. It also doubled its corrections recruit training classes to six classes from three in 2024.

Recruitment is ongoing for Adult Corrections Officer (ACO) positions and other positions. We are recruiting at colleges, high schools, and military bases. DCR also has placed recruitment ads on TheBus, movie theaters, and social media platforms.

To bolster recruitment efforts, the DCR launched a recruitment campaign, “Unlocking Potential” for ACO applicants and a “Champion of Change” for Registered Nurses, Corrections Education Specialists, Food Service workers, Social Workers-Human Services Professional applicants and other positions.

For fiscal year 2024, the Department held six BCRC classes (Basic Corrections Recruit Class) and filled approximately 362 ACO positions.

#### **(4) Improving departmental efficiencies in staffing, budgeting, and data management and analysis**

From November 1, 2023, through October 31, 2024, the Department of Public Safety/Department of Corrections and Rehabilitation has continued to rely on emergency hiring of Adult Correctional Officers to address the chronic staff shortage.

The strain of the staffing shortage at Hawai'i's correctional facilities parallels the struggle for corrections departments across the country to hire and retain employees. When the COVID-19 pandemic ended, it transformed the labor market whereby workers want a work-life balance, more competitive wages and flexible schedules. It has impacted all levels of our operations statewide. The Department has had to utilize excessive overtime due to the smaller workforce.

Notwithstanding the staffing shortage, the Department is continuing its efforts to streamline processes, increase efficiencies in data management, and develop innovative recruitment strategies. We are evaluating a new offender tracking system to replace our current data system, OffenderTrak. The new system will provide opportunities for data management and analysis for the foreseeable future.

---

# HRS 353H - Performance Indicator Reporting

## Additional requirements outlined in HRS 353H

(b) The department shall develop key performance indicators, which shall include:

(1) The number of individuals enrolled in and who have completed a general education diploma (GED) or High School Equivalency Test (HiSET).

### CPSD - Education

From November 1, 2023, through October 31, 2024, there were 27 GED and four HiSET graduates, totaling 31 high school equivalency diplomas issued during that time period. The Department's Education Branch utilizes the SMS (Student Management System) Database to collect this information.

(2) The number of individuals for whom a reentry plan is filed and the number of individuals who exit jail or prison with a reentry plan;

Data collected from November 1, 2023 to October 31, 2024 for reentry efforts statewide:

Jails statewide have been focusing reentry efforts on sentenced jail offenders because of the uncertainty of time pretrial and presentenced offenders spend in that setting. However, if there are those requesting assistance, the facility Case Managers will provide community resource information.

Offenders released with a Reentry Plan (11/1/23 to 10/31/24)	Offenders released without a Reentry Plan (11/1/23 to 10/31/24)
Prison = 475	Prison = 246
Jail = 620	Jail = 3,639
Total = 1,095	Total = 3,885

# HRS 353H - Performance Indicator Reporting

Offenders Released with a Birth Certificate (11/1/23 to 10/31/24)	Offenders released without a Birth certificate (11/1/23 to 10/31/24)
Prison = 529	Prison = 192
Jail = 216	Jail = 4,043
Total = 745	Total = 4,235

Offenders released with a Valid ID (11/1/23 to 10/31/24)	Offenders Released Without Valid ID (11/1/2023 to 10/31/2024)
Prison = 379	Prison = 342
Jail = 196	Jail = 4,063
Total = 575	Total = 4,405

Offenders released with Social Security Card (11/1/23 to 10/31/24)	Offenders released Without Social Security Card (11/1/23 to 10/31/24)
Prison = 348	Prison = 373
Jail = 175	Jail = 4,084
Total = 523	Total = 4,457

---

# HRS 353H - Performance Indicator Reporting

The RCO continues to provide a month's worth of bus fare to qualified parolees and max-outs (an inmate who completes his or her sentence) to assist with their transportation needs.

Offenders released with Bus Passes only (Prison only 11/1/23 to 10/31/24)
HCF = 160
WCCC= 30
WCF = 24
KCCC = 4
MCCC= 14
Total = 232

---

# HRS 353H - Performance Indicator Reporting

(3) Drug test failure rates of inmates while incarcerated and while on parole.

## CPSD Substance Abuse

In accordance with its drug detection policy, DCR collected 9,236 urine samples from the inmate population from November 1, 2023, through October 31, 2024. The number of positive results for substances targeted totaled 623 or 6.75% of all samples collected.

For inmates on parole, the average number of positive urinalysis tests during the period of November 1, 2023 through October 31, 2024 was 436 or 2.4%. (Note: this is based on an average monthly parole population of 1,086 during that time period).

(4) The number of inmates currently enrolled in and who have completed drug treatment programs provided by the Department of Corrections and Rehabilitation.

Substance Abuse Service data indicate there were approximately 171 inmates in Hawai'i and 215 inmates at the Saguaro Correctional Center in Arizona that participated in substance abuse treatment from November 1, 2023, through October 31, 2024. During the same time frame, 142 inmates in Hawai'i and 142 Saguaro inmates completed substance abuse treatment. All programs combined recorded 386 admissions into treatment and 284 completions (73.6% completion rate).

Note: Programming did not operate at full capacity which subsequently impacted overall participation in treatment by the inmate population. Saguaro Correctional Center and DCR's treatment programs experienced periodic interruptions to portions of milieu treatment due to COVID and staff-related issues.

(5) The number of inmates currently enrolled in and who have completed restorative circles.

## CPSD Education

From November 1, 2023, through October 31, 2024, there were two women at the Women's Community Correctional Center (WCCC) who completed the Restorative Justice Huikahi Circle.

---

# HRS 353H - Performance Indicator Reporting

During the same reporting period, there were five women at WCCC and 12 men at the Waiawa Correctional Facility (WCF) enrolled in the Ka Wehena O Ke 'Ao program, administered by the University of Hawai'i Office of Research Services.

(6) The number of inmates who have applied for a reduction of their minimum sentence, the number of applications approved and denied, and, when applicable, the reasons for the denial of a parolee's application.

No. of inmates applied for reduction of their minimum sentence	No. of inmates approved for reduction of their minimum sentence	No. of inmates denied reduction of their minimum sentence	Reason for denial
142	19	123	Minimum sentence deemed appropriate

The decision by the Hawai'i Paroling Authority on a request for reduction of minimum term will be:

- (1) Deny request - minimum term remains appropriate;
- (2) Deny request - administrative review or interview scheduled;
- (3) Defer request- administrative review or interview scheduled; or
- (4) Deny request - early parole hearing scheduled.

(7) The number of parole revocation hearings and the results of parole revocation hearings that when applicable, explain why the parolees' revocation was denied. (Note: parole revocation hearings approved is the number of parolees revoked. The number of revocation hearings denied is the number of parolees who were continued on parole following their parole revocation hearing and/or the revocation of their parole was deferred for various reasons.)

---

# HRS 353H - Performance Indicator Reporting

No. of parole revocation hearings	No. of parole revocation hearings approved	No. of parole revocation hearings denied	Reason for denial
348	203	44	Parolee deemed not appropriate to return to community on parole

Reasons for denial are the following:

- Space available for community programs (e.g. residential treatment, intensive outpatient treatment, Domestic Violence, Cognitive Skills)
- Pending charges dropped and/or acquitted.

---

# HRS 353H - Performance Indicator Reporting

(8) The cost of incarceration per inmate, per day, per facility.

The estimated cost to house an inmate in Hawai'i in FY 2024 is \$307 a day.

(9) Offender demographics, including gender, race, age, and type of offense.

See Attachment A

(10) The number of individuals who received vocational training or rehabilitation services and type of vocational training or rehabilitation services received.

From November 1, 2023, through October 31, 2024, there were 866 Career and Technical Education (CTE) training program participants, 536 or 62% of which completed the programs. These account for participants in programs such as: Carpentry Pre-Apprenticeship, Construction Trades-Carpentry, Plumbing, Forklift Operator Training, Forklift Simulation Training, ServSafe (Safety and Sanitation), Culinary Arts Program, Digital Literacy, Keyboarding, Blender 3D Animation, Altino Coding, TEAM WorkHawai'i, and Goodwill Job Readiness Services.

The RCO continues to work to address the rehabilitative service needs exiting inmates face upon release. The RCO has begun discussion with other agencies and community service providers to determine how to also address the mental health needs and continuum of care for a majority of inmates who are missing upon release. The office is also working with DLIR and the Education Division to inform and educate the other agencies of the need to develop work programs for inmates to increase success rates upon release and reduce the rate of recidivism. The office is also working with the Hawai'i Correctional Industries (HCI) office to develop new products/programs to advance the skills of inmates while in custody and translate those skills into living wage job opportunities upon release.

# HRS 353H - Performance Indicator Reporting

Please note that classes with low completion numbers are due to enrollment and participation outside of the reporting period. In most cases, participants are still enrolled in ongoing programs.

Facility	Program/Service	Enrolled	Completed
Saguaro Correctional Center (Ariz.)	Career and Technical Education (CTE) - Braille	14	3
	CTE - Carpentry Pre-Apprenticeship	17	4
	CTE - Computer Teknimedia	42	12
	Plumbing	15	2
	Cognitive Skills: Anger Management/Stress Reduction	10	9
	Parenting	23	19
	Self-Improvement (Cognitive-Behavioral Curriculum)	58	49
	Reading with Relevance	19	12
HCCC	The Kánaka Way (Cultural Self Development)	19	9
HCF	Employment Services - American Job Center Info Session	60	39
	Forklift Certification Training	41	40
	SERV Safe - Food Safety & Sanitation	39	29

# HRS 353H - Performance Indicator Reporting

Facility	Program/Service	Enrolled	Completed
HCF	Cognitive Skills	31	17
	Lifestyles: Orientation to Cognitive Skills	75	57
	Lifestyles: Cognitive Skills	39	13
	Lifestyles: Cognitive Skills Correspondence	4	0
	Transformations (Cognitive Behavior Therapy)	50	38
	Yoga (Health Management)	66	22
	Prison Education Program (PEP) - Intro to College	74	54
	PEP - Building Healthy Relationships	64	33
	PEP - Financial Literacy	18	17
	PEP - Intro to Forgiveness & Healing	29	14
	PEP - Intro to Philosophy	28	22
	PEP - Intro to Social Problems	18	14
	PEP - Intro to the Science of the Brain	22	11
	PEP - Introduction to Brain Sciences-USC	17	0

# HRS 353H - Performance Indicator Reporting

Facility	Program/Service	Enrolled	Completed
HCF	PEP - Introduction to Mindfulness	20	9
	PEP - Introduction to Physics	21	6
	PEP - Introduction to Public Health	17	11
	PEP - Introduction to Soft Skills	21	10
	PEP: Intro to Financial Literacy	14	12
	PEP: Self-Empowerment	14	10
	Aztec Life Skills (Self & Occupational Development)	122	70
	Successful Life Strategies (Self Development)	15	10
	Project NAM: Straight Talk (Self Development)	53	22
	Try Think: Community & Culture	88	38
	Waikiki Health Pu'uhonua Program (Reentry)	309	182
KCC	Thinking for a Change (Cognitive Skills)	55	39
KCF	CTE - OSHA Safety	11	8
	CTE - Tropical Ag Production/GAP	4	3

# HRS 353H - Performance Indicator Reporting

Facility	Program/Service	Enrolled	Completed
KCF	CTE - Small Engine Repair and Maintenance	7	6
	CTE - Forklift Operator Training	15	15
	CTE - Forklift Certification Training (Licensing)	12	12
	CTE - Forklift Simulation Practice	45	45
	CTE - Keyboarding	5	5
	Thinking for a Change (Cognitive Skills)	20	20
	Aztec Life Skills (Self & Occupational Development)	9	9
	Aztec Life Skills: Getting Work/Keeping a Job	1	0
	Aztec Life Skills: Parenting	7	7
	'Ukulele (Cultural Self Development)	20	20
	Yoga (Health Management)	9	9
	Intro to Ho'oponopono	11	9
	Job Readiness	2	2

# HRS 353H - Performance Indicator Reporting

Facility	Program/Service	Enrolled	Completed
KCF	Ke Ala Hou/Men in Transition (Reentry)	13	1
	Parenting from the Inside	1	1
	PEP - Intro to Social Problems	6	6
	PEP - Intro to the Science of the Brain	8	8
	PEP - Introduction to Environmental Science	7	7
	PEP - Introduction to Mindfulness	6	6
	PEP - Introduction to Psychology	16	16
	PEP - Building Healthy Relationships	15	15
	PEP - Intro to Astronomy and Planetary Science	19	19
	PEP - Intro to Forgiveness & Healing	10	10
	PEP - Intro to Philosophy	5	4
	PEP - Intro to Social Problems	17	17
	PEP - Intro to the Science of the Brain	8	8
	PEP - Introduction to Environmental Science	7	7

# HRS 353H - Performance Indicator Reporting

Facility	Program/Service	Enrolled	Completed
KCF	PEP - Introduction to Mindfulness	6	6
	PEP - Introduction to Psychology	16	16
	PEP - Building Healthy Relationships	15	15
	PEP - Intro to Astronomy and Planetary Science	19	19
	PEP - Intro to Forgiveness & Healing	10	10
	PEP - Intro to Philosophy	5	4
	PEP - Intro to Social Problems	17	17
	PEP - Intro to Soft Skills	15	15
	PEP - Intro to the Science of the Brain	8	8
	PEP - Introduction to Conflict Resolution	10	10
MCCC	CTE - Blender 3D Animation (Intro to IT)	1	0
	CTE - Computer Essentials (Intro to IT)	48	34

# HRS 353H - Performance Indicator Reporting

Facility	Program/Service	Enrolled	Completed
WCCC	CTE - Braille	6	0
	CTE - Carpentry Pre-Apprenticeship	7	6
	CTE - CULN 111 Introduction to the Culinary Industry	8	8
	CTE - CULN 112 Sanitation and Safety	10	10
	CTE - CULN 126	9	8
	CTE - CULN 130 Intermediate Cookery	8	8
	CTE - CULN 136	9	1
	CTE – Yoga Instructor Training	9	3
	Yoga (Health Management)	36	4
	Flower Arranging	43	26
	CBT/AM	11	5
	WCCC Creative Writing Project	43	16
	Keiki O Ka 'Āina - 7 Habits	18	8
	Keiki O Ka 'Āina - DV/AM	19	15
	Keiki O Ka 'Āina - Healthy Relationships	22	2

# HRS 353H - Performance Indicator Reporting

Facility	Program/Service	Enrolled	Completed
WCCC	Keiki O Ka 'Āina - Parenting	23	6
	Keiki O Ka 'Āina - Parenting/DV	20	17
	PEP - Financial Literacy	10	7
	PEP - Forgiveness and Healing	10	10
	PEP - Introduction to Soft Skills	11	9
	Try Think: Community & Culture	34	20
	Try Think: Ethics	14	10
	Toastmasters International	28	4
	Transitions - Digital Transitions	25	15
	Transitions - Reentry Transition Information Program	48	41
WCF	CTE - Carpentry Pre-Apprenticeship	10	10
	CTE – Coding (Altino Arduino Robotic Car Coding)	32	15
	American Job Center Info Session	75	53
	Goodwill Job Readiness Services	13	8

# HRS 353H - Performance Indicator Reporting

Facility	Program/Service	Enrolled	Completed
WCF	Forklift Operator Training	37	11
	Resume Writing	23	12
	CTE - CULN 111 Introduction to the Culinary Industry	12	12
	CTE - CULN 112 Sanitation and Safety	12	12
	CTE - CULN 126	12	12
	CTE - CULN 136	10	10
	Aztec Life Skills: Career Development	21	9
	Aztec Life Skills: Getting Work/Keeping a Job	23	12
	Aztec Life Skills: Alcohol/Substance Abuse	23	14
	Aztec Life Skills: Domestic Violence	3	1
	Aztec Life Skills: Health & Wellness	22	10
	Aztec Life Skills: Personal Development	19	13
	Aztec Life Skills: Reentry	39	18
	Aztec: Youth Development Program	8	4
	Yoga (Health Management)	48	19

---

# HRS 353H - Performance Indicator Reporting

Facility	Program/Service	Enrolled	Completed
WCF	Toastmasters International	59	11
	Try Think: Civics	9	9
	Waikiki Health Pu'uhonua Program (Reentry)	10	10
	7 Habits on the Inside	15	10

11) The total number of inmate intakes, by month, including the number of intakes each month within the past year and past five years.

See Attachment B

(12) The total number of inmates released, by month.

See Attachment C

---

# HRS 353H - Performance Indicator Reporting

(13) The number of inmates with substance abuse problems, including the type of dependence and addiction, and the number of inmates with no reported substance abuse problems.

There is no data available at this time from November 1, 2023, through October 31, 2024, regarding the number of inmates identified with substance abuse problems, the type of dependence and addiction, and the number of inmates with no reported substance abuse problems.

According to data captured by DCR's urinalysis software, test results indicate that the top four substances detected in samples collected are:

- Buprenorphine - (Buprenorphine appears on the UA scope due to its administration and subsequent diversion. Not all presumptive positives recorded represent illicit use of the substance. In the same instance, not all use of the substance was prescribed.)
- Methamphetamine
- Creatinine - (Creatinine appears on the UA scope during this reporting period as is common practice when new substance assays are tested within the population. Individuals try to "beat" the test by diluting their samples. Creatinine - measure the level of dilution.)
- Cotinine - (Cotinine appears on the UA scope as a new substance tested to assist facilities in battling contraband on properties, namely the introduction of tobacco/nicotine. Cotinine is detected in urine as the human body breaks down nicotine).

(14) The median length of incarceration, excluding inmates who have received life sentences or been paroled.

See Attachment D

---

# HRS 353H - Performance Indicator Reporting

(15) The prison population forecast for the next decade.

Currently, there is insufficient data to make an accurate projection due in large part to the previous unprecedented COVID-19-related inmate population reductions and court releases. A projection is expected next year.

(16) The total number of pretrial detainees and the number of pretrial detainees admitted each month by type of crime, bail amount, risk assessed, gender, race, and age.

See Attachment E

(17) The number of pretrial detainees released or discharged each month and the reason for the release or discharge by type of crime, bail amount, risk assessed, gender, race, and age.

See Attachment F

Note: 0=No assessed risk level due to incomplete assessment; 1=low risk; 2=moderate risk; 3=high risk.)

(18) The average length of stay for pretrial detainees by reason for release or discharge, type of crime, bail amount, risk assessed, gender, race, and age.

See Attachment G

---

# HRS 353H - Performance Indicator Reporting

(19) The number of pretrial detainees held on cash bail by type of crime, bail amount, risk assessed, gender, race, and age.

See the following graphs:

Pretrial detainees held on bail - Type of Crime

Severity of Offense	
Felony A	144
Felony B	529
Felony C	1,155
Misdemeanor	1,221
Petty Misdemeanor	1,168
Violation	23
Other	255
Total (missing 6)	4,495

---

# HRS 353H - Performance Indicator Reporting

## Pretrial detainees held on bail – Bail Amount

Bail Group	
0	11
1 to 99	182
100 to 499	925
500 to 999	369
1,000 to 4,999	1,115
5,000 to 9,999	403
10,000 to 49,999	732
50,000 to 99,999	224
100,000 to 999,999	155
1,000,000 or more	29
None entered	356
Total	4,501

---

# HRS 353H - Performance Indicator Reporting

## Pretrial detainees held on bail - Risk Assessed

Assess Risk Level (ORAS - PAT)	
None	1,945
Low	84
Moderate	994
High	1,478
Total	4,501

## Pretrial detainees held on bail - Gender

Male	3,620
Female	881
Total	4,501

---

# HRS 353H - Performance Indicator Reporting

## Pretrial detainees held on bail - Race

African American	255
American Indian	21
Caucasian	1,094
Chinese	67
Filipino	346
Guam	43
Hawaiian	1,165
Hispanic	293
Japanese	174
Korean	48
Micronesian	102
Samoan	154
Tongan	39
Other	151
Unknown	549
Total	4,501

---

# HRS 353H - Performance Indicator Reporting

## Pretrial detainees held on bail - Age

Age Group	
18-19	90
20-24	323
25-29	602
30-34	773
35-39	748
40-44	684
45-49	417
50-54	331
55-59	229
60-64	145
65 and older	156
Missing: 3	4,498

# HRS 353H - Performance Indicator Reporting

(20) The average amount of time for completing and verifying pretrial risk assessment by type of crime, bail amount, risk assessed, gender, race, and age.

Average time for Completing and Verifying Pretrial Risk Assessment by Risk Assessed

Assessed Level	Total	Median Days***	Average Days***
ORAS level not available (includes those ineligible, or not completed)*	1,945	1.5	1.5
Low	84	1.6	1.7
Moderate	994	1.6	3.8
High	1,478	1.6	4.7

**\*Note:**

- Ineligible for the Ohio Risk Assessment System (ORAS) by HRS 353-10(b)(3):
  - Persons subjected to county or state detainers or holds
  - Persons detained without bail
  - Persons detained for probation violation
  - Persons facing revocation of bail or supervised release
  - Persons who have had a pretrial risk assessment completed prior to admission
- ORAS not completed due to:
  - Person refused to participate
  - Person unable to be interviewed due to apparent medical and/or mental health issues
  - Other reasons not listed

**\*\*\*Note:**

- The average was skewed by a small number of presumably errant data entries. Therefore, the median scores are included by added perspective.

---

# HRS 353H - Performance Indicator Reporting

Average Time for Completing and Verifying Pretrial Risk Assessment by Type of Crime

Severity of Offense	Average/Days
Felony A	5.14
Felony B	2.32
Felony C	5.43
Misdemeanor	2.47
Petty Misdemeanor	1.85
Violation	1.47
Other	1.88

---

# HRS 353H - Performance Indicator Reporting

## Average Time for Completing and Verifying Pretrial Risk Assessment by Bail Amount

Bail Group (\$)	Average/Days
0	3.66
1 to 99	2.71
100 to 499	1.62
500 to 999	1.69
1,000 to 4,999	2.33
5,000 to 9,999	3.39
10,000 to 49,999	5.29
50,000 to 99,999	3.78
100,000 to 999,999	6.25
1,000,000 or more	5.55
None entered	4.21

## Average Time for Completing & Verifying Pretrial Risk Assessment by Gender

Gender	Average/Days
Female	2.39
Male	3.25

---

# HRS 353H - Performance Indicator Reporting

Average Time for Completing and Verifying Pretrial Risk Assessment by Race

Race	Average/Days
African American	3.85
American Indian	2.21
Caucasian	2.6
Chinese	2.4
Filipino	3.37
Guam	1.72
Hawaiian	3.57
Hispanic	2.38
Japanese	1.48
Korean	3.67
Micronesian	3.07
Samoaan	5.04
Tongan	3.91
White	6.02
Missing	3.29
Other	1.68
Unknown	1.15

---

# HRS 353H - Performance Indicator Reporting

## Average Time for Completing and Verifying Pretrial Risk Assessment by Age

Age Group	Average/Days
18-19	1.62
20-24	2.62
25-29	2.61
30-34	1.03
35-39	2.58
40-44	3.64
45-49	3.49
50-54	3.35
55-59	2.5
60-64	2.03
65 and older	2.2

(21) The number of pretrial detainees readmitted by reason for release, reason for readmission, type of crime, bail amount, risk assessed, gender, race, and age.

The data is not available at this time.

---

# Attachment A

REPORT TO THE LEGISLATURE—2023-2024  
Performance Indicators  
Legislative Report Act 212  
Hawai'i Revised Statutes 353H

## Stock Population

Month	Males	Females
November 2023	3655	421
December 2023	3634	415
January 2024	3619	416
February 2024	3584	430
March 2024	3565	430
April 2024	3576	436
May 2024	3526	441
June 2024	3562	432
July 2024	3563	450
August 2024	3498	439
September 2024	3525	440
October 2024	3524	448

# Attachment A

## REPORT TO THE LEGISLATURE—2023-2024

### Stock Population

Ethnic Group	November	December	January	February	March	April	May	June	July	August	September	October
American Indian	19	21	17	16	18	20	19	17	16	18	18	17
African American	203	201	202	197	194	198	202	205	208	200	197	191
Caucasian	883	872	876	892	902	897	881	876	879	844	854	849
Chinese	33	34	39	41	38	39	34	34	33	33	31	32
Filipino	399	390	396	385	392	383	384	392	396	397	395	408
Gaum/Pacific Islander	39	37	37	34	37	37	37	39	39	38	37	34
Native Hawaiian	1463	1465	1464	1451	1421	1423	1408	1434	1432	1393	1404	1409
Hispanic	96	95	88	93	90	92	87	90	98	101	102	100
Japanese	153	153	148	149	140	138	136	138	141	140	146	146
Korean	27	25	26	25	31	28	29	30	28	28	27	31
Samoaan	229	224	213	212	204	218	212	211	207	212	215	217
Other	140	145	143	142	145	149	150	150	142	140	144	141
Unknown	392	387	386	387	383	390	388	378	394	393	395	397

Age Group (years)	November	December	January	February	March	April	May	June	July	August	September	October
18 to 19	21	19	15	16	17	16	17	19	26	22	24	23
20 to 24	204	203	310	204	196	185	184	175	181	184	181	196
25 to 29	474	462	539	447	439	455	450	453	450	437	443	436
30 to 34	686	679	688	678	663	678	675	667	671	661	664	671
35 to 39	659	667	650	641	652	646	641	658	651	636	636	613
40 to 44	600	587	528	600	585	590	570	564	573	581	584	611
45 to 49	428	416	369	428	428	441	434	442	439	424	435	431
50 to 54	348	341	340	335	344	341	339	338	334	321	314	315
55 to 69	285	286	246	274	274	268	260	280	282	279	281	285
60 to 64	184	195	174	207	208	199	199	200	200	189	195	184
65 and older	182	189	119	189	187	190	196	196	203	200	205	204
Unknown	5	5	5	5	2	3	2	2	3	3	3	3

---

# Attachment A

## REPORT TO THE LEGISLATURE—2023-2024

### Stock Population

Crime Class	November	December	January	February	March	April	May	June	July	August	September	October
All Other	976	946	952	963	935	958	924	933	896	879	912	914
Drug Paraphernalia	32	42	37	40	29	35	23	29	25	34	21	31
Major Violent	258	275	276	250	274	272	266	279	275	269	251	257
Missing	19	18	19	20	18	18	18	17	19	21	22	22
Other Violent	469	485	492	442	459	478	454	472	483	518	486	485
Property	1079	1055	1033	1070	1039	1014	1032	1025	1042	981	1042	1082
Revocation	369	362	368	367	366	383	373	371	391	373	373	348
Robbery	196	201	198	198	199	206	203	214	207	194	191	192
Serious Drug	382	381	385	389	400	374	391	371	410	385	380	365
Sexual Assault	296	284	275	285	276	274	283	283	265	283	287	276

# Attachment B and C

## REPORT TO THE LEGISLATURE—2023-2024

### Admissions

Month	FY 2019		FY 2020		FY 2021		FY 2022		FY 2023		FY 2024	
	Male	Female	Male	Female	Male	Female	Male	Female	Male	Female	Male	Female
July	897	235	872	234	633	139	480	108	418	105	498	141
August	815	186	895	204	456	114	396	82	497	133	528	129
September	851	185	841	185	350	78	360	73	424	110	460	93
October	980	245	857	202	406	116	401	91	423	94	485	132
November	789	181	741	143	352	81	441	102	409	97	412	111
December	740	175	754	206	370	75	382	73	421	89	385	100
January	878	199	850	211	385	87	407	65	493	113	461	122
February	800	195	783	207	376	88	392	92	406	98	431	126
March	818	194	590	151	409	80	501	87	513	128	473	117
April	858	197	304	46	448	93	467	119	433	109	511	136
May	900	215	448	108	480	86	504	118	501	144	481	129
June	841	208	612	143	452	92	456	107	488	114	481	113

### Releases

Month	FY 2019		FY 2020		FY 2021		FY 2022		FY 2023		FY 2024	
	Male	Female	Male	Female	Male	Female	Male	Female	Male	Female	Male	Female
July	859	189	936	233	594	128	476	95	390	95	498	129
August	872	210	884	211	739	184	380	84	494	136	541	148
September	811	175	847	178	374	75	348	81	510	121	492	120
October	965	224	904	212	387	92	411	84	445	92	495	135
November	854	192	780	159	344	71	411	97	431	95	435	113
December	829	176	841	209	381	87	432	82	469	93	404	105
January	907	175	811	215	383	71	338	85	466	101	475	121
February	813	199	752	186	410	96	444	69	468	106	451	116
March	822	200	925	230	434	83	466	112	497	122	506	115
April	840	191	754	185	495	88	438	105	451	100	497	130
May	878	203	399	98	420	77	438	89	488	132	532	124
June	800	213	478	134	479	107	451	119	499	129	444	122

---

REPORT TO THE LEGISLATURE—2023-2024

**Legend for Attachments D, E and G**

Acronym	Description
ACQ	Acquitted
BAIL	Released on cash bail
BC	Bail with conditions
BOND	Released on bond
CREL	Conditional release
DIED	Died
DISC	Discharged
DISM	Dismissed
FA	Felony Class A
FB	Felony Class B
FC	Felony Class C
MD	Misdemeanor
NOPR	Nolle prosequi (does not wish to prosecute)
OT	Technical offense
PAR	Parole

---

## REPORT TO THE LEGISLATURE—2023-2024

### Legend for Attachments D, E and G

Acronym	Description
PM	Petty Misdemeanant
PROB	Probation
PTF	Pretrial felon
PTM	Pretrial misdemeanor
PTPM	Pretrial petty misdemeanor
RADM	Administrative release
RHSH	Released to Hawai'i State Hospital
ROR	Released on own recognizance
RTA	Released to appear
RTO	Released to other jurisdiction
SR	Supervised release
SRP	Supervised release to program
SRS	Supervised release to sponsor
SUSP	Suspended sentence
TS	Time served
VL	Violation

# Attachment D

## REPORT TO THE LEGISLATURE—2023-2024

### Median Length of Stay

#### Median Length of Stay based on FY 2024 Releases

Custody Status	Release Disposition	Number of Releases	Median Length of Stay (Days)
Sentenced Felon	BOND	2	23
	DIED	8	3693
	DISC	1	106
	PAR	294	1578
	PROB	6	367
	RADM	1	1
	RHSH	1	2156
	RTO	2	2212
	SRP	1	11
	SRS	1	257
	TS	236	1502.5

Custody Status	Release Disposition	Number of Releases	Median Length of Stay (Days)
Sentenced Felon Probationer	DISC	4	56.5
	BAIL	1	124
	DISM	2	92
	PAR	1	128
	PROB	835	173
	ROR	8	123.5
	RTA	2	80
	RTO	3	387
	SR	3	61
	SRP	22	177
	SUSP	1	317
	TS	54	108

# Attachment D

## REPORT TO THE LEGISLATURE—2023-2024

### Median Length of Stay based on FY 2024 Releases

Custody Status	Release Disposition	Number of Releases	Median Length of Stay (Days)
Sentenced Misdemeanant	DISC	2	4
	BAIL	2	22.5
	BOND	1	4
	DISM	2	11.5
	PROB	167	14
	RADM	1	1
	RHSH	1	355
	ROR	3	40
	RTA	8	7
	RTO	1	30
	SRP	4	89
	TS	948	7

Custody Status	Release Disposition	Number of Releases	Median Length of Stay (Days)
Pretrial Felon	DISC	80	70.5
	ACQ	3	93
	BAIL	178	12
	BC	9	7
	BOND	601	16
	CREL	3	66
	DIED	5	119
	DISM	56	14.5
	NOPR	11	8
	PROB	25	75
	RADM	8	1
	RHSH	119	115
	ROR	247	101
	RTA	33	57
	RTO	9	22
	SR	273	29
	SRP	210	112.5
	SRS	66	38
	SUSP	1	6
TS	34	24	

# Attachment D

## REPORT TO THE LEGISLATURE—2023-2024

### Median Length of Stay based on FY 2024 Releases

Custody Status	Release Disposition	Number of Releases	Median Length of Stay (Days)
Pretrial Misdemeanant	DISC	29	9
	ACQ	1	15
	BAIL	180	4
	BC	5	1
	BOND	136	7
	CREL	1	109
	DIED	2	5
	DISM	70	8.5
	NOPR	6	41
	PROB	92	10.5
	RADM	10	1
	RHSH	335	8
	ROR	186	18
	RTA	343	8
	RTO	1	8
	SR	52	8
	SRP	9	12
	SRS	7	7
	SUSP	1	8
TS	324	8	

Custody Status	Release Disposition	Number of Releases	Median Length of Stay (Days)
Holds	DISC	7	34
	BC	1	2
	BOND	1	2
	DISM	2	12
	RHSH	4	3
	RTO	48	25.5
	SR	3	60

---

# Attachment D

## REPORT TO THE LEGISLATURE—2023-2024

### Median Length of Stay based on FY 2024 Releases

Custody Status	Release Disposition	Number of Releases	Median Length of Stay (Days)
Parole Violator	DIED	1	3820
	PAR	91	373
	PROB	1	247
	RTO	1	126
	TS	109	354

Custody Status	Release Disposition	Number of Releases	Median Length of Stay (Days)
Probation Violator	DISC	17	40
	BAIL	45	17
	BC	1	17
	BOND	111	15
	CREL	1	28
	DISM	7	30
	PAR	1	1329
	PROB	40	50.5
	RADM	1	1
	RHSH	15	144
	ROR	182	72.5
	RTA	6	4.5
	RTO	1	28
	SR	16	50
	SRP	59	129
	SRS	2	17.5
	TS	5	15

---

# Attachment D

## REPORT TO THE LEGISLATURE—2023-2024

### Median Length of Stay based on FY 2024 Releases

Custody Status	Release Disposition	Number of Releases	Median Length of Stay (Days)
Hope Program	BOND	2	8.5
	PROB	45	22
	ROR	15	121
	SRP	3	250

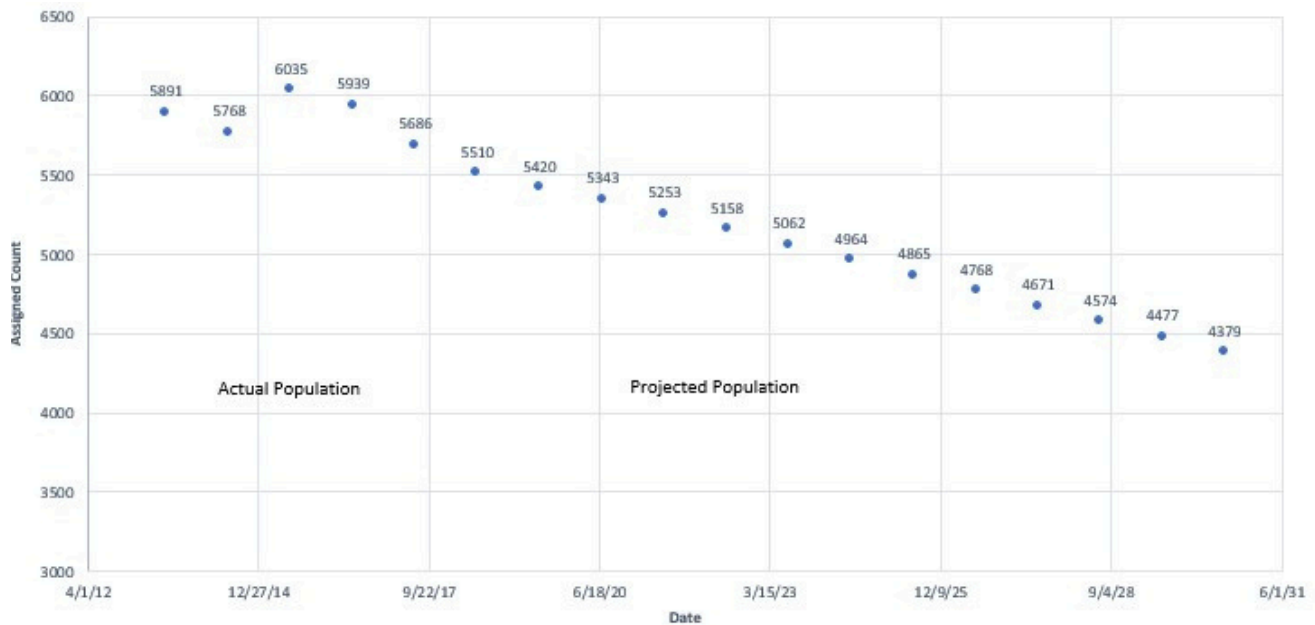
---

# Attachment D

## REPORT TO THE LEGISLATURE—2023-2024

### Ten-year Population Projection

The data used for the projection were the assigned counts from the weekly population reports. The projection was done with a stepwise aggression model. The data points are the first Monday of each Fiscal Year.



---

# Attachment E

REPORT TO THE LEGISLATURE—2023-2024

## Monthly Intakes - Subdivided by Custody and Demographic

### Custody Status

Month	Ethnic Group	PTF	PTM	PTPM
July	01_Am Ind	1	1	.
	02_Black	11	15	.
	03_Caucasian	64	48	4
	04_Chinese	3	4	.
	05_Filipino	29	21	1
	06_Guam\Pac Isl	1		
	07_Hawn/Pt. Hawn	78	51	1
	08_Hispanic	4	5	.
	09_Japanese	5	8	.
	10_Korean	-	4	.
	11_Samoan	6	10	.
	12_Other	11	10	1
	13_Unknown	21	20	2

# Attachment E

REPORT TO THE LEGISLATURE—2023-2024

## Monthly Intakes - Subdivided by Custody and Demographic

### Custody Status

Month	Ethnic Group	PTF	PTM	PTPM
August	01_American Indian	1		
	02_African American	9	14	.
	03_Caucasian	63	71	3
	04_Chinese	3	2	.
	05_Filipino	14	19	1
	06_Guam/Pac Isl	2	1	.
	07_Hawaiian	77	57	.
	08_Hispanic	7	5	.
	09_Japanese	16	5	.
	10_Korean	1	5	.
	11_Samoan	10	16	1
	12_Other	6	9	1
	13_Unknown	25	31	.

Month	Ethnic Group	PTF	PTM	PTPM
September	01_American Indian		1	.
	02_African American	16	16	.
	03_Caucasian	47	46	1
	04_Chinese	1	3	.
	05_Filipino	19	13	1
	06_Guam	1		
	07_Hawaiian	64	32	3
	08_Hispanic	8	3	.
	09_Japanese	8	4	.
	10_Korean		2	.
	11_Samoan	9	9	.
	12_Other	8	8	1
	13_Unknown	16	20	1

# Attachment E

## REPORT TO THE LEGISLATURE—2023-2024

### Monthly Intakes - Subdivided by Custody and Demographic

#### Custody Status

Month	Ethnic Group	PTF	PTM	PTPM
October	01_American Indian		4	.
	02_African American	6	10	.
	03_Caucasian	61	70	2
	04_Chinese		6	.
	05_Filipino	26	19	1
	06_Guam	3		
	07_Hawaiian	65	52	.
	08_Hispanic	5	2	.
	09_Japanese	14	9	.
	10_Korean			
	11_Samoan	5	6	.
	12_Other	7	10	.
	13_Unknown	32	32	.

Month	Ethnic Group	PT	PTM	PTPM
November	01_American Indian		1	.
	02_African American	8	15	.
	03_Caucasian	52	38	2
	04_Chinese	1	3	.
	05_Filipino	20	24	.
	06_Guam	1	1	.
	07_Hawaiian	73	39	.
	08_Hispanic	5	3	.
	09_Japanese	4	9	.
	10_Korean	2	1	.
	11_Samoan	9	8	.
	12_Other	1	7	.
	13_Unknown	27	16	.

# Attachment E

## REPORT TO THE LEGISLATURE—2023-2024

### Monthly Intakes - Subdivided by Custody and Demographic

#### Custody Status

Month	Ethnic Group	PTF	PTM	PTPM
December	01_American Indian	1	2	.
	02_African American	10	11	1
	03_Caucasian	56	46	4
	04_Chinese	2	2	.
	05_Filipino	14	17	.
	06_Guam/Pac Isl	1	1	.
	07_Hawaiian	60	27	2
	08_Hispanic	3	2	.
	09_Japanese	2	6	.
	10_Korean	2	2	.
	11_Samoan	9	8	.
	12_Other	10	4	.
	13_Unknown	16	18	1

Month	Ethnic Group	PTF	PTM	PTPM
January	01_American Indian		1	.
	02_African American	12	16	.
	03_Caucasian	55	51	2
	04_Chinese	4	9	.
	05_Filipino	18	17	1
	06_Guam	1	2	.
	07_Hawaiian	76	49	1
	08_Hispanic	5	2	.
	09_Japanese	9	10	.
	10_Korean	1	2	.
	11_Samoan	8	8	1
	12_Other	2	7	.
	13_Unknown	24	19	2

# Attachment E

REPORT TO THE LEGISLATURE—2023-2024

## Monthly Intakes - Subdivided by Custody and Demographic

### Custody Status

Month	Ethnic Group	PTF	PTM	PTPM
February	01_American Indian	1		
	02_African American	8	21	.
	03_Caucasian	68	56	3
	04_Chinese	3	3	.
	05_Filipino	12	12	.
	06_Guam	3		
	07_Hawaiian	63	29	4
	08_Hispanic	3	3	.
	09_Japanese	9	10	.
	10_Korean	1		
	11_Samoan	8	13	.
	12_Other	4	7	.
	13_Unknown	19	15	.

Month	Ethnic Group	PTF	PTM	PTPM
March	01_American Indian	1	1	.
	02_African American	11	15	.
	03_Caucasian	65	48	.
	04_Chinese	2	5	.
	05_Filipino	31	21	.
	06_Guam	5	2	.
	07_Hawaiian	62	42	.
	08_Hispanic	4	3	.
	09_Japanese	6	3	.
	10_Korean	3	3	.
	11_Samoan	5	4	1
	12_Other	3	6	1
	13_Unknown	25	16	.

# Attachment E

REPORT TO THE LEGISLATURE—2023-2024

## Monthly Intakes - Subdivided by Custody and Demographic

### Custody Status

Month	Ethnic Group	PTF	PTM	PTPM
April	01_American Indian	2	1	.
	02_African American	8	13	1
	03_Caucasian	57	50	1
	04_Chinese	2		
	05_Filipino	18	24	.
	06_Guam	1	4	.
	07_Hawaiian	63	48	1
	08_Hispanic	7	3	.
	09_Japanese	6	6	.
	10_Korean	2	3	.
	11_Samoan	16	6	.
	12_Other	9	10	4
	13_Unknown	30	29	1

Month	Ethnic Group	PTF	PTM	PTPM
May	01_American Indian		1	.
	02_African American	11	13	1
	03_Caucasian	54	52	3
	04_Chinese	1	2	.
	05_Filipino	20	17	.
	06_Guam	2	1	.
	07_Hawaiian	74	36	1
	08_Hispanic	3	5	.
	09_Japanese	6	10	.
	10_Korean		3	.
	11_Samoan	4	7	.
	12_Other	7	9	1
	13_Unknown	26	25	2

---

# Attachment E

REPORT TO THE LEGISLATURE—2023-2024

## Monthly Intakes - Subdivided by Custody and Demographic

### Custody Status

Month	Ethnic Group	PTF	PTM	PTPM
June	01_American Indian			
	02_African American	11	12	.
	03_Caucasian	51	49	1
	04_Chinese	2	2	.
	05_Filipino	24	26	.
	06_Guam	4	2	.
	07_Hawaiian	73	48	1
	08_Hispanic	3	4	.
	09_Japanese	7	3	.
	10_Korean	3	1	.
	11_Samoan	6	8	.
	12_Other	5	4	1
	13_Unknown	19	25	.

# Attachment F

REPORT TO THE LEGISLATURE—2023-2024

## Ohio Risk Assessment System (ORAS) Scores - Recommended Override Level

Month	Ethnic Group	0	1	2	3
July	01_American Indian	1	.	.	1
	02_African American	7	.	7	6
	03_Caucasian	48	2	11	29
	04_Chinese	1	1	4	2
	05_Filipino	11	.	6	14
	06_Guam	1	.	1	1
	07_Hawaiian	40	5	29	43
	08_Hispanic	5	.	7	13
	09_Japanese	3	.	5	2
	10_Korean	.	.	.	3
	11_Samoan	3	.	4	2
	12_Other	6	.	2	6
	13_Unknown	5	.	1	.
	14_Micronesian	6	.	3	5
	15_Tongan	.	.	1	1
	16_Missing	26	.	2	9

Month	Ethnic Group	0	1	2	3
August	01_American Indian	.	.	.	1
	02_African American	5	.	5	8
	03_Caucasian	60	3	19	19
	04_Chinese	3	.	3	.
	05_Filipino	4	.	5	9
	06_Guam	1	.	1	2
	07_Hawaiian	47	4	16	36
	08_Hispanic	14	.	9	7
	09_Japanese	11	2	2	11
	10_Korean	6	.	2	2
	11_Samoan	2	.	5	11
	12_Other	8	.	2	4
	13_Unknown	4	.	.	2
	14_Micronesian	6	.	1	5
	15_Tongan	.	.	2	2
	16_Missing	28	1	5	6

# Attachment F

REPORT TO THE LEGISLATURE—2023-2024

## Ohio Risk Assessment System (ORAS) Scores - Recommended Override Level

Month	Ethnic Group	0	1	2	3
September	01_American Indian	1	.	.	1
	02_African American	9	.	4	9
	03_Caucasian	36	1	12	25
	04_Chinese	3	.	1	.
	05_Filipino	14	.	4	4
	06_Guam	1	.	1	1
	07_Hawaiian	40	2	15	29
	08_Hispanic	8	2	7	5
	09_Japanese	8	.	3	5
	10_Korean	3	.	.	1
	11_Samoan	4	.	5	9
	12_Other	2	.	1	5
	13_Unknown	3	.	2	1
	14_Micronesian	3	2	7	2
	15_Tongan	1	.	.	1
	16_Missing	24	1	8	14

Month	Ethnic Group	0	1	2	3
October	01_American Indian	.	.	.	3
	02_African American	6	2	3	7
	03_Caucasian	44	.	26	30
	04_Chinese	2	.	1	3
	05_Filipino	15	.	8	9
	06_Guam	3	.	1	.
	07_Hawaiian	34	.	23	36
	08_Hispanic	10	.	14	7
	09_Japanese	7	.	1	8
	10_Korean	3	.	.	.
	11_Samoan	3	1	4	4
	12_Other	3	.	4	4
	13_Unknown	4	.	1	3
	14_Micronesian	.	.	1	5
	15_Tongan	1	.	1	1
	16_Missing	31	.	10	8

# Attachment F

REPORT TO THE LEGISLATURE—2023-2024

## Ohio Risk Assessment System (ORAS) Scores - Recommended Override Level

Month	Ethnic Group	0	1	2	3
November	01_American Indian	4	1	7	9
	02_African American	48	2	11	24
	03_Caucasian	2	.	.	1
	04_Chinese	11	1	6	13
	05_Filipino	.	.	3	.
	06_Guam	31	.	22	30
	07_Hawaiian	7	1	6	5
	08_Hispanic	.	.	4	5
	09_Japanese	2	.	.	3
	10_Korean	3	.	4	1
	11_Samoan	2	.	3	4
	12_Other	4	.	.	.
	13_Unknown	2	.	.	2
	14_Micronesian	2	.	1	3
	15_Tongan	32	.	5	8
	16_Missing				

Month	Ethnic Group	0	1	2	3
December	01_American Indian	.	.	.	1
	02_African American	6	.	7	3
	03_Caucasian	38	.	15	27
	04_Chinese	1	.	.	2
	05_Filipino	9	.	7	5
	06_Guam	.	.	3	3
	07_Hawaiian	35	2	14	39
	08_Hispanic	2	1	11	6
	09_Japanese	4	.	1	3
	10_Korean	1	.	.	2
	11_Samoan	1	.	7	6
	12_Other	5	1	2	1
	13_Unknown	.	.	1	.
	14_Micronesian	.	.	.	2
	15_Tongan	.	.	2	1
	16_Missing	29	.	3	8

# Attachment F

## REPORT TO THE LEGISLATURE—2023-2024

### Ohio Risk Assessment System (ORAS) Scores - Recommended Override Level

Month	Ethnic Group	0	1	2	3
January	01_American Indian	1	.	.	.
	02_African American	9	.	10	6
	03_Caucasian	45	1	21	31
	04_Chinese	2	.	1	2
	05_Filipino	11	.	10	8
	06_Guam	3	1	1	.
	07_Hawaiian	48	2	28	36
	08_Hispanic	5	1	6	6
	09_Japanese	7	1	5	3
	10_Korean	1	1	.	1
	11_Samoan	3	1	4	3
	12_Other	6	.	4	4
	13_Unknown	1	.	2	.
	14_Micronesian	3	.	2	.
	15_Tongan	4	.	.	2
	16_Missing	28	.	9	10

Month	Ethnic Group	0	1	2	3
February	01_American Indian	2	.	.	.
	02_African American	14	.	4	8
	03_Caucasian	44	3	23	41
	04_Chinese	2	1	.	3
	05_Filipino	11	.	3	12
	06_Guam	.	.	1	.
	07_Hawaiian	38	2	19	29
	08_Hispanic	7	1	11	9
	09_Japanese	6	2	4	4
	10_Korean	1	.	1	.
	11_Samoan	4	1	3	9
	12_Other	6	1	2	3
	13_Unknown	4	.	.	1
	14_Micronesian	2	.	2	4
	15_Tongan	.	.	1	1
	16_Missing	21	1	7	11