

DAVID Y. IGE  
GOVERNOR



STATE OF HAWAII  
**DEPARTMENT OF PUBLIC SAFETY**  
919 Ala Moana Boulevard, 4th Floor  
Honolulu, Hawaii 96814

NOLAN P. ESPINDA  
DIRECTOR

Maria C. Cook  
Deputy Director  
Administration

Jodie F. Maesaka-Hirata  
Deputy Director  
Corrections

Renee R. Sonobe Hong  
Deputy Director  
Law Enforcement

No. \_\_\_\_\_

November 27, 2019

The Honorable Ronald D. Kouchi,  
President and Members of the Senate  
Thirtieth State Legislature  
State Capitol, Room 409  
Honolulu, Hawaii 96813

The Honorable Scott K. Saiki, Speaker  
and Members of the House of  
Representatives  
Thirtieth State Legislature  
State Capitol, Room 431  
Honolulu, HI 96813

Dear President Kouchi, Speaker Saiki, and Members of the Legislature:

For your information and consideration, I am transmitting a copy of the **Annual Report of the State of Hawaii Department of Public Safety, which encompasses the Report of Performance Indicators**, as required by Act 212, Session Laws of Hawaii 2018, §353H, Hawaii Revised Statutes. In accordance with Section 93-16, Hawaii Revised Statutes, I am also informing you that the report may be viewed electronically at:

<https://dps.hawaii.gov/wp-content/uploads/2019/11/PSD-ANNUAL-REPORT-Performance-Indicators.pdf>.


Sincerely,

A handwritten signature in black ink, reading "Nolan P. Espinda".

Nolan P. Espinda  
Director

Enclosures

**State of Hawaii**  
**Department of Public Safety**



**Annual Report**  
**FY 2019**

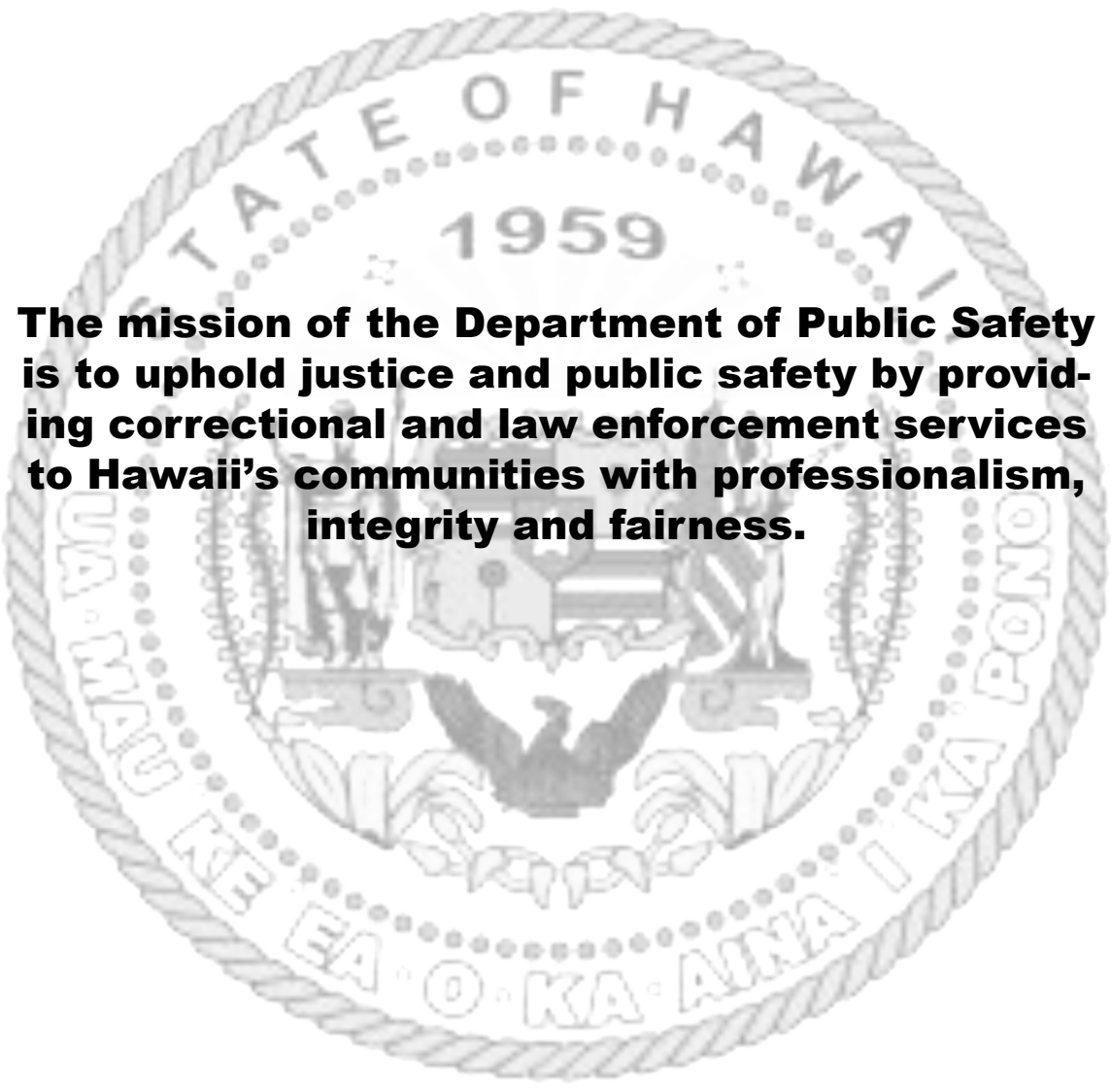




# Mission Statement

---

## DEPARTMENT OF PUBLIC SAFETY



**The mission of the Department of Public Safety is to uphold justice and public safety by providing correctional and law enforcement services to Hawaii's communities with professionalism, integrity and fairness.**



# Table of Contents

|  |            |
|--|------------|
| Director's Message .....                       | 4          |
| Organizational Structure .....                 | 5          |
| <b>Office of the Director .....</b>            | <b>6</b>   |
| Civil Rights Compliance Office .....           | 7          |
| Inspections and Investigations Office .....    | 8          |
| Internal Affairs Office .....                  | 10         |
| Litigation Coordinator Office .....            | 11         |
| Executive Assistance Office .....              | 12         |
| <b>Corrections Division .....</b>              | <b>13</b>  |
| HRS 353H Performance Indicator Reporting ..... | 14         |
| Intake Service Centers Division .....          | 18         |
| Hawaii Intake Service Center .....             | 20         |
| Kauai Intake Service Center .....              | 22         |
| Maui Intake Service Center .....               | 24         |
| Oahu Intake Service Center .....               | 26         |
| Re-entry Coordination Office .....             | 28         |
| Institutions Division .....                    | 30         |
| Jails .....                                    |            |
| Hawaii Community Correctional Center .....     | 31         |
| Kauai Community Correctional Center .....      | 33         |
| Maui Community Correctional Center .....       | 35         |
| Oahu Community Correctional Center .....       | 37         |
| Prisons .....                                  |            |
| Halawa Correctional Facility .....             | 40         |
| Waiawa Correctional Facility .....             | 45         |
| Kulani Correctional Facility .....             | 48         |
| Women's Community Correctional Center .....    | 52         |
| Mainland and FDC Branch .....                  | 58         |
| Inmate Population Report .....                 | 60         |
| Corrections Program Services Division .....    | 61         |
| Education Program Services .....               | 62         |
| Food Services .....                            | 67         |
| Library Services .....                         | 69         |
| Substance Abuse Treatment Services .....       | 71         |
| Sex Offender Treatment Services .....          | 74         |
| Volunteer Services .....                       | 75         |
| Health Care Division .....                     | 77         |
| Correctional Industries Division .....         | 83         |
| <b>Law Enforcement Division .....</b>          | <b>84</b>  |
| Sheriff Division .....                         | 85         |
| Narcotics Enforcement Division .....           | 91         |
| <b>Administration Division .....</b>           | <b>101</b> |
| Administrative Services Office .....           | 102        |
| Fiscal Office .....                            | 106        |
| Personnel Management Office .....              | 107        |
| Training and Staff Development Office .....    | 109        |
| Attachment A .....                             | 111        |
| Attachment B .....                             | 148        |
| Acknowledgement .....                          | 167        |



## Director's Message

---



**Nolan Espinda**

**Director,  
Public Safety Department**

To the Governor, Legislature and citizens of the State of Hawaii:

Together with the Public Safety Department Staff, I am proud and honored to present to you the Fiscal Year 2019 Annual Report for the Department of Public Safety (PSD).

The mission of PSD is to provide safety for our island communities through law enforcement and correctional management. Our Sheriff's and the Narcotics Enforcement Divisions work cooperatively with other law enforcement agencies to achieve this mission by fighting crime and keeping Hawaii safe, while our Corrections Division ensures that those sentenced to incarceration by Hawaii's Courts are kept in safe and humane environments. PSD prides itself on integrity, dedication and professionalism to keep Hawaii a safe place to live for our island families.

A lot of changes and new phases have been implemented in the past year here at Public Safety and much more is coming. We are moving along with the relocation process for OCCC. We are also working diligently on already approved and funded additional inmate housing projects at KCCC, MCCC, HCCC and WCCC. We have included in this report data required by HRS 353H. You can read about all of it throughout this report.

As someone who has worked in public safety for nearly four decades, I believe our employees are some of the best at what they do. They deserve better operating conditions and it is my goal to move the department towards accomplishing that goal, for our corrections, law enforcement and administrative divisions.

We thank the people of Hawaii for their continued support of the Department.

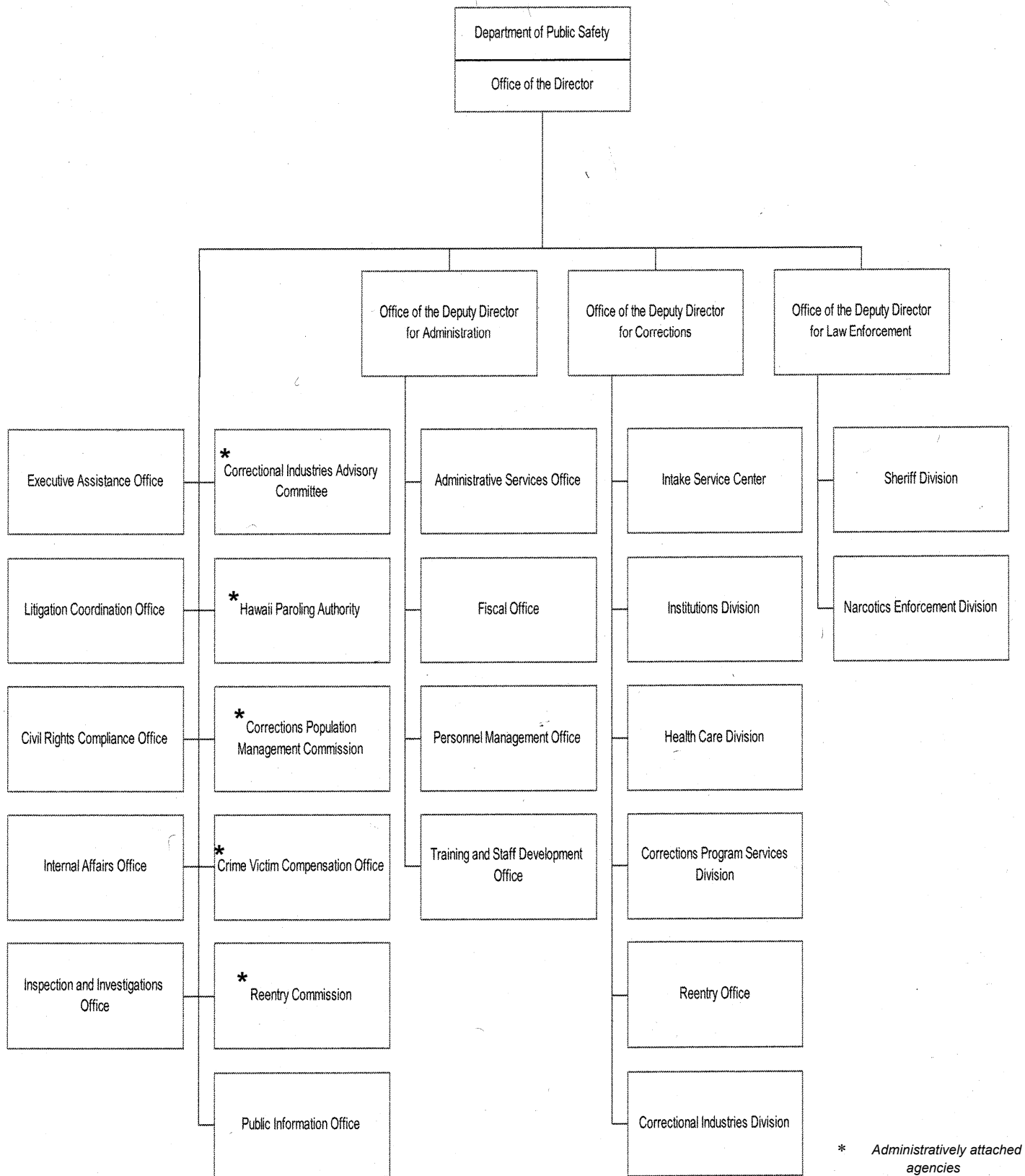
Mahalo Nui Loa!

Nolan Espinda





# Organizational Structure



\* Administratively attached agencies



## Office of the Director

---

Several employees and staff offices, which have an administrative function, fall under the direct supervision of the director. These include the Civil Rights Compliance Office, the Internal Affairs Office, Inspections and Investigations Office, Executive Assistance Office and the Litigation Coordination Office.





## Civil Rights Compliance Office

---

Under the Director of Public Safety, the Civil Rights Compliance Office (CRCO) is the focal point for equal employment compliance conducted through divisional programs and staff offices statewide. The CRCO is responsible for administering, investigating, and ensuring the compliance of the following:

- \* American with Disabilities Act (ADA) of 1990, as amended in 2008
- \* Titles VI and VII of the Civil Rights Act of 1964
- \* Equal Employment Opportunity Act of 1972 (EEO)
- \* Chapter 378, HRS - prohibiting discrimination in employment based on protected classes: race, sex, sexual orientation, age (no limit), religion, color, ancestry, disability, marital status, arrest and court record, National Guard status, breastfeeding, income assignment for child support, citizenship status, retaliation, credit history or credit report, gender identity or expression, and domestic or sexual violence victim status.
- \* Executive Order 13166: Consistent with Title VI, to improve access to services for persons with Limited English Proficiency (LEP)
- \* Chapter 371, HRS - Language Access Law, to comply with Federal law, regulation, and guidance.
- \* And other applicable federal and state regulations, directives, and executive orders relating to civil rights, EEO and protected classes.

The CRCO by authority of the Director of Public Safety investigates internal complaints filed and/or reported by its employees related to protected classes. The CRCO by authority of the Director of Public Safety investigates protected class complaints filed and/or reported by members of the public against PSD employees.

The Department is also very dedicated to meeting the needs of inmates who fall within the criteria of ADA and/or in need of language access. A position is now dedicated as the Department's statewide ADA coordinator and each of the correctional institutions have dedicated staff to meet the needs of such inmates.





The Inspections and Investigations Office (IIO) was established as the self-monitoring component of the Director's command and control system. Through its subordinate staff offices IIO endeavors to ensure all PSD programs operate efficiently in a safe, humane, and lawful manner at all times.

#### **AUDIT AND COMPLIANCE OFFICE**

As a result of a class action law suit filed by the American Civil Liberties Union in 1984 on behalf of inmates challenging the conditions of confinement at two of Hawaii's correctional centers, the IIO Audit and Compliance Office was established to monitor the department's operations to ensure compliance with the terms of a settlement agreement in 1993. IIO maintained this function exclusively until the Federal Court dismissed the case in September of 1999. Today, the realities of an overcrowded corrections system and the need to address a growing Homeland Security presence in state law enforcement operations presents an even greater need for an effective internal monitoring system. Working closely with the State Sheriff, corrections administrators, PSD staff officers, wardens, and branch administrators, the IIO coordinates and executes regular internal audits and inspections that help ensure all PSD programs operate correctly and efficiently.

#### **INMATE GRIEVANCE AND APPEALS OFFICE**

The IIO Inmate Grievance and Appeals Office currently oversees the inmate grievance and appeals process within the Corrections Division. The process is modeled on standards detailed in the Department of Justice Code of Federal Regulations, Part 40, as promulgated by legislation contained in the 1980 Civil Rights of Institutionalized Persons Act, 42 U.S.C., Section 1997.

The three-step process is recognized by Federal and State Courts as a credible administrative remedy process that should be exhausted prior to any litigation. The process affords all inmates the opportunity to voice substantive concerns all the way up to the department's division administration level, if necessary. By affording all inmates access to a credible administrative remedy process, the department achieves a number of critical objectives: reduced inmate frustration; improved institutional management and control; reduced litigation; and improved communication between staff and inmates. Above all, a credible grievance process ensures a safe environment for inmates; conditions of confinement free from predatory or abusive behaviors and/or treatment.

## **SECURITY PLANNING OFFICE**

The Department Security Program is a comprehensive multi-faceted approach to security planning and coordination that seeks to maximize gains in efficiency and effectiveness by bridging resources (personnel and equipment) across both Corrections and Law Enforcement Divisions. Properly executed, the program ensures consistency in practice; high levels of awareness (security-minded workforce); greater efficiency; and accountability. The focal points of this program are: professionally trained personnel; complete and properly maintained policies and procedures; modern technologies and best practices; and security-minded building/facility design and aesthetics. The IIO provides the impetus for security related policy development, conducts routine audits and inspections, special studies, coordinates department-wide initiatives, and participates in training.

## **EMPLOYEE PRE-DISCIPLINARY HEARINGS OFFICE**

Progressive Discipline, in concept and practice, is an administrative process important in maintaining a healthy and productive workforce. Predicated on the premise that all employees are hard working, conscientious, and loyal, discipline is a management tool used to guide and restore employees to good standing. Within this process, the IIO Employee Pre-Disciplinary Hearings Staff ensures PSD employees are treated fairly in a manner that is consistent, logical, and just. The basis for all employee disciplinary actions is the principal of “just and proper cause,” a universally accepted standard by which the appropriateness of all disciplinary actions are judged. The IIO is designated as the sole hearing authority over any employee disciplinary case generated by the department.

## **PSD OFFICE OF EMERGENCY MANAGEMENT**

The Department Inspections and Investigations Office Administrator serves as the Department’s Emergency Management Officer (EMO) during severe emergencies, critical incidents, and disasters. Tasked as the single-point-of-contact for all emergency contacts with the Hawaii Emergency Management Agency (HI-EMA), it is the EMO’s responsibility to ensure the Department remains properly engaged in the State’s emergency response system at all times. This responsibility includes maintaining effective command and control over the Department in accordance with the Department’s Emergency Plan for Natural and Manmade Disasters.





The Internal Affairs Office (IAO), under the general supervision of the IAO Chief Investigator, conducts administrative, civil, and criminal investigations of the employees of the Department of Public Safety (PSD) and the unlawful use and disposition of departmental resources. The IAO presently consists of six (6) full time investigators with all the powers of police officers in the conduct of departmental investigations throughout the state, including all correctional facilities, and departmental employees. IAO support staff includes one (1) full time secretary.

Investigators have direct participation throughout complex investigations, including crime prevention, field work, undercover activities, gathering and custodial care of evidence, case preparation, service of warrants and subpoenas, making arrests and other phases of public assistance in accordance with policies and procedures, State and federal laws, and departmental standards established by the Director of Public Safety.

The IAO is a multi-faceted investigative unit, where Investigators work closely with many outside agencies, including all County, State and Federal Law Enforcement, Police Departments, Attorney General Special Agents, and various Correctional Facilities, enhancing the IAO's ability to attack the various complex problems within the purview of PSD. The conclusion to these investigations normally requires the investigator to participate in the indictment and prosecution phases by testifying in criminal trials, and administrative or civil hearings.

The unique composition of PSD in having armed personnel in both the Law Enforcement and Corrections Divisions, requires specialized investigative response to critical incidents in the Department. It is specifically noteworthy to mention that IAO responds to and investigates shooting and/or death cases involving departmental personnel or facilities, including officer involved shootings (OIS), suicide, murder, medical, and other suspicious or unattended deaths.

Continuing the trend from the previous year, the IAO Investigations Staff has been involved in proactive, coordinated, joint investigations with other agencies, addressing violations including the smuggling of contraband and/or sale of drugs, bribery, extortion, physical assault, money laundering, criminal enterprise, and criminal gang activity.

Additional investigations included: employee misconduct, fraud, theft, physical assault, corruption, sexual assault, abuse of family or household member, terroristic threatening, inmate escapes, workplace violence, civil rights violations, labor relations issues, white-collar crimes, administrative complaints, improper practices, and misuse of government property.

IAO also utilizes as an investigative tool, the Computer Voice Stress Analysis (CVSA) truth verification system to further enhance their investigative methods and techniques in determining the focus or direction of the investigation. Additionally, the CVSA is utilized in the pre-employment testing process of applicants for Deputy Sheriffs and Adult Correctional Officers in PSD.

## Litigation Coordination Office

The Litigation Coordination Office (LCO) was created through restructuring at the end of FY 2013. The LCO incorporates regulatory requirements such as Sex Offender Registration, DNA Collection, Uniform Information Practices Act (UIPA), managing the Department of Public Safety's Civil Litigation, administrative remedies under the Tort Claim process, Departmental Policy Development, and the implementation of the Prison Rape Elimination Act (PREA).



LCO works with the Department of the Attorney General on all tort and civil rights litigation, whereby the Department of Public Safety (PSD) or an agent of PSD is named as a party in the litigation. In FY 2018-19, PSD received 53 new lawsuits inclusive of appeals for the denied of tort claims, the Medical Inquiry and Conciliation Panel and litigation tendered to the Corrections Corporation of America.

LCO is the department's liaison for all requests for information based on the Hawaii Revised Statutes, Chapter 92F, Uniform Information Practices Act. In FY 2018-19, there were 53 requests based on the UIPA and about 200+ informal request that were processed. LCO is the department's liaison for the tracking and management of administrative tort claims filed with the Risk Management Office (RMO) of the Department of Accounting and General Services. In FY 2018-19, PSD received 90 new tort claims filed through RMO.

LCO provides technical assistance to PSD Correctional Facilities related to the sentence computation for calculating the pre-sentence credits of a convicted person remanded to the custody of the PSD. Sentence computation involves assessing court documents, an individual's history of arrest and detention, and other statutory requirements affecting sentence computation.

LCO is tasked with developing and updating PSD's policies and procedures. P&Ps are analyzed using legal based standards.



LCO has been designated as the lead office to ensure compliance by the Corrections Division and Law Enforcement Division with the PREA National Standards, which were finalized in June 2012. LCO conducts internal audits to ensure that PSD's prisons, jails, and lock-ups are preventing, detecting, monitoring, and investigating allegation of sexual abuse and sexual harassment of offenders as dictated by PSD policy and the PREA National Standards. PSD has four certified DOJ PREA Auditors. PSD is a part of the Western State PREA Consortium, which provides circular auditing between various States, as a cost containment measure. Currently, the department is in the first year of the third PREA Audit cycle. PSD's eight (8) Correctional Facilities received full compliance findings (in the full second cycle) based on a DOJ PREA Audit conducted by the following consortium States: Washington, Montana and Nevada.



## Executive Assistance Office

The Executive Assistance Office assists the Director by performing various complex staff functions in order to facilitate the Director's oversight of departmental systems and operations; assists the Director in inter-division, inter-agency and other external relationships having consequences affecting all programs or broad aspects of departmental administration; primarily responsible for the internal and external coordination, oversight, and processing of legislative requirements.

The office advises the Director on the physical layout, reporting systems, filing systems, and other administrative aspects of the operations of the Office of the Director, ensuring that department-wide policies, priorities, and schedules are communicated and implemented through staff briefings, written memorandum, follow-up, completed staff work, or program action.

This office maintains an ongoing awareness of departmental operations, coordinates and oversees inter-division initiatives, coordinates and provides data, research, and analysis to assist the Director and the Governor's office in matters of corrections and law enforcement, and prepares reports of findings and recommendations for consideration by the Director; follows through on all submittals, liaison, and other requirements to coordinate departmental efforts to ensure successful completion of assigned projects.

The office also assists the Director by conducting task force meetings to initiate administrative problem solving; plans and organizes departmental efforts to address major issues or recurring problems throughout the department, assists the Director in conducting ongoing or special studies of departmental operations, including field visits on behalf of the Director and appropriate liaison with other agencies and jurisdictions in order to resolve major issues and ensure that all relevant aspects are addressed.

The office also assists with coordination, development, and drafting of action plans for the development and implementation of special studies, strategic plans, new programs, and projects in the department and with various external agencies, executes liaison activities, including special community task forces and community projects in coordination with government agencies, legislators, private organizations, and public communities on matters relating to public safety and conducts appropriate studies to identify gaps and problems within federal, state, and county laws, rules, plans and policies, and provide recommendations for action by department to take action, as appropriate, in resolving these problems and deficiencies.

This office also provides legislative coordination services with the Governor's Office and departmental liaison services at the Legislature; tracks legislation; and directs coordination and mechanism for development of the departmental legislative packages and assists departmental programs in grant development, locating resources, obtaining grant information, and in drafting grant applications.

## CORRECTIONS DIVISION



Jodie Maesaka-Hirata, Deputy  
Director of Corrections

The Corrections Division is comprised of six divisions and offices, which encompasses the vast majority of the department's personnel and budget.

Those divisions and offices include:

- Correctional Industries Division
- Corrections Program Services Division
- Health Care Division
- Institutions Division
- Intake Service Centers Division
- Reentry Coordination Office

The State of Hawaii is unique in that the community correctional centers (jails), which are normally the responsibility of the county, are managed by the state. These centers house pretrial detainees and convicted offenders who are serving sentences of a year or less. The centers are also responsible for the delivery of furlough programs to assist long-term sentenced inmates with their transitional return to the community.

Hawaii has four prisons where **convicted** felons with sentences greater than one year are housed. All of the correctional facilities house male inmates except the Women's Community Correctional Center (WCCC), which is designated a community correctional center, but it functions primarily as a prison for female offenders. The WCCC houses inmates sentenced to both jail (one year or less) and convicted felons sentenced to prison (more than one year).

The Corrections Division (CD) has had a very productive year. CD has established additional farm manager positions at the Kulani and Waiawa Correctional Facilities to enhance their farm programs. CD has also established an office dedicated to addressing the ADA needs of inmates within the Reentry Office, a unit dedicated to restitution collection and one dedicated to the Statewide Automated Victims Notification System (SAVIN). Lastly, CD has provided data collected as required by HRS 353H: Performance Indicators.



## **HRS 353H - Performance Indicator Reporting**

Under Hawaii Revised Statutes §353H: Performance Indicators, the Department of Public Safety submits this report to the 30<sup>th</sup> Legislature of 2019. Below you will find the data captured as requested. Note that the performance indicator data that has been collected from July 2018, when this law was put into effect until the end of October 2018. Subsequent full year reports shall commence effective December 1, 2018 to November 30, 2019 of each year thereafter.

**"§353H-Performance indicator reporting. (a) The department of public safety shall develop performance measures that accurately reflect progress toward specific goals, including:**

(1) Improving recidivism rates:

New Performance Measures: Re-incarceration (excludes pretrial detention) of sentenced felons at 1-, 2-, and 3-years post-release from PSD. Separate recidivism rates for those released to parole and those who were released after their maximum-term.

(2) Decreasing prisoner assaults on correctional staff:

Managing the inmate population is difficult and challenging as an inmate's behavior is unpredictable, impulsive and in many cases, violent depending on the individual's mental health history and/or substance abuse history. Overcrowding in jails has further negatively impacted the issues in managing the current inmate population.

The Department's Training Academy has been working with correctional managers and supervisors to ensure that staff is provided with appropriate training on handling difficult situations. Training sessions include basic corrections training, corrections familiarization, supervisory, mental health, and suicide prevention.

Proactive efforts are continually being made to decrease the statewide jail population by transferring sentenced jail inmates to the Federal Detention Center (FDC)

(3) Reducing correctional staff turnover; and

The Department is currently experiencing a high volume of vacancies in the Corrections Division directly related to retirement, promotion, resignations, and transfers to other job markets. Low unemployment rates have impacted our ability to fill vacancies as the Department is competing with other governmental agencies for good employees wanting better paying jobs with regular hours, Monday-Friday (7:45a – 4:30p).

The Department is taking an active approach in recruitment to fill its vacancies by participating in job/career fairs, increased advertisement in the media and using social media announcements, and statewide continuous corrections recruitment.

A career in corrections is not for everyone; but for those individuals that are dedicated to making a positive difference in a broken individual's life, makes a career in corrections a rewarding experience

(4) Improving departmental efficiencies in staffing, budgeting, and data management and analysis.

To improve the department efficiencies the Public Safety Department plans: Calendar/Operational Rhythm for staff, budgeting, data management and analysis. Use continued budgetary controls and monitoring of overtime. Develop and implement a





## HRS 353H - Performance Indicator Reporting

new recruitment and retention program.

(b) The department shall develop key performance indicators, which shall include:

(1) The number of individuals enrolled in and who have completed a general education diploma or competency-based diploma;

The Department's Education Branch utilizes the SMS Database that collects this information. During Fiscal Year 2019, there were sixty-seven (67) High School Equivalency diploma recipients. 64 GEDs and 3 HiSets graduates.

(2) The number of individuals for whom a reentry plan is filed and the number of individuals who exit jail or prison with a reentry plan;

December 2018 to October 2019:

- Reentry plans created/filed for prison inmates—2,385
- Individuals who exited prison with a reentry plan— 612
- Reentry plans created/filed for jail inmates— 746
- Individuals who exited jail with a reentry plan— 307

(3) Drug test failure rates of inmates while incarcerated and while on parole;

During the period of November 2018 to October 2019, 1,846 urinalysis tests were done on incarcerated inmates. The average number of failed inmate urinalysis tests while incarcerated was 662 or 1.8%.

For inmates on parole, the average number of positive urinalysis tests during the period November 2018 through October 2019 was 506 or 3.007%

(Note: this is based on an average monthly parole population of 1,522 during the period specified above.)

(4) The number of inmates currently enrolled in and who have completed drug treatment programs provided by the department of public safety;

From December 1, 2018 thru October 31, 2019, there were 332 inmates in Hawaii and 170 inmates at Saguaro (Arizona) that participated in substance abuse treatment. Also during this reporting period, 265 Hawaii and 110 Saguaro inmates completed substance abuse treatment.

(5) The number of inmates currently enrolled in and who have completed restorative circles;

There was one (1) restorative justice group at Women's Community Correctional Center with 12 inmate participants. No other facility reported a restorative circle group.

(6) The number of parolees who have applied for a reduction of their minimum sentence, the number of applications approved and denied, and, when applicable, the reasons for the denial of a parolee's application;

| # parolees applied for reduction of their minimum sentence | # parolees approved for a reduction of their minimum sentence | # parolees denied a reduction of their minimum sentence | List of reasons for denial            |
|--|---|---|---------------------------------------|
| 166  | 25  | 141   | Minimum sentences deemed appropriate. |

# HRS 353H - Performance Indicator Reporting

(New, HPA) From December 1, 2018 – October 31, 2019

- (7) The number of parole revocation hearings and the results of parole revocation hearings that, when applicable, explain why the parolees' revocation was denied:

(New, HPA) Between July 1, 2018 – October 31, 2018

(Note: parole revocation hearings approved is the number of parolees revoked. The number of revocation hearing denied is the number of parolees who were continued on parole following their parole revocation hearing and/or the revocation of their parole was de-

| # parole revocation hearings | # parole revocation hearings approved | # parole revocation hearings denied | List of reasons for denial                                       |
|------------------------------|---------------------------------------|-------------------------------------|--|
| 445                          | 371                                   | 74                                  | Parolee deemed appropriate to return to the community on parole. |

ferred for various reasons.)

- (8) The cost of incarceration per inmate, per day, per facility:  
The average daily cost per inmate per day is \$198.00.

- (9) Offender demographics, including gender, race, age, and type of offense:  
Please see Attachment A.

- (10) The number of individuals who received vocational training or rehabilitation services and type of vocational training or rehabilitation services received:  
Please see the Corrections Program Services Section which provides the Education Program Services program information and Performance Indicators (pg. 58). This section is currently creating a methodology to collect accurate data on the number of participate in vocational training. The inmate population is fluid. Thus, the start of a class may have more or less completing a course if the program is open-ended.

Attachment B lists the active programs that the Department provides for the offenders incarcerated in Hawaii. The list includes a breakdown by Facility.

- (11) The total number of inmate intakes, by month, including the number of intakes each month within the past year and past five years:  
See Attachment A.

- (12) The total number of inmates released, by month:  
See Attachment A.

- (13) The number of inmates with substance abuse problems, including the type of dependence or addiction, and the number of inmates with no reported substance abuse problems:

According to the Judiciary's Cyzap\* database, from December, 1, 2018 to October 31, 2019, there were approximately 2000 total PSD individuals assessed using the LSI-R, and approximately 100+ assessed using the ASUS instrument indicating some substance abuse need. During this reporting period, there were 332 inmates in Hawaii and 170 inmates at Saguaro (Arizona) that participated in substance abuse treatment. Also during this reporting period, 265 Hawaii and 110 Saguaro inmates completed substance abuse treatment. Per urinalysis screening and confirmation results, the top two drugs continue to be amphetamines and cannabinoids abuse/dependence.



## HRS 353H - Performance Indicator Reporting

- (14) The median length of incarceration, excluding inmates who have received life sentences or been paroled;  
See Attachment A.
- (15) The prison population forecast for the next decade;  
See Attachment A.
- (16) The total number of pretrial detainees and the number of pretrial detainees admitted each month by type of crime, bail amount, risk assessed, gender, race, and age;  
See Attachment A.
- (17) The number of pretrial detainees released or discharged each month and the reason for the release or discharge by type of crime, bail amount, risk assessed, gender, race, and age;  
See Attachment A.
- (18) The average length of stay for pretrial detainees by reason for release or discharge, type of crime, bail amount, risk assessed, gender, race, and age;  
See Attachment A.
- (19) The number of pretrial detainees held on cash bail by type of crime, bail amount, risk assessed, gender, race, and age;  
See Attachment A.
- (20) The average amount of time for completing and verifying pretrial risk assessment by type of crime, bail amount, risk assessed, gender, race, and age; and  
See attachment A.
- (21) The number of pretrial detainees readmitted by reason for release, reason for readmission, type of crime, bail amount, risk assessed, gender, race, and age.  
See attachment A.





## Intake Service Centers Division

The Intake Service Center Division (ISCD) is responsible for initial facility intake of persons committed to the custody of the Department of Public Safety (PSD). This occurs at the Community Correctional Centers (CCC) located on Oahu, Maui, Hawaii, and Kauai. ISCD is also responsible for preparing bail reports on persons unable to afford bail and for supervising individuals, who are released pending trial and ordered by the courts to some type of pretrial supervision.



ISCD has a total of 61 authorized positions identified as nine (9) clerical, fifty (50) professional human service staff and supervisors, and two (2) Division Administration staff, who provide services out of five remote offices statewide. ISCD's branch offices include the Oahu Intake Services Center (OISC), located at the Oahu Community Correctional Center in Honolulu, Hawaii; Maui Intake Services Center (MISC) located in Wailuku, Maui; Hawaii Intake Services Center (HISC), located in Hilo, Hawaii and a satellite office in Kona, Hawaii; and Kauai Intake Services Center (KISC), located in Lihue, Kauai. OISC is the only branch that is located within the secure area of a Correctional Facility. The ISC Offices on Hawaii, Kauai, and Maui rent office space in the community and these staff members are required to travel to the relevant CCC to perform the intake functions. In June 2019, HISC Kona Office was relocated from Kealahou to Kona to be in close proximity to the new Judiciary Kona Court Complex, which opened in September 2019.

The first major function of ISCD is facility intakes. In FY 2019, ISCD performed 12,553 facility intakes. The intakes included collecting personal and family information, security information, and a medical/mental health screen. As part of the intake process, ISCD staff are required to complete a classification assessment on each admission to insure the proper housing placement at the CCC. In May of 2014, ISCD began conducting the Prison Rape Elimination Act (PREA) screening. This is a part of the PREA screening interview, which assesses offenders for victimization variables and predatory variables. The results of the screening are captured in Offendertrak, which is PSD's offender management information system. This information is utilized by facility security, program, and health care staff and the department's PREA Coordinator. In March 2017, ISCD began conducting Misdemeanor screenings to assess candidates for release based on Act 217, Session Laws of Hawaii 2016. The measure has not proven successful to alleviate the overcrowded conditions at our jails and it sunsets on June 30, 2020.



The second major function of ISCD focuses on bail evaluations. All persons being held for bail by the county police or confined in a CCC with bail is eligible for a bail evaluation. In FY 2019, ISCD conducted 10,604 bail investigation reports. A bail investigation starts with the ISCD staff assessing the detainee using the Ohio Risk Assessment System-Pretrial Assessment Tool (ORAS-PAT). The ORAS-PAT will score the detainee as low, medium or high risk for pretrial failure. Pretrial failure is defined as being arrested for a new crime or failing to appear in court while on pretrial release. The bail evaluation is submitted to the court with a recommendation for some form of pretrial release or that the person be held pursuant to the Court's order, which may include bail.

The third function of ISCD is to supervise persons released by the court on pretrial supervision. In FY 2018, ISCD had a total of 2,230 new cases of supervised release for a total

## Intake Service Centers Division

active caseload of 11,284 statewide. There was a total of 2,142 closed cases with 1,308 cases successfully closed and 834 cases that were unsuccessful. The cases that were closed unsuccessfully were due to arrests for new crimes, failure to appear to court, positive illicit drug use and other court condition violations. In FY 2018, ISCD's supervised release program achieved a 61% success rate.

### Jail Diversion Programs



Designed and implemented to divert people with serious mental illnesses away from the criminal justice system into community-based treatment and services

In FY 2018, the efforts of the ISCD staff with intakes, evaluations of pretrial offenders, and supervised release of pretrial offenders in the community resulted in 280,548 jail bed days saved, which at a PSD day rate of \$146.00 equates to a savings of \$40,960,008, not to mention the benefits achieved by alleviating the overcrowded conditions at PSD CCCs and the benefits to individuals, who avoid or reduced days spent incarcerated at a jail facility.

In 2019, the State Legislature passed and the Governor signed Act 179 (HB 1552, CD 1) as Hawaii's key legislature to implement "bail reform" based on HCR 134 Pretrial Task Force's report submitted to the 2019 Legislature. The key provision of Act 179 has an implementation date of January 1, 2020, therefore statistics are not available at this time. The policy objective of this measure is best summarized by a quote from Chief Justice Rehnquist in *United States v. Salerno*: "In our society, liberty is the norm and detention prior to trial or without trial is the carefully limited exception."



# Hawaii Intake Service Center

The Hawaii Intake Service Center (HISC) is comprised of two Operational Sections in East Hawaii and West Hawaii, and a centralized Office Services Staff Section. The West Hawaii Branch moved in June 2019 from Kealahou to Kona to be in close proximity to the new Judiciary Court Complex, located in Kona. The new location includes office space for the Sheriffs and the Hawaii Paroling Authority.



The Branch provides casework services to assess felony and misdemeanor defendants for release alternatives pending trial, supervises pre-trial and pre-sentence felony and misdemeanor offenders as ordered by the Courts, employs evidence-based practices and assists offenders through the stages of positive change to reducing recidivism, conducts intake screening and security classifications for Hawaii Community Correctional Center (HCCC) admissions, and manages the electronic monitoring of pretrial and sentenced offenders in the community.

The primary function of HISC is pretrial services including pretrial release assessments, pretrial supervision, and employment of evidence-based strategies to increase pro-social behavior and reduce pretrial failure. Pretrial reform has captured the attention of many states in recent years, including Hawaii. Criminal justice stakeholders and the Hawaii Legislature have recognized the fiscal and systemic impact pretrial justice and practices have on the criminal justice system. This resulted in the formation of a Legislative Task Force resulting in statutory changes in the 2019 Legislature. As such, HISC continues to evolve in its processes and mandated functions, creating opportunities for improved efficiency, outcomes, and resources.

HISC is required by law to conduct a pretrial assessment on each pretrial detainee meeting eligibility criteria, within 3 days of admission. HISC uses the pretrial assessment to evaluate a defendant's appropriateness for pretrial release and informs the Court of its recommendation in advance of the defendant's first court appearance. In FY 2019, the branch conducted 2,474 bail evaluation reports and diverted 1,116 defendants from pretrial detention.



Pretrial defendants released into the community by the Court are often ordered to HISC for pretrial supervision. HISC monitors the defendant's compliance with court-ordered conditions and employs evidence-based practices to address and mitigate identified pretrial risk factors. One way in which we accomplish this is through referrals for community services. HISC works closely with the Department of Health to identify and refer defendants with mental

health issues to the Jail Diversion Program, where individuals agree to seek mental health treatment and case-management with the possibility of a dismissal of charges after 6 months of treatment compliance. HISC also contracts with various substance abuse treatment programs on each island for outpatient and/or residential substance abuse treatment for pretrial defendants in the community. HISC is also an active member of the Going Home consortium, made up of community members from various community agencies, who work collaboratively to provide re-entry services for offenders on Hawaii Island. In FY2019, HISC supervised a monthly average of 341 pretrial defendants in the community.

Another important function of the branch is the intake screening of offenders upon admission into




HCCC. This involves the gathering of personal information, a medical and mental health screening, PREA screening, and the security classification for each individual upon admission. HISC workers interview all new admissions into the facility, gather information necessary for the completion of the various screening forms and classify those individuals for proper housing and facility management. In FY 2019, HISC conducted 2,354 intake screenings on behalf of HCCC.

HISC manages the electronic monitoring program for sentenced offenders, through collaboration with HCCC and the Judiciary's Adult Client Services Branch. The program offers a cost-effective alternative to jail by restricting participants to an approved residence, unless authorized to leave for specific authorized purposes. HISC utilizes electronic monitoring through radio-frequency and GPS technology. During FY 2019, HISC supervised 26 offenders on the program, saving the department a total of 2,119 bed days.



## Kauai Intake Service Center

The Kauai Intake Service Center (KISC) is part of the Intake Service Center Division within the Department of Public Safety (PSD). KISC's core functions are to initiate the admission process for individuals sent to the Kauai Community Correctional Center (KCCC) and to provide services to the court and the pre-trial population, who are individuals released on bail or other conditions pending trial.



KISC completes the Initial Intake Information form, Medical/Mental Health Screening, the Initial Jail Security Classification (excluding sentenced felons and parole violators), and assessments for the Prison Rape Elimination Act (PREA). For the pre-trial population, KISC provides information to the court in the form of a Bail Report and Risk Assessment. These documents assist the court in determining whether based on public safety concerns release into the community is appropriate and to assess whether individual will report to court as order. PSD utilizes the Ohio Risk Assessment-Pre-trial Assessment Tool (ORAS-PAT) to determine the level of risk one has for non-appearance / recidivism. If the court decides to alter the bail and release an individual

from custody pending trial on Supervised Release (SR), Bail with Conditions, Home Detention, or GPS Monitoring, then KISC will be providing the supervision of that individual until the case is adjudicated.

KISC has screened 846 individuals for admission and completed 826 bail reports through FY 2019. There were 109 individuals released on SR, 22 were Released on Own Recognizance (ROR), and two (2) individuals were placed on GPS monitoring. Nine (9) individuals were placed in a residential treatment program and six (6) were placed on bail with conditions. The result was the diversion of 148 individuals from having to await trial while remaining incarcerated.

KISC utilizes evidence-based practices as a means to motivate positive change, increase compliance, and reduce recidivism for individuals granted a type of release back into the community. Not all individuals that are provided this opportunity successfully remain in the community. If the individual violates a condition of release, then they revoked and incarcerated in our jail facilities. As previously mentioned, of the 148 released, two (2) individuals were revoked because of re-arrest, six (6) for non-appearance in court, and thirty (30) for other compelling reasons. There were 61 individuals that were compliant and have been adjudicated with no incident.



# KISC CHART OF ADMISSIONS AND ACTIONS:

| Month  | Admissions | Completed Bail Re-ports | Released on SR | ROR | GPS Monitoring | Residential Treatment | Bail with Conditions | Total Released |
|--------|------------|-------------------------|----------------|-----|----------------|-----------------------|----------------------|----------------|
| Jul-18 | 88         | 83                      | 6              | 2   | 0              | 3                     | 6                    | 17             |
| Aug-18 | 63         | 56                      | 5              | 2   | 1              | 6                     | 6                    | 20             |
| Sep-18 | 55         | 45                      | 3              | 2   | 1              | 3                     | 6                    | 15             |
| Oct-18 | 85         | 68                      | 9              | 0   | 1              | 5                     | 3                    | 18             |
| Nov-18 | 53         | 65                      | 7              | 4   | 1              | 4                     | 2                    | 18             |
| Dec-18 | 70         | 50                      | 11             | 0   | 1              | 5                     | 2                    | 19             |
| Jan-19 | 69         | 71                      | 8              | 1   | 0              | 9                     | 1                    | 19             |
| Feb-19 | 69         | 87                      | 11             | 0   | 0              | 5                     | 1                    | 17             |
| Mar-19 | 64         | 68                      | 13             | 1   | 1              | 7                     | 1                    | 23             |
| Apr-19 | 83         | 79                      | 12             | 3   | 1              | 6                     | 2                    | 24             |
| May-19 | 81         | 92                      | 12             | 3   | 1              | 3                     | 1                    | 20             |
| Jun-19 | 66         | 62                      | 12             | 4   | 1              | 4                     | 1                    | 22             |
| Totals | 846        | 826                     | 109            | 22  | 9              | 60                    | 32                   | 232            |

KISC also administers a special program to minimize the amount of warrants being issued by the District Court of the Fifth Circuit for some misdemeanor/petty misdemeanor offenses and violations that may not warrant someone having to be arrested and detained, prior to the adjudication of their criminal case. This program is called the "Project Contempt Program" and is it unique or limited to the island of Kauai. KISC receives a referral from the District Court and attempts to contact the individual via mail or telephone. If successful, the individual is required to contact KISC by telephone weekly and appear at court on the date and time provided. If the individuals report as required, then the individual is considered compliant and has completed all requirements of the Project Contempt Program. This alleviates taxing the Kauai Police Department and the Kauai Community Correctional Center.

## PROJECT CONTEMPT PROGRAM STATISTICS:

| Month  | Opened | Successful | Unsuccessful | Pending |
|--------|--------|------------|--------------|---------|
| Jul-18 | 1      |            |              | 1       |
| Aug-18 | 3      | 1          |              | 3       |
| Sep-18 | 4      | 1          | 3            | 3       |
| Oct-18 | 3      |            | 3            | 3       |
| Nov-18 |        |            | 3            | 0       |
| Dec-18 | 2      | 1          | 1            | 0       |
| Jan-19 | 1      |            |              | 1       |
| Feb-19 | 22     |            | 11           | 12      |
| Mar-19 | 2      | 2          | 11           | 1       |
| Apr-19 | 4      |            | 2            | 3       |
| May-19 | 4      |            | 3            | 4       |
| Jun-19 | 3      | 3          | 2            | 2       |
| Total  | 49     | 8          | 39           | 33      |

# Maui Intake Service Center



The Maui Intake Service Center (MISC) provides a variety of criminal justice services on Maui, Molokai, and Lanai. MISC is located in Central Maui and faces unique geographic challenges by servicing clients on all three islands. MISC promotes offender reentry at the earliest opportunity by providing a variety of services, which include pretrial supervision, jail diversion, and electronic monitoring. In cooperation with government agencies and community organizations, MISC strives to provide services to defendants and offenders throughout the County of Maui in an effort to reduce recidivism and ensure public safety.

MISC completes intake screening for newly admitted individuals who are detained or committed to the Maui Community Correctional Center (MCCC). In January 2013, legislation was passed requiring the MISC to conduct a pretrial assessment called the Ohio Risk Assessment System-Pretrial Assessment Tool (ORAS-PAT) on each detainee meeting eligible criteria within three (3) days of admission. Medical and mental health issues are identified with reports forwarded to MCCC's Medical Unit for a further evaluation and development of a treatment plan, if warranted. Pretrial Services Officers (PSO) complete the initial jail classification and the Prison Rape Elimination Act (PREA) assessments for inmates to ensure proper placement into appropriate housing, worklines and programs. In February of 2017, PSOs began completing the misdemeanor screening forms for all pretrial and sentenced misdemeanants in custody, which when appropriate, allows the Director of Public Safety to release certain misdemeanants.

MISC completes assessments for defendants who are referred to the Circuit, District, and Family Courts in the Second Circuit. Defendants are interviewed, and bail reports are filed in a timely manner to ensure that the least restrictive conditions of bail are recommended and those released from custody into the community will spend the least amount of time in a jail facility. In FY 2019, MISC initiated 1,005 bail reports. In May 2019, we began filing all pretrial bail reports electronically, which saved our clerical staff from having to drive to the Judiciary daily to file the bail reports.

MISC provides supervision for defendants who have posted bail/bond or have been released from custody by the courts with conditions. In FY 2019, 100,727 bed days were saved through community supervision.



By integrating best practices into case management, utilizing motivational interviewing, and cognitive behavioral techniques, the PSO strives to facilitate change and improve chances for increased compliance and a reduction in recidivism. In FY 2019, there were 379 new defendants placed under pretrial supervision. When it is determined that a defendant is in violation, an affidavit is generated and sent to the Department of the Prosecuting Attorney's office. During this period, 259 affidavits were initiated, and 126 bench warrants were issued as a result. PSOs also work closely with the Department of Health staff in an effort to assist defendants with mental health needs to access community-based programs and comply with conditions ordered by the court. MISC supervises a monthly average of 252 pretrial defendants in the community with 104 on supervised release and 148 on bail with conditions. During this period, MISC had a success rate of 74%.



## Maui Intake Service Center

MISC administers an Electronic Monitoring Service Program that effectively monitors offenders in the community electronically on a 24-hour basis for MISC and MCCC. In FY 2019, MISC supervised 20 sentenced offenders on electric monitoring for MCCC, which saved the department 1,252 jail bed days. In January 2019, MISC transferred the furlough electronic monitoring program to MCCC staff as they were trained to manage their population.





# Oahu Intake Service Center

The Oahu Intake Service Center (OISC) is located at the Oahu Community Correctional Center (OCCC). In fiscal year 2019, facility admissions averaged 620 a month. OISC's Assessment and Classification Unit (ACU) interviewed and screened 88% of the admissions on the day of arrival to ensure appropriate referrals for services in a timely manner. The intake process includes an in-person interview, medical and mental health screening, Prison Rape Elimination Act screening, and security classification scoring. The Ohio Risk Assessment System Pretrial Assessment Tool (ORAS-PAT) is completed for persons admitted with eligible pretrial charges. Due to late court transports, staffing shortages and other reasons, ACU was not able to complete the intake process on the day of arrival for 9% of new admissions and 3% were released before an intake interview was completed.



The Assessment and Classification Unit also completed bail investigations at a monthly average of 126 Pretrial Bail Reports, which provided the courts with an objective individualized assessment of a defendant's risk for non-appearance and/or recidivism. The ORAS-PAT tool scored about 40% of defendants as moderate/low risks for release into the community; but any recommendations that included a condition that release be granted after an appropriate sponsor (meaning finding a clean-living residence) or an appropriate program was impacted by the shortage of community clean and sober beds and residential treatment beds for defendants with serious substance abuse or dual diagnosis treatment needs.

OISC's Court Unit (CU) interviews and completes bail reports for persons held at the Honolulu Police Department (HPD) on eligible pretrial misdemeanor/petty misdemeanor charges. After interviewing defendants at HPD, CU, based at the Honolulu District Court, submitted approximately 399 pretrial release recommendations a month to the District Court Judge to determine release options at the Arraignment hearing. A majority of these cases are disposed of at the time of arraignment, therefore CU's efforts greatly reduced the number of misdemeanant defendants admitted to OCCC.

As a large part of the misdemeanant population has mental health concerns, the Court Unit works with the Department of Health's Jail Diversion Program to screen eligible defendants for mental health treatment planning and services, as a condition of diversion from Court and incarceration at OCCC. CU also works with the District Court Clinician, referring mentally acute defendants for evaluation under the ***Hawaii Revised Statutes§ 704-404***, for 1-panel examinations. If the Court orders a 1-panel examination for a defendant, CU facilitates notification between the Court and OCCC.



OISC Program Services Unit (PSU) provided community supervision of approximately 222 defendants a month. In FY 2019, there were 607 new defendants placed under supervision. During this period PSU had a success rate of 51%, with Defendants monitored appeared for court hearings as scheduled, did not incur any new arrests, and generally complied with the terms and conditions of release. In 49% of the cases closed by PSU the main reason was a new arrest, failure to appear for court, positive drug test, or failure to comply with court-ordered conditions of release.

# Oahu Intake Service Center

ISC Division is focused on public safety, which is why the Program Services Unit continues to utilize electronic monitoring and randomized drug/alcohol testing to monitor defendants' compliance with court-ordered conditions of release. When there is a determination that public safety is compromised, PSU utilized the Verified Application for Revocation of Release process through the Courts to have a Bench Warrant issued. In FY 2019, PSU saved 68,979 bed days through community supervision.

OISC staff strives to interview new admissions on the day of arrival; reduce overcrowding by completing bail assessments in a timely manner; and effectively provide community supervision of pre-trial defendants. OISC works to attain the underlying goals of the bail process by maximize release, maximize court appearance, and maximize public safety.





The Reentry Coordination Office (RCO) is responsible to develop, implement, and maintain the Department's institution offender reentry programs for individuals entering and exiting the correctional institutions. The goal of this office is to assist offenders with appropriate program planning and transition. The RCO has maintained efforts to identify gaps in programs currently being offered, create new services and increase collaboration between other divisions within the Department and community service providers.

The Reentry Office continues to update the Department's Resource Guide, as resource information changes, to insure that the Department is providing exiting offenders with the most current information as they transition out of prison. The online version also affords the offenders and their families with 24-hour access to services, hotlines and resources.

The Reentry Office and the Corrections Program Services' Education Program Services Branch have provided a collective list of active programs that is attached to this report. See the annual report entry for the Corrections Programs Services—Education Program Services Branch (pg. 58) as well as Attachment B.

The Reentry Office oversees the following sections:

#### **INMATE CLASSIFICATION SECTION**

The Inmate Classification Section manages and monitors the Department's inmate classification system to insure uniformity in its application while attempting to standardize its integration into the operations of all correctional facilities. A state-wide training on a revised jail and prison classification instrument was held last year, which resulted in plans to validate the current classification instruments. This will help the Department confirm and maintain its commitment to effectively address the changing population dynamic, identify issues and create solutions to address roadblocks to an offender's forward progression.

#### **PROGRAM PLANNING & TRAINING SECTION**

This Section develops, implements, and maintains a comprehensive offender reentry system program statewide and conceptualizes and implements new evidence-based reentry programs and services; conducts evaluations of program performance, and independently monitors and ensures the continued relevancy of reentry program goals and objectives.

This section continues to identify gaps in current programming and seek ways to improve and manage the comprehensive offender reentry system program statewide. It also continues to open communication between the department, other divisions and community service providers to conceptualize and implement new, evidence-based, reentry programs and services. While working with the Risk Assessment section, efforts have been made to standardize the evaluation process of program performance and monitor the relevancy of any given program with the Department's goals and objectives.

#### **RISK ASSESSMENT SECTION**

The Risk Assessment Section works with other sections of the Reentry Office to plan, maintain, implement, coordinate, manage and monitor the Department's inmate risk assessment system to ensure uniformity of its application and integration into the operations at all correctional facilities, statewide.

#### **VICTIM NOTIFICATION/SERVICES SECTION**

The Victim Notification/Services Section develops, implements, and maintains a comprehensive notification system statewide and the training associated with the services provided and monitors operational staff, vendors and service providers to ensure that the services are in accordance with policies and procedures. This section manages a



comprehensive, statewide, 24/7 notification program called the Statewide Automated Victim Information and Notification (SAVIN) system. The SAVIN section works to ensure that the services the Department provides through this system, are in accordance with policies and procedures, but more importantly, provides accurate and timely informational access for victims and concerned citizens to help them with creating a safe environment for themselves and their family. The service is free, anonymous, and most importantly, confidential, providing hand-off opportunities for another agency's involvement.

The Victim Notification/Services Section also created and provides training on new programs to address the needs of victims while simultaneously working with the offender to discover within themselves, more appropriate ways to deal with stress and anger. The goal is, while working with community services providers and other agencies, to identify, create and manage a system of continuum care, services and training for operational staff, vendors and service providers to reduce the number of violent incidents while breaking the cycle of violence.




The Institutions Division consists of jails, prisons and the Mainland and Federal Detention Center (FDC) Branch. Hawaii jails provide for the secure incarceration of our pretrial and short-term sentenced misdemeanor population. Jails are locally situated on each major island. The jails also provide programs for the transitional sentenced felon population, those who have nearly completed their felony sentences, and are returning to the community. Our jail population consists of both male and female detainees and inmates.

Hawaii prisons provide for the care, custody, control and appropriate programs for inmates according to their assigned classification. Those who need more controls based on their risk to other inmates, staff and the community, are placed at the Halawa Special Needs or Medium Security Facility. Those who present less risk are placed in minimum-security facilities such as the Waiawa Correctional Facility. Most of their recommended rehabilitative programs are received at this facility.

Our women felons are assigned to the Women's Community Correctional Center for programming. This population includes the newly sentenced felon cases and those continuing transitional programming prior to their release into the community.

The primary responsibilities of the Mainland and FDC Branch include custody, programming, and the fiscal responsibility for our inmates placed in private facilities. This includes inmates housed in private contract facilities on the Mainland and for those placed at the Hawai'i FDC. The Mainland contract facilities provide programs for our inmates as required by PSD. The private prison contract facility is located in Arizona.





# Hawaii Community Correctional Center



The Hawaii Community Correctional Center (HCCC) is one of two facilities located on the Island of Hawaii. HCCC is located in the town of Hilo. The 2<sup>nd</sup> facility is the Kulani Correctional Facility which is located on the slopes of Mauna Loa.

HCCC is currently comprised of five (5) housing units which is separated into two sites. Three (3) units are located above the Hilo down town area, with the other two (2) units located at the Hale Nani Annex on the side of Highway 11. Both sites are separated seven (7) miles apart. The first jail or housing unit was built in 1900 at the Hilo Site. This unit still stands today, but no longer in use. Most medium inmates are housed at the Hilo Site. Community jail and furlough men inmates are housed at the Hale Nani Annex along with a mixed population of female inmates in their own separate housing.

Transporting detainees to court hearings continues to be a major challenge for HCCC where staff must deliver inmates to any of the 12 Third Circuit Courts and return to the facility daily during the work week. These transports often require staff to travel 60 to 200 miles per day. A total of 4,820 inmates were transported to court during FY 2019, an increase of 627 from the previous year.

The primary function of the facility is to ensure public safety by maintaining an effective security and reintegration program. HCCC focuses on rehabilitative programs designed to support the inmate's adoption of a productive and law-abiding lifestyle. Interventions include substance abuse counseling, basic education classes, in-house work lines, and community service work lines. Educational opportunities emphasize re-socialization through in-house work lines for food service, laundry, dormitory cleaning, landscaping, and general maintenance/repair. These work lines employ up to 50 inmates and are critically important for the daily operation of HCCC.

The facility regularly assigns inmates to community service work lines, which is a program incorporation of reintegration and restitution. The primary task of the HCCC's inmate workline is to take care of the facility grounds and in-house workline duties (i.e., kitchen, laundry, food service, etc.) HCCC does provide limited assistance to the state and county government agencies as well as non-profit organizations. HCCC worklines assist with the Merrie Monarch each year by setting up and taking apart the stage utilized for the hula presentation, as well as chairs, plants, and decorations. They also assist with manicuring the landscape and prepping the structure for the yearly event. HCCC worklines assisted Walk For Life in 2019 by setting up booths, signs and prepping grounds for participants. They helped with set-up and tear-down of tents, booths, tables and chairs for the Saint Joseph High School fair. They help Hawaii County every year with cleaning parks and beaches after heavy rains, cleaning up former homeless sits, assisting with maintenance of county facilities (i.e., Hilo Drag Strip, Bus Transportation Baseyard, etc.) and assist the state of Hawaii agencies with moving furniture and office equipment to new locations.



## Hawaii Community Correctional Center

HCCC also focuses on community involvement and is a member of the Big Island Criminal Justice Committee and Going Home Program Committee. Both groups represent a cross section of public and private agencies working together to fight crime, reduce recidivism and promote reintegration.

Because jail inmates tend to spend less time incarcerated, the jails tend to provide a limited amount of programs. New courses are added yearly. Besides these programs listed here, HCCC's Offender Services coordinates a variety of religious programs for the various denominations.

| Program Title                   | Program Description   | FY17 Number of In-mates Participating | FY18 Number of In-mates Participating |
|---------------------------------|-----------------------|---------------------------------------|---------------------------------------|
| Language Arts                   | Adult Basic Education | 128                                   | 134                                   |
| Essential Career Skills         | Technical & Career    | 143                                   | 90                                    |
| Social Studies                  | Adult Basic Education |                                       | 36                                    |
| Science                         | Adult Basic Education |                                       | 93                                    |
| Math                            | Adult Basic Education |                                       | 93                                    |
| Parenting                       | Self Improvement      | 203                                   | 124                                   |
| Cognitive Skills                | Self Improvement      | 150                                   | 67                                    |
| HiSet Academy                   | Secondary Education   |                                       | 0                                     |
| Plato Learning                  | Secondary Education   |                                       | 0                                     |
| Career Exploration              | Secondary Education   |                                       | 1                                     |
| Young Fathers mentoring Project | Self Improvement      |                                       | 22                                    |
| Victim Impact                   | Self Improvement      | 47                                    | 52                                    |
| Women in Transition             | Self Improvement      | 10                                    |                                       |
| Yoga                            | Physical Education    |                                       | 16                                    |
| Independent Living              | Self Improvement      |                                       | 22                                    |
| Survivors of Sexual Violence    | Self Improvement      |                                       | 15                                    |

# Kauai Community Correctional Center



The Kauai Community Correctional Center (KCCC) is located at 3-5351 Kuhio Highway on 9½ acres of land directly across the Wailua Golf Course. As the smallest facility statewide, operating with a budget slightly over 5 million, it continues to utilize available resources while adapting to ever-changing trends within the correctional environment and community. Overcrowding has always been the major priority, and this trend continued throughout the year. However, in FY 2019, the headcount was manageable with 847 new admits. As a result, the average headcount for the fiscal year was only 183. The first two months of the fiscal year, July and August were the only months when the count exceed 200. January and February saw a miraculous drop to under 170.

A growing segment of the KCCC population is made up of the mentally ill and homeless. The three small holding cells are used daily to stabilize the disruptive and noncompliant until they could be mixed into the general population. There were 72 Adjustment hearings during the fiscal year.

The Program Section completed 27 initial prescriptive programs, 127 updates and 213 reclassifications. Close to a hundred inmates were granted work furlough and 27 inmates were paroled. There were only two charter flights during the year.



Constructed in 1977 with the design capacity for a dozen inmates, the facility's lack of space and efforts to expand over the decades has been well-chronicled. Constructed with only one module (Module A) and 3 holding cells, in 1984, the recreation yard was converted into another module (Module B). In 1993 and 1995, temporary cabins were donated by the county. In 1997, Module C, an 80-bed prefabricated dormitory unit was added leaving the operational capacity unchanged since then. Both the cabins and Module C are designated for men and women who participate in the Lifetime Stand, a para-military training center that has existed for over two decades.

The Lifetime Stand has always been KCCC's saving grace, the only remedy to alleviate severe overcrowding in the main building. More than 50% of the total population is housed in the Lifetime Stand. Since May of 2011, pretrial inmates have been part of the open Lifetime Stand setting, a last resort measure to alleviate incessant overcrowding in the main building.

What keeps KCCC together in these increasingly difficult times are the inmates who are loyal to the program concept. As such KCCC remains among the top in terms of institutional climate and



# Kauai Community Correctional Center



safety. Incidents resulting in staff injury are extremely rare. Over 70% of the entire population is amenable to programming, either in the Lifetime Stand or the Module Program (located in the main building).

The Warden continues to meet with programmed inmates every day, a practice that began as far back as 1992. Staff continue to work closely with the entire inmate population, addressing concerns, and mediating conflicts and problems. A strong two-way trust and cooperative relationship is the essence of KCCC's uniqueness. This is vital since the prison population is changing rapidly, made up of an increasing number of out-of-state, homeless, and special needs inmates with an array of serious

psychiatric and medical conditions. KCCC's numbers are significantly lower than past population projections. This is the direct result of the unique programming concept which prioritizes purpose-driven over traditional time driven programming. Both the Module Program and Lifetime Stand provides early intervention and guidance to any willing offender, no matter what their crime or status. Without this component, this small facility lacking in space and resources would be in serious trouble. Having an average of only two charter flights during the year is evidence of our willingness to not only manage our population, but also placing full-hearted effort to invest in what we have. While the projected medium security complex targeted for completion in 2022 will provide us with more space, without the continued two-way cooperation, the essence of KCCC will be lost.

KCCC operates with the following authorized staff: 61 Security, 6 Administrative, 6 Food Service, 6 Health Care, 3 Program, 2 Maintenance, 1 Education Specialist, and 1 Librarian.

# Maui Community Correctional Center



The Maui Community Correctional Center (MCCC) was built in 1978 to house 24 Inmates. Additional buildings were constructed in 1986, 1992, and 1996 to expand its bed space capacity and facility footprint. These five structures are situated on approximately seven acres in Wailuku, Maui.

MCCC is the only correctional facility serving Maui County which includes the islands of Mōlokaʻi and Lanai. MCCC incarcerates male and female jail inmates while they are awaiting adjudication and provides reentry programming for prison inmates returning to the Maui community. MCCC's average inmate headcount during FY 2019 is 411.

A variety of programs are currently offered to inmates at MCCC that include Adult Basic Education (ABE), GED, Parenting, Mentoring, Substance Abuse Aftercare (referred to as Continuing Care), Domestic Violence/Anger Control groups, NA & AA meetings, Pre-employment training, Yoga, and Religious programs. Vocational related classes are sometimes available in the culinary and construction fields. A special emphasis is placed on sequentially phasing sentenced felons back into the community through furlough programs, i.e., work, education, and extended. These prison inmates are supervised and guided towards maintaining a pro-social lifestyle through their completion of recommended programs and resocialization activities.

In addition to these programs, in-facility and community work lines utilize inmate labor and afford inmates real work experience while contributing to the Maui community. During FY 2019 the community work lines completed projects including painting, building construction, landscaping and other labor-intensive work as requested by MCCC and community organizations.

Some of the annual projects that continue using the community work line services are: the Senior Fair, the Maui Marathon, Camp Imua, Punana Leo Hawaiian Immersion pre-school concert, Hale Mahaolu Special Fair, Kamehameha Day parade, Landscaping of Maui County cemeteries, Lahaina Classic Basketball tournament and the Maui Fair.

To accomplish inmate re-entry goals and community reintegration success, MCCC collaborates with many outside agencies and organizations to provide resource assistance. These agencies and organizations have included the Malama I Ke Ola Health Center, the Division of Vocational Rehabilitation, the Social Security Administration, the Department of Health, Maui Immigrant Services, the Adult Mental Health Division (AMHD), the Maui Police Department (MPD), Maui Economic Opportunity (MEO), Child and Family Services (CFS), the Neighborhood Place of Wailuku, Aloha House, Parents and Children Together (PACT), Mental Health America, the Judiciary, Goodwill, the University of Hawaii Maui College (UHMC), the Department of Hawaiian Homelands (DHHL), Bank of Hawaii, the Department of Human

# Maui Community Correctional Center



Services, Epic Ohana, Habilitat, and many others.

The Judiciary's Maui/Moloka'i Drug Court program is an intensive supervision and treatment program for non-violent class "B" and "C" felony offenders *residing on Maui and Moloka'i*. For the past 19 years, MCCC has collaborated with the Judiciary and provided the only in-facility component of any Drug Court program in the State of Hawai'i. *Since October 2001, 71% of clients admitted into Drug Court* start participation in the Maui/Moloka'i Drug Court program through the in-facility component offered at MCCC. Since the inception of the Maui/Moloka'i Drug Court program in August 2000, only 14.5 percent of all Maui/Moloka'i Drug Court graduates have been reconvicted of new felony offenses within 3 years of their graduation date.

MCCC sustained damages to the medium housing area in March 2019. Repairs were performed to bring the area to living conditions. Major repairs to locking devices and renovations to cells are in progress for completion in mid 2020.

A temporary visiting arrangement was implemented to accommodate inmates. Visitors were informed through the media and other printed material of the one-hour sessions being conducted in our non-contact room.

# Oahu Community Correctional Center



The Oahu Community Correctional Center (OCCC) opened its doors in 1975, after a face-lift and a name change (from Oahu Prison) with the bed capacity of 628 inmates. OCCC was originally designed to house both pretrial detainees and sentenced felons. At the time, OCCC was considered a jail as well as the primary prison for the state. By the late 1990s, OCCC's population increased upward of 1,400. Today, OCCC continues to be the largest jail in the State of Hawaii. OCCC still houses dual populations of pretrial detainees (male and female offenders) and sentenced male felons. By the end of FY2019, OCCC had 1,167 inmates and coordinated to house an additional 147 inmates (137 males, 10 females) at the Federal Detention Center (FDC). During the FY2019, the Community Based Section (CBS) transitioned 238 offenders from other facilities to the Work Furlough Program [Laumaka Work Furlough Center (LWFC)/ Module 20] and 145 offenders were granted parole from the LWFC.

OCCC continued to afford programming for offenders. This included a structured and enhanced Mental Health treatment living units for both male and female pre-trial offenders. OCCC programs made available and provided to offenders included:

- 16 Educational classes with approximately 3,000 offender participants
- 16 Recreation programs with approximately 54,000 offender participants
- 13 Volunteer programs with over 2,000 offender participants
- 38 Religious programs with over 2,000 offender participants
- Total of 233 Volunteers (Religious Organizations, SELF-Help Groups, Internship, Education, etc.)
- Total of 5,500 Volunteer hours valued at \$117,800.00 were logged.

Other in-house programs include opportunities for the offenders to learn and/or obtain on-the-job training and needed skills in areas such as food services, building maintenance, construction, automotive maintenance and repairs, grounds keeping, laundry, education, and library services.

The CBS Furlough Program (LWFC/M20) bed space was increased from 96 to 216. The Community Service Work lines was discontinued at OCCC. The Waiawa Facility is



# Oahu Community Correctional Center



now providing this service to the community. It continues to be productive and successful.

In FY2011, OCCC in conjunction with the Department of Veteran Affairs (VA) in developing a process to connect the incarcerated veterans with the VA for services related benefits. The goal is to reduce the recidivism percentage rate of incarcerated veterans and prepare them for life after release.

Through collaboration with the Department of Public Safety, the Department of Accounting and General Services and Consultant-NORESCO an energy savings performance contract was agreed upon. The initiative started OCCC to become an energy efficient facility. The energy savings initiative has been completed. Operationally, OCCC is much a more energy efficient facility.

The positive effects range from:

- Reduce Hawaii's dependency on imported fossil fuel and associated greenhouse gas emission.
- Increase energy efficiency and building performance with the goal of reducing energy usage and demand to accelerate reducing life cycle cost of building maintenance, equipment service life, water use and solid waste generation, and to address the deferred repair and maintenance backlog of projects without Capital Improvement Projects funding.

In FY2017, OCCC's parking lot had a major face-lift due to the dilapidated conditions and to address safety concerns.

In May 2018, OCCC Business Office was relocated next to the Main Entrance. Basic financial transactions with the public and inmates are now conducted outside the security perimeter fence line. This assists in minimizing the introduction of contraband and foot traffic within the security perimeter and to better service the public.

In FY2019, OCCC Facility Operations is mandated to be in compliance to provide for the well-being and humane treatment for detainees, uniform and non-uniform staff. OCCC Facility Operations strives to provide a safe, sanitization, health, and secure environment. The previous equipment that supported our HVAC/Hot water systems are archaic and obsolete, which makes it costly and difficult to maintain and is not meeting OCCC's current

# Oahu Community Correctional Center



needs. We are replacing the equipment with an updated system, more energy efficient and most cost effective.

In FY2019, OCCC had completed the following Capital Improvements Projects: Electrical Infrastructure System Repairs & Improvement, DAGS No. 12-27-5656, Finished date: 6/4/2019; and OCCC Hot Water System Replacement, DAGS No. 12-27-5793, Settlement date: 4/10/2019.

# Halawa Correctional Facility



The Halawa Correctional Facility (HCF) is comprised of two separate and distinct buildings: The Special Needs Facility and the Medium Security Facility.

The Special Needs Facility was the former City and County Jail, which originally opened in 1961 and was transferred to the State in 1975. It houses new Reception, Assessment and Diagnostic Unit (RAD) custody inmates, inmates who require protective custody, and inmates with severe and chronic mental illness that preclude them from being placed in the general population.

The Medium Security Facility opened in 1987 and is the largest correctional facility in Hawaii's correctional system. It houses male sentenced felons, sentenced misdemeanants with consecutive terms and pretrial maximum custody inmates. Two very large scale Capital Improvement Projects were initiated in the Medium Security Facility. One is an upgrade and replacement of the current Security Electronics Hardware (security control stations and CCTV) which is complete. The other, on-going project is the plumbing infrastructure replacements in the Housing Units.





# Halawa Correctional Facility

Halawa offers and encourages the returning citizen to participate in a broad range of programs inclusive of education / vocational classes, substance abuse and sex offender treatment services, religious and leisure time activities.



Available are Adult Basic Education classes in Reading, Writing, Math and Science, GED Prep program, GED testing, Brain Gym and Independent Studies for the individuals who are interested in college level courses.



# Halawa Correctional Facility



Technical and Career programs such as Office Worker Business Applications, Explorations, Workplace and Practical Money Skills, Forklift Training and Certification, Serve Safe and Culinary classes, OSHA Basic Safety Training and Stress Management, prepare participants to enter the workforce with the tools and skills needed to make good work related decisions helping to build successful careers.

Transformation, Toastmasters and Father Read are self-improvement workshops offered to enable individuals to rethink various viewpoints of life, enhance and improve public speaking, and encourage re-connecting with families.

Approximately 260 inmates are employed in facility operations, food service, recreation, correctional industries and module / living unit worklines.





# Halawa Correctional Facility



The Halawa Residency Section has the largest case management team in the Department. The Unit Team Managers are in charge of their housing units. The RAD Unit of Residency is responsible for starting the incarceration process for new incoming sentenced felons at Halawa. This process includes an initial custody classification that determines the inmate's custody level and restricts or enhances movement within the facility and an Initial Prescriptive Plan. Research for the plan includes gathering information from the offender's criminal history, Pre-Sentence Investigation Report and current information in the institutional file. A comprehensive risk assessment called the LSI-R is completed to determine criminal behaviors, attitudes and readiness for change. Program recommendations are made for each individual to implement during their incarceration. When qualifying programs are completed, transfer to a minimum custody facility is allowed and then on to the appropriate work furlough program for a guided transition back into the community. It is the hope of Residency staff that each individual leaves prison better prepared to embrace life within the limits of the law.

Residency staff, along with the Department's Re-Entry Office and the Social Security Administration at Kapolei, work to assist returning citizens with acquiring Birth Certificates, Social Security Cards, Social Security Benefits, Supplemental Security Income, Medical Assistance and Supplemental Nutrition Assistance prior to release.

# Halawa Correctional Facility



The HCF continues to address population and capacity concerns by transferring inmates to Furlough Programs statewide, the Waiawa Correctional Facility, and to contract out of state facilities. As in the past, this is done in varying numbers throughout the fiscal year.



# Waiawa Correctional Facility



The Waiawa Correctional Facility (WCF) is a minimum-security facility that can house up to 334 adult male sentenced felons. The facility, located between the Ko'olau and Waianae Mountain Ranges in Central Oahu, was formerly a military installation that was activated after the attack on Pearl Harbor. In 1985, the State of Hawaii initiated the process to acquire this 192-acre parcel from the federal government through a Quit Claim Deed for a period of thirty (30) years at which time the state will assume full ownership of the property. As part of the deed, the state is required to have all offenders housed at WCF to actively participate in educational programs and work lines. As of July 7, 2015 the state has assumed full ownership of the property.




Programs at WCF include, but are not limited to, substance abuse treatment (KASHBOX Therapeutic Community and outpatient programming); education (G.E.D. Adult Basic Education, Culinary Arts in conjunction with Leeward Community College, Masonry in conjunction with the Mason's Union Apprenticeship Program, Life Skills); Programs such as Library Services, Religious, Parenting, SKIP/SPAFT; work lines (Food Services Education, Administration, Landscaping/Grounds Keeping, Farming, Hydroponics, Aquaponics, Auto Mechanics, Facility Operations, Store, Building Maintenance and Construction and Community Services). Inside and outside classroom learning provides an excellent opportunity for social learning and modeling of good work ethics and interpersonal skills. Since January 2012, over 650 inmates went through classes.

# Waiawa Correctional Facility

Those who have the opportunity to participate in the Community Service Work line have a chance to actually work in the community and network with those they come in contact with. In the last year, the Community Service Work line has done work for various agencies such as the Department of Education, the Attorney General's Office, Waipahu Community Cultural Center, Honolulu City and County Refuse and Sewer Divisions, He'eia Wetlands and the State Capitol. Their work has saved these agencies over \$200,000 in labor costs. Many learn a trade while working on facility work lines. Over the last year, approximately 300 inmates worked on our various work lines. WCF creates a learning environment for the offenders that provides them with a sense of ownership, accomplishment and pride.



Hawaii Correctional Industries is also helping to double the farming operation by providing staffing as well as higher wages for inmates. The 8-acre farm and hydroponics areas have two supervisors and 40 inmates working there. They cultivate 2,000 to 3,000+ pounds of produce per week. The farm routinely harvests over 10,000+ pounds per month which it shares with other facilities. The hydroponics plants average 1,800 pounds of produce every month. A third hydroponics plant is currently being constructed. Waiawa has three aquaponics plants and is in the process of completing four more for a total of seven. This year the aquaponics produced 1,200 pounds of sunfish. The aquaponics plants operate in harmony with the hydroponics plants. The water from the fish tanks run through the hydroponics plants helping to fertilize them.





# Waiawa Correctional Facility



The WCF will continue to provide offenders with appropriate rehabilitative programs and an environment conducive for their continual progress. WCF seeks to work with the individual as a whole with the hope that the individual will possess better coping, employment, family and life skills as they return to the community.





# Kulani Correctional Facility



Kulani Correctional Facility (KCF) is a 200-bed minimum security prison located on the slope of Mauna Loa, approximately 20 miles southeast of Hilo on the Big Island of Hawaii. The facility sits on 20 of the 6,600 acres of the Kulani property, belonging to the Pu'u Maka'ala Natural Area Reserve, which is managed by the Department of Land and Natural Resources (DLNR) Division of Forestry and Wildlife.

The reopening of KCF in July 2014 was part of Governor Neil Abercrombie's Justice Reinvestment Initiative, which aimed to reverse crime while bringing inmates housed on the mainland back to the Hawaiian Islands.



Ending June 30, 2019, KCF employed 54 Adult Corrections Officers and 22 civilian staff. This past year, we brought on board a well needed CS1, Renee Ashby, and we will shortly have a new IFS, Robert Yamashita. Inmate population consisted of 147 minimum and community custody inmates who were housed in seven dormitories. The maximum capacity of KCF is approximately 200 inmates. The main compound where inmates reside, and work consists of 20 acres.

KCF offender programs include Sex Offender Treatment, Substance Abuse 2.0 and 2.5, and G.E.D. and Educational and Vocational training classes. KCF had three (3) GED graduates ending June 30, 2019.

Through a partnership with Hawaii Community College, Office of Continuing Education & Training (OCET), KCF offered an Agriculture / Horticulture Program, Facility Maintenance Program, and Hale Mua 'O Kulani Hawaiian Culture Program.



The Agriculture / Horticulture program helps inmates develop essential work skills, while providing fresh hydroponic and greenhouse produce to the facility. Produce that are grown on the facility in hydroponic systems are Swiss Chard, Watercress, Bok Choi, Tomato, Eggplant and Peppers. Produce that are




grown in the greenhouses on the facility are Kale, Peas, Won Bok, Broccoli, Cucumbers, String Beans, Zucchini, Radish, Head Cabbage and Beats. Inmates at KCF are also managing the poultry on the facility grounds which also brings fresh eggs to the kitchen.



# Kulani Correctional Facility

Foundational Skills classes such as Transitional Skills and Employment Skills and Career Assessment were also offered. Agriculture and Foundational Skills' Certificates of Completion can be submitted to the Hawaii Community College when enrolling for courses and the associated credits will be applied.

The Facility Maintenance Program covers the techniques and principles of basic maintenance and repair work required for the facilities maintenance field such as carpentry, electrical, and plumbing. Last year a small engine repair class was added. Basic Computer Skills and a Four-Hour Forklift Operator Training are also offered. Participants received Workforce Development Certificates for completion of each of these modules. Hale Mua 'O Kulani Hawaiian Culture Program offered classes including Wood Carving and Ho'oponopono. Personal Enrichment Certificates were presented for these classes.



College Classes that are offered at Kulani Correctional Facility include:

- Sustainable Food Production & GAP
- Greenhouse Construction
- Poultry Production for Small Farmers
- Small Business Basics for Micro Farms
- Automotive Basics
- Introduction to Ho'oponopono
- Construction Trade- Carpentry
- Construction Trade- Plumbing
- Construction Trade- Electrical
- Small Engine Maintenance & Repair
- Introduction to Diesel Mechanics
- Introduction to Shield Metal Arc Welding
- Re-Entry (1, 2, 3, 4, & 5)
- Forklift Training
- Aerial Lift Training
- Computer Basics
- Computer- IT
- Introduction to Philosophy
- Contemporary Hawaiian Guitar

Educational Classes that are offered at Kulani Correctional Facility include:

- ABE Mathematics  $\frac{3}{4}$
- ABE Reading & Writing  $\frac{3}{4}$
- Cashflow 101
- Cognitive Skills-T4C



# Kulani Correctional Facility



- DL GED Academy HS Lesson Review
- DL GED Mathematics 2
- DL GED Mathematics 3
- PL Plato GED
- DL GED Academy Reading & Writing 2
- English as a Second Language
- Foreign Language- Chinese
- Foreign Language- Japanese
- Foreign Language- Spanish
- Keyboarding
- Keytrain math
- Reading Horizons
- TABE Academy Reading & Writing
- TABE Testing
- GED Testing

Work lines also play a big role in offering inmates' valuable hands on work skills. Some of the KCF work lines include janitorial, utility, and food services. KCF has a community service work line that provides landscape maintenance at the Pana'ewa Zoo several times a month and has volunteered as a Community Service Workline at the Hilo YMCA. The facility also has a daily community conservation work line that assists DLNR staff with projects in the Pu'u Maka'ala Natural Area Reserve.

KCF Hawaii Correctional Industries (HCI) allows inmates to strengthen their work skills and earn wages via contracts and agreements with our Department and other state agencies. KCF HCI employs inmates through an in-facility production plant and has started an outside work maintenance crew. The goal is to have all KCF inmates working, attending their required programs and extracurricular educational and training classes. KCF strives to facilitate a safe working environment in order to prepare inmates for furlough and re-entry into local communities. KCF maintains liaison with the Hawaii Community Correction Center Branch and other public and private agencies and groups to facilitate facility operations, programs and services, and continues in its efforts to build strong public relations.



The Kulani Correctional Facility has built relations with the Alala Restoration Project, who use acreage around the facility to reintroduce Hawai'i's native crow to the wild. They bring in forest builders who spread seeds of our native forest plants to help revitalize and restore our beautiful Hawaiian forests. These birds are native to Hawai'i and can't be found anywhere else on earth. Conservation agencies across Hawai'i Island have been working tirelessly for many years to protect and restore Hawaiian Forests that the Alala can call home and one of them surrounds KCF.



# Kulani Correctional Facility




**neon**  
Operated by Battelle



## The National Ecological Observatory Network (NEON)

Jim MacMahon  
Chairman, NEON Inc.,  
Board of Directors



Kulani Correctional Facility also helps to ensure NEON (National Ecological Observatory Network) can collect and provide open data from the field site that is located around our facility grounds to characterize and quantify how our nation's ecosystems are changing. The data that is collected will contribute to a better understanding and more accurate forecasting of how human activities impact ecology and how our society can more effectively address critical ecological questions and issues. The field sites that were chosen are strategically selected to represent different regions of vegetation, landforms, climate, and ecosystem

performance. In addition to data, samples and educational resources, NEON also serves as an infrastructure for Principal Investigator-driven research to advance understanding of ecological processes, The Smithsonian Institute.

Kulani Correctional Facility is currently undergoing a few large CIP projects to improve the operation of the facility. Operational Dormitory heater replacements which is a CIP project is pending the final inspection. The PREA camera system is currently being installed.



We have had an addition of 2 New large capacity transport vans and have 2 more vans that are currently on order.

The KCF Water System is undergoing review. KCF relies on its existing Rainfall catchment basin and butyl/reservoir, supplemented by hauling water. Other additional water sources are under consultation.

The garage at Kulani Correctional Facility was wrecked during a hurricane late last year, and work to repair it is currently underway.



Future projects include expansion of the Kulani Correctional Facility Agriculture Operation to include a full-time agricultural management position and equipment and a Domestic Violence Intervention (DVI) Pilot Project, which is a collaborative effort between PSD and the County of Hawaii, Office of the Prosecuting Attorney's Office, and the private sector volunteers.





The Women's Community Correctional Center (WCCC) is the only all female facility in Hawaii, providing for the care and custody of female sentenced felons. WCCC provides for a wide range of services including medical and mental health, diagnostic evaluations, counseling, work opportunity, education, Substance Abuse Treatment, community services and resocialization/work furlough privileges.

The facility is comprised of four (4) structures; Olomana, Kaala, Maunawili and Ahiki Cottages. Every cottage operates in accordance with specific program and classification levels. The facility is operated on the foundation of a Trauma Informed Care. The Trauma Informed Care Initiative (TICI) in partnership with PSD Mental Health, University of Hawaii Social Science Research Institute and funded by the Office of Hawaiian Affairs (OHA), Hawaii State Mental Health Transformation State Incentive Grant (MHT SIG) project and the National Center for Trauma-Informed Care (NCTIC). A trauma informed framework is one way to create a supportive & comprehensively integrated environment that provides opportunities for many to contribute what they have for a common goal. This also creates an appropriate environment for understanding some of the core issues at the root of an offender's beliefs and behaviors. In a snapshot, trauma-informed care can best be defined and described through the acronym SPACE.

**S = Staff and Offender Training – annually and consistent**  
**P = Programs – Interconnect of varying modalities.**  
**A = Administration – Set values and attitude tone for staff**  
**C = Case Management – The guiding force**  
**E = Environment – an appreciation for all things.**

The planning of this project to implement trauma-informed care at WCCC was conceptualized by its staff as part of the vision to create a community of change and well-being at WCCC. WCCC staff envisioned WCCC as a place to learn how to live a forgiven life, a place that nurtures change within the individual, family, and community, and serves to reduce recidivism.

By embracing a trauma-informed framework for their efforts to transform the correctional environment into a place of change, the WCCC leadership and staff have added value to the many existing programs at the prison that are helping women recover from trauma, substance abuse issues, and mental health problems. The resources available to women at WCCC include the following:

## **HEALTHCARE**

The WCCC Health Care Unit (HCU) serves the on-site general population as well as the WCCC furloughees (Project Bridge) and inmates who are in contracted furlough beds at Fernhurst YWCA. For the past 11 years the HCU has initiated and sponsored a very helpful, healthful, educational and productive health fair for the women. Aside from the exhibits, brochures and handouts, the inmates were intellectually stimulated with various interactive activities. Some of the notable participants included the Waikiki Health Center, Waimanalo Health Center and Waianae Comprehensive Community Health Center.

Of special consideration and notation, WCCC's HCU once again attained accreditation from the National Commission on Correctional Health Care (NCCCHC) in April 2019. This accreditation will last for two years and legitimizes and validates the quality, fortitude and dedicated level of care provided by our health care providers.

## **MENTAL HEALTH UNIT**

WCCC Mental Health staff offers services to all offenders, both in general population and women in the acute mental health population. Services include mental health screening and evaluation, treatment in the form of crisis intervention, therapy, psycho-education, and discharge planning. Women in need of psychiatric services are referred to the psychiatrist consultation and medication management.

WCCC Mental Health staff continue to work with United Self Help with discharge planning for the population. Acute mental health programming includes Thinking Errors which teaches women self-awareness and problem-solving skills by looking at their thoughts, feelings and actions.

## **SUBSTANCE ABUSE TREATMENT**

There are three levels of substance abuse programming available to the women at WCCC: outpatient (ATS), intensive outpatient (RDAP) and a residential/therapeutic community (Hina Mauka-Ke Alaula). These program services include assessment and treatment planning, structured group education, individual counseling and aftercare. The women that participate in substance abuse treatment engage in therapeutic experiences, recovery education, fostering responsibility, accountability and life skills that will empower them to re-enter the community and make healthy and productive choices as drug-free adults.

## **TRANSITIONAL PROGRAMS**

### **Project Bridge**

Project Bridge is a 15 bed work furlough program that is run out of WCCC. While in Project Bridge, the women receive individual counseling, family therapy, and pre-employment counseling through community partners such as Goodwill etc. Those in Project Bridge are able to secure and maintain gainful employment and begin their reintegration back into the community.

### **YWCA Fernhurst—Ka Hale Ho'ala Hou No Na Wahine**

The YWCA is a contracted 23 bed work furlough program for female offenders that is

---



# Women's Community Correctional Center

located at the YWCA Fernhurst. While in the YWCA work furlough program, the women receive employment readiness and pre-employment assistance through Goodwill and other community partners. They participate in life skills courses (money management, healthy relationships, etc.) and computer classes. In addition the women are required to complete a minimum of eight (8) hours of community service a month.

## LIBRARY

The PSD Library Services continues to provide opportunities for the women to participate in the nationally known program "READ TO ME". This program provides incarcerated women an opportunity to reconnect with their children by recording themselves reading children's books on audiotapes. The tapes are screened and then mailed with the books to the children.

In a partnership with Pu'a Foundation and Awaiaulu, PSD Library Services have provided computers for the women to participate in a community-based transcribing program called Ike Ko'o Ko'a. The women are transcribing Hawaiian newspapers written between 1834 and 1948 that have been photocopied. Their transcription is then uploaded into a database maintained by Awaiaulu to be offered on the Internet for research purposes. There are over 60,000 pages that need to be transcribed with about 25 women participating.



## EDUCATION

Lack of education and job skills are huge barriers to successful community reentry for women leaving prison. WCCC addresses these needs by providing GED classes, educational classes and a range of vocational training programs. Some of the classes provided through WCCC's education unit include, but are not limited to, Academic and Career Planning, Domestic Violence (Ho'oi kai'ka), Flower Arrangement, Microsoft Computer Class, Introduction to College Skills, Keyboarding, Beginning and Advanced Ukulele and Toastmaster's, Women in Need, Lifestyles for Women and Read to Me. Through a partnership with Kapiolani Community College (KCC), several college credited courses in Culinary Arts are offered to the women at WCCC. In order to participate in these courses, students must have their high school diploma or GED.

## FAITH BASED/CHAPEL

The women in WCCC are provided with the opportunity to practice their religious beliefs in the Chapel and other locations within the facility during the week. Every effort is made by the facility and facility Chaplain to accommodate the religious needs of the inmate population via group meetings, one-on-one counseling and church services.



# Women's Community Correctional Center



## Total Life Recovery (TLR)

The Total Life Recovery (TLR) program is a voluntary faith-based program that follows the curriculum of the Genesis Process and is operated by trained volunteers from many religious denominations. TLR provides classes in co-dependency, finances, time management, trauma, domestic violence, parenting, social skills, family relationships



and career planning.



# Women's Community Correctional Center

## COMMUNITY SERVICES



WCCC continues to change the public perception of female offenders through its community work lines. These work lines allow the public to see a rare side of female offenders and provides opportunity for social interaction, which is a positive first step for transition for the women offenders. Through partnership with the Lanikai Kailua Outdoor Circle (LKOC) the women of WCCC provide road and ground maintenance to the following areas in the town of Kailua, Lanikai Beach Park, Pohakupu Park and the Kailua Corridor. In addition with LKOC and Ahahui Malama I Ka Lokahi (AML) the women maintain the following areas of the Kawainui Marsh, Ulupo Heiau, Kaha Park, Napohaku. The women have also learned how to build and operate a hydroponics operation. Though small by agricultural standards, the hydroponic set-up is large enough to sustain a constant and weekly supply of hydroponically grown lettuce for five Foodland supermarket chain locations. In addition, they are also learning and experimenting with other produce to try in this sustainable and environmentally friendly set-up. The ladies' horticultural skills are further sharpened and enhanced when their partners from the Garden Club of Honolulu come to the facility with their knowledge and guidance. Their focus is on non-edible, ornamental plants. The Kawinui Marsh provides a classroom of flora, fauna and Hawaiian Culture that is taught to the women by AML.

WCCC is further entrenched and committed through community service work line projects at Kapaa Quarry, Lanikai Beach, Saint Stephen's Seminary and through the Waimanalo Community Farming Project (the seminary and farming project are through the Pu'a Foundation), Hui Malama O Ke Kai, Huilua Fishpond, Waimanalo Beach Park, Special Olympics, Punchbowl and Veterans cemeteries, the Department of Forestry (6 locations in Kailua), Ben Parker Elementary, Castle High School, Puohala Elementary, Lanikai Elementary, Ahuimanu Elementary, Kapunahala Elementary, King Intermediate, Kaneohe Elementary, Lanakila Rehab Hospital, St. Francis Hospital and the Honolulu Zoo.

In a similar relationship between WCCC and the Pacific American Foundation (PAF) the women offenders are helping to restore the Waikalua Loko fishpond in Kaneohe Bay. PAF has provided cultural educational opportunities about the fishpond to the women offenders and their children by hosting an event that brought the two together.

# Women's Community Correctional Center

## ENVIRONMENT

Prisons are not generally warm and welcoming places; much has already been accomplished to make the buildings and grounds more inviting. For example, in many buildings, the typical institutional colors are gone, replaced by bright colors, murals, and paintings of the local Hawaiian flora and fauna done by WCCC artists. In a grassy yard, a large open-air pavilion with picnic tables was constructed by volunteers from the community, using donated materials; this provides space for programs that allow mothers to spend quality time with their children. Inmate work crews are clearing brush and landscaping parts of the grounds near a stream, creating an oasis of Native Hawaiian plants. WCCC next goal is to tear out a paved courtyard between living units and classrooms, replacing it with grass and gardens. In addition, WCCC is trying to reduce its carbon footprint by employing and deploying the use of goats to maintain the grounds. At present, they have four (4) dedicated goats to perform this task.

## RECREATION

The WCCC Recreation Unit provides a wide range of recreational programs and activities that empower the women to develop life changing attitudes and skills. Some of the recreational programs include: Solution Focus—Restorative Justice, Pre-Transition Class, and the Hawaiian Lecture Series as well as Band, Hula, and 'Olelo TV Video Production.

### **Kid's Day Events**

WCCC hosts up to 6 Kid's Day events a year with the help of community organizations such as Keiki O' Ka Aina, Wellspring Covenant Church, Pu'a Foundation, and the Catholic Diocese. During these events, children are able to spend time with their incarcerated mothers and enjoy activities, games and food. These events play a pivotal role in helping the children maintain their relationship with their parents, through their parent's incarceration period.





## Mainland and Federal Detention Center Branch



Under the general direction of the Institutions Division Administrator, the Mainland & FDC Branch (MB) has the responsibility to oversee and monitor the State contracts with private mainland prisons and the Hawaii Federal Detention Center (FDC) for the housing and care of Hawaii inmates. It must ensure that all terms of the contracts are upheld, enforced and that inmates are receiving appropriate treatment services.

The MB was established in October 2004 and its responsibilities have increased as this branch monitors approximately 1,308 inmates. Since its consolidation of its male inmates into Arizona in 2007, its out-of-state contract is worth approximately \$44 million. It's also responsible for approximately 200 inmates housed at FDC under an intergovernmental contract worth almost \$8 million per fiscal year.

While incarcerated in Out-of-State prisons, Hawaii inmates are able to participate in programs including:

- Residential Drug Abuse Program (Therapeutic Community Program – Level III);
- Residential Drug Abuse Program (Level II);
- AA/NA meetings;
- Educational Programs (Literacy, Basic Education, Pre-GED, GED);
- College Correspondence Courses;
- Cognitive Skills/Breaking Barriers;
- Anger/Stress Management;
- Prison to the Streets (Pre-Release preparation)
- Life Principles Program (Faith-based Unit);
- Carpe Diem Toastmasters;
- Vocational Programs (Electrical, Carpentry, Computers, and Plumbing);
- Toastmasters;
- Special Housing Incentive Program;
- Inmate work-lines (employs 2/3 of entire population);
- Second-Chance at Life: Greyhound Canine Program;
- Hula/Hawaiian Language Classes;
- Hobby Shop/Art Activities; and
- Music Program/Room.

In addition, the Native Hawaiian Religious practitioners observe the Makahiki season and Summer Solstice.



## Mainland and Federal Detention Center Branch

Saguaro Correctional Center is a program intensive facility. During the fiscal year 2019, there were 36 inmates that graduated with their GED degree.. Currently there are 22 inmates that are on their way to graduate with college degree. For the substance abuse therapeutic community program there were 116 graduates, substance abuse level 2 program graduated 54.



Saguaro offers the National Center for Construction Education and Research (NCCER) Certificates for Carpentry, Electrical & Plumbing vocational training. NCCER develops standardized construction and maintenance curriculum and assessments with portable credentials. These credentials are tracked through NCCER's Registry System that allows organization and companies to track the qualifications of their craft professionals and/or check the qualifications of possible new hires. For the fiscal year 2019, there were 36 inmates that attained the Carpentry NCCER certificate; 113 inmates that attained the Electrical certificate and 45 inmates that attained the Plumbing certificate. A total of 70 inmates attained the NCCER Core Curriculum certificate, 67 inmates attained the OSHA 10 certified and 48 inmates attained the OSHA 30 certified

Saguaro's Carpe Diem Toastmasters Club is one of the top 20 clubs in Arizona out of over 200. Since it was chartered in April 2010, no inmate who was a member of the Carpe Diem when leaving Saguaro has ever returned. Instead they have created new lives for themselves, with many success stories finding their way back to current members.

### **SAGUARO CORRECTIONAL CENTER – SCC (Eloy, AZ):**

As of 10/25/2019, SCC housed a total of 1,308 Hawaii male inmates. This facility serves as a program-intensive facility for general population inmates wanting to change their lives and prepares them to return to Hawaii to participate in reintegration programs. SCC also houses Hawaii's long-term segregation inmates in its Special Management Housing Unit and Lock-down Unit and provides this special population with basic program opportunities. SCC is the only facility to have video conferencing capabilities in each housing unit giving inmates every opportunity to participate in parole hearings with the Hawaii Paroling Authority and visits with loved ones on the weekends. SCC in conjunction with the Department's Law Library Services has installed 13 touch-screen kiosks in its 2 law libraries that are compatible with the computerized law library systems in Hawaii's correctional facilities.

The facility received its first accreditation by the American Correctional Association (ACA) in October 2008 scoring 100% on its mandatory and non-mandatory standards. The facility was recently re-accreditation in October 2017.



# Inmate Population Report

## DEPARTMENT OF PUBLIC SAFETY WEEKLY POPULATION REPORT

Date: June 24, 2019

| FAC.              | DESIGN<br>BED<br>CAP. | OPER.<br>BED<br>CAP. | HEAD COUNT ENDING     |      |     |               |     |                     |    |                |    |                  |     |                   |    |                 |   |              |    |              |     |
|-------------------|-----------------------|----------------------|-----------------------|------|-----|---------------|-----|---------------------|----|----------------|----|------------------|-----|-------------------|----|-----------------|---|--------------|----|--------------|-----|
|                   |                       |                      | TOT.                  | M    | F   | SENT.<br>FEL. |     | SENT.<br>FEL. PROB. |    | SENT.<br>MISD. |    | PRETRIAL<br>FEL. |     | PRETRIAL<br>MISD. |    | OTHER<br>JURIS. |   | PAR<br>VIOL. |    | PRB<br>VIOL. |     |
|                   |                       |                      |                       |      |     | M             | F   | M                   | F  | M              | F  | M                | F   | M                 | F  | M               | F | M            | F  | M            | F   |
| HCCC              | 206                   | 226                  | 393                   | 320  | 73  | 44            | 5   | 60                  | 16 | 21             | 4  | 113              | 28  | 21                | 6  | 2               |   | 14           | 3  | 45           | 11  |
| SNF               | 90                    | 132                  | 103                   | 103  | 0   | 103           |     |                     |    |                |    |                  |     |                   |    |                 |   |              |    |              |     |
| HMSF              | 496                   | 992                  | 673                   | 673  | 0   | 99            |     | 4                   |    | 30             |    | 13               |     |                   |    |                 |   | 521          |    | 6            |     |
| KCCC              | 110                   | 128                  | 169                   | 143  | 26  | 43            | 6   | 26                  | 6  | 19             | 4  | 37               | 7   | 9                 | 3  | 0               | 0 | 2            | 0  | 7            | 0   |
| KCF               | 200                   | 200                  | 150                   | 150  | 0   | 150           |     |                     |    |                |    |                  |     |                   |    |                 |   |              |    |              |     |
| MCCC              | 209                   | 301                  | 379                   | 312  | 67  | 51            | 6   | 21                  | 15 | 2              | 1  | 141              | 19  | 20                | 4  | 1               |   | 21           | 1  | 55           | 21  |
| OCCC              | 628                   | 954                  | 1251                  | 1069 | 182 | 140           |     | 111                 | 6  | 7              | 2  | 400              | 71  | 140               | 26 | 5               | 2 | 3            |    | 263          | 75  |
| WCCC              | 258                   | 260                  | 249                   | 0    | 249 |               | 184 |                     | 1  |                |    |                  | 2   |                   |    |                 |   |              | 62 |              |     |
| WCF               | 294                   | 334                  | 224                   | 224  | 0   | 167           |     |                     |    |                |    |                  |     |                   |    |                 |   | 57           |    |              |     |
| TOTAL             | 2491                  | 3527                 | 3591                  | 2994 | 597 | 797           | 201 | 222                 | 44 | 79             | 11 | 704              | 127 | 190               | 39 | 8               | 2 | 618          | 66 | 376          | 107 |
|                   |                       |                      | CONTRACTED FACILITIES |      |     |               |     |                     |    |                |    |                  |     |                   |    |                 |   |              |    |              |     |
|                   |                       |                      | TOT.                  | M    | F   | SF            |     | SFP                 |    | SM             |    | PTF              |     | PTM               |    | OJ              |   | PARV         |    | PRBV         |     |
|                   |                       |                      |                       |      |     | M             | F   | M                   | F  | M              | F  | M                | F   | M                 | F  | M               | F | M            | F  | M            | F   |
| RED ROCK CC, AZ   |                       |                      | 0                     | 0    | 0   |               |     |                     |    |                |    |                  |     |                   |    |                 |   |              |    |              |     |
| SAGUARO CC, AZ    |                       |                      | 1442                  | 1442 | 0   | 1351          |     |                     |    |                |    |                  |     |                   |    |                 |   | 91           |    |              |     |
| FEDERAL DET. CTR. |                       |                      | 167                   | 157  | 10  | 2             |     | 14                  |    | 11             | 2  | 6                | 1   | 4                 |    |                 | 1 |              |    | 120          | 6   |
| TOTAL             |                       |                      | 1609                  | 1599 | 10  | 1353          | 0   | 14                  | 0  | 11             | 2  | 6                | 1   | 4                 | 0  | 0               | 1 | 91           | 0  | 120          | 6   |

## DEPARTMENT OF PUBLIC SAFETY WEEKLY POPULATION REPORT

Date: June 25, 2018

| FAC.              | DESIGN<br>BED<br>CAP. | OPER.<br>BED<br>CAP. | HEAD COUNT ENDING     |      |     |               |     |                     |    |                |    |                  |     |                   |    |                 |   |              |    |              |    |
|-------------------|-----------------------|----------------------|-----------------------|------|-----|---------------|-----|---------------------|----|----------------|----|------------------|-----|-------------------|----|-----------------|---|--------------|----|--------------|----|
|                   |                       |                      | TOT.                  | M    | F   | SENT.<br>FEL. |     | SENT.<br>FEL. PROB. |    | SENT.<br>MISD. |    | PRETRIAL<br>FEL. |     | PRETRIAL<br>MISD. |    | OTHER<br>JURIS. |   | PAR<br>VIOL. |    | PRB<br>VIOL. |    |
|                   |                       |                      |                       |      |     | M             | F   | M                   | F  | M              | F  | M                | F   | M                 | F  | M               | F | M            | F  | M            | F  |
| HCCC              | 206                   | 226                  | 446                   | 380  | 66  | 59            | 6   | 64                  | 8  | 23             | 6  | 128              | 28  | 37                | 5  | 4               |   | 15           | 1  | 50           | 12 |
| SNF               | 90                    | 132                  | 106                   | 106  | 0   | 106           |     |                     |    |                |    |                  |     |                   |    |                 |   |              |    |              |    |
| HMSF              | 496                   | 992                  | 612                   | 612  | 0   | 111           |     | 3                   |    | 30             |    | 6                |     |                   |    |                 |   | 459          |    | 3            |    |
| KCCC              | 110                   | 128                  | 206                   | 173  | 33  | 42            | 5   | 41                  | 5  | 16             | 4  | 52               | 14  | 12                | 4  |                 | 1 | 3            |    | 7            |    |
| KCF               | 200                   | 200                  | 137                   | 137  | 0   | 137           |     |                     |    |                |    |                  |     |                   |    |                 |   |              |    |              |    |
| MCCC              | 209                   | 301                  | 481                   | 398  | 83  | 57            | 4   | 52                  | 5  | 3              | 8  | 157              | 34  | 25                | 9  | 2               | 0 | 16           | 3  | 86           | 20 |
| OCCC              | 628                   | 954                  | 1181                  | 1049 | 132 | 174           |     | 159                 | 14 | 30             | 3  | 445              | 55  | 63                | 14 | 5               | 3 |              |    | 173          | 43 |
| WCCC              | 258                   | 260                  | 237                   | 0    | 237 |               | 164 |                     |    |                |    |                  | 3   |                   | 1  |                 |   |              | 55 |              | 14 |
| WCF               | 294                   | 334                  | 283                   | 283  | 0   | 231           |     |                     |    |                |    |                  |     |                   |    |                 |   | 52           |    |              |    |
| TOTAL             | 2491                  | 3527                 | 3689                  | 3138 | 551 | 917           | 179 | 319                 | 32 | 102            | 21 | 788              | 134 | 137               | 33 | 11              | 4 | 545          | 59 | 319          | 89 |
|                   |                       |                      | CONTRACTED FACILITIES |      |     |               |     |                     |    |                |    |                  |     |                   |    |                 |   |              |    |              |    |
|                   |                       |                      | TOT.                  | M    | F   | SF            |     | SFP                 |    | SM             |    | PTF              |     | PTM               |    | OJ              |   | PARV         |    | PRBV         |    |
|                   |                       |                      |                       |      |     | M             | F   | M                   | F  | M              | F  | M                | F   | M                 | F  | M               | F | M            | F  | M            | F  |
| RED ROCK CC, AZ   |                       |                      | 0                     | 0    | 0   |               |     |                     |    |                |    |                  |     |                   |    |                 |   |              |    |              |    |
| SAGUARO CC, AZ    |                       |                      | 1458                  | 1458 | 0   | 1353          |     |                     |    |                |    |                  |     |                   |    |                 |   | 105          |    |              |    |
| FEDERAL DET. CTR. |                       |                      | 141                   | 130  | 11  | 1             |     | 6                   | 2  | 4              | 2  | 5                | 1   | 3                 |    | 1               |   | 9            |    | 101          | 6  |
| TOTAL             |                       |                      | 1599                  | 1588 | 11  | 1354          | 0   | 6                   | 2  | 4              | 2  | 5                | 1   | 3                 | 0  | 1               | 0 | 114          | 0  | 101          | 6  |



## Corrections Program Services Division

The Corrections Program Services Division (CPSD) is responsible for implementing and monitoring correctional programs aimed at providing offenders within Hawaii's correctional institution with education, nutrition, religion, substance abuse treatment, sex offender treatment, work force development, and pro-social development. CPSD is committed towards the provision of evidence-based programs that address identified problematic areas of incarcerated offenders, or programs that are constitutionally required.

The division is composed of administration, two (2) offices (Sex Offender Treatment and Sex Offender Management Team), and five (5) branches that provide services statewide: Education, Food Service, Library, Substance Abuse Treatment, and Volunteer/Religious Services.



The Corrections Program Services - Education (CPS-E) Branch provides learning opportunities for incarcerated adults through a holistic, Integrated **B**asic **E**ducation **S**kills **T**echnical Training program that focuses on preparing inmates with marketable skills in preparation for transition and re-entry of adult offenders into the community life.

The CPS-E goal is to foster and maintain a commitment to educational excellence. CPS-E works toward maintaining a continuum of services that provide consistency in the development of the whole person throughout the period of incarceration.

CPS-E also strives to effect change based on a balanced education within the areas of academic learning, career and technical training, cultural understanding, and personal development. In addition, CPS-E strives to build and create a network of coordinated services involving people within the institution as well as those in the government, community, non-profit and volunteer agencies. Specific agencies and organizations include the following: Hawaii Department of Education (HIDOE) - Adult Education (McKinley Community School for Adults-Moanalua Campus) and the Office of Curriculum, Instruction and Student Support (Title I and Special Education Programs); Office of the State Director of Career and Technical Education; the Workforce Innovation and Opportunity Act (WIOA) Stakeholders: HIDOE, DLIR, DVR; and University of Hawaii Community Colleges: Hawaii Community College, Honolulu Community College, Kapiolani Community College, Leeward Community College, and Maui Community College. It has also developed partnerships with *non-profit* as well as *for profit* organizations: Read to Me International-Hawaii Chapter, Hawaii Council for the Humanities, YWCA (Hilo), Prosecutor's Office (Hilo), Hawaii Literacy, Keiki O Ka Aina, Kamehameha Schools, Waimanalo Youth Build and Oceanit, Inc.

The CPS-E monitors and collaborates with Core Civics' Saguaro Correctional Center (SCC) to ensure that Hawai'i's offenders receive a quality education that meets Hawai'i's adult education standard. Student enrollment and academic, career, and technical education gains are monitored through an internet-based student management system. CPS-E's reports include totals from both Hawai'i and Mainland facilities.

The unduplicated student count for FY 2019 is 3,076. For FY 2019, the highest number of inmates that the Corrections Division had is 5,477. For this reporting period, CPS-E served 56% of the total population.

### EDUCATION PROGRAMS

**Adult Literacy Classes**—CPS-E gives emphasis on training and education for inmates who do not have high school or high school equivalency diplomas. These classes are conducted by Corrections Education Specialists and by contract instructors through the Hawaii Department of Education—Adult Community School, particularly the McKinley Community School for Adults-Moanalua Campus.

**High School Equivalency Program**—CPS-E offers two high school diploma equivalency programs: (1) the General Education Development (GED) program and (2) the High School Equivalency Test (HiSET) program. The GED requires computerized testing and is being offered in prisons. SCC also offers GED testing. HiSET is offered in jails, however, the test is administered in prisons for those who had taken partial HiSET testing in other facilities.



## Education Program Services

For FY 2019, the CPS-E has a total of 67 high school equivalency diploma recipients (64 GED and 3 HiSET graduates).

**Career and Technical Education (CTE)**—CPS-E has continued to strengthen its CTE program. It has active partnerships with the University of Hawaii Community Colleges, Workforce Development/Office of Continuing Education as well as the Office of the State Director of Career and Technical Education.

Classes that have been offered include NCCER (National Center for Construction Education and Research) Core Curriculum, Carpentry, Electrical and Plumbing. The aforementioned programs provide NCCER certification for those who complete and pass the courses. Participants who complete and pass the courses delivered by the community colleges are issued Certificate of Professional Development. The training programs include Computer Basics, Construction Trades, Culinary Arts, Food Safety and Sanitation, Forklift Operator Training, Small-Engine Repair, and Sustainable Agriculture-Food Production.

The following new training programs have been added: Community Health Worker, Diesel Mechanic, Graphic Designs, IT Fundamentals, Poultry Egg Production, and Welding.

For FY 2019, the following are number of inmates who completed CTE programs

### **Saguaro Correctional Center (SCC) -Eloy, AZ**

|                             |            |
|-----------------------------|------------|
| Electrical—Level 1          | 14         |
| Carpentry—Cabinet-making    | 14         |
| Computer skills—Keyboarding | 46         |
| Microsoft Office— Intro to  | 23         |
| OSHA Safety                 | 41         |
| <b>SCC Enrollment Total</b> | <b>138</b> |

### **Halawa Correctional Facility (HCF)**

|                                  |            |
|----------------------------------|------------|
| Applied Construction Math        | 31         |
| Altino Cars—Coding               | 32         |
| Microsoft Office Specialist 2016 | 38         |
| Edmentum/Plato—basic courses     | 72         |
| <b>HCF Enrollment Total</b>      | <b>171</b> |

### **Kulani Correctional Facility (KCF)**

|                             |            |
|-----------------------------|------------|
| Computer Basics             | 46         |
| Electrical Level 1          | 22         |
| Construction Methods        | 96         |
| Plumbing Level 1            | 20         |
| Automobile Repair Basic     | 39         |
| Sustainable Crop Production | 73         |
| Welding                     | 22         |
| <b>KCF Enrollment Total</b> | <b>318</b> |

### **Waiawa Correctional Facility (WCF)**

|                                  |           |
|----------------------------------|-----------|
| Employment Training (Goodwill)   | 34        |
| Explorations                     | 20        |
| Microsoft Office Specialist 2016 | 23        |
| Edmentum/Plato                   | 6         |
| <b>WCF Enrollment Total</b>      | <b>83</b> |



## Education Program Services

---

### **Maui Community Correctional Center (MCCC)**

|                              |           |
|------------------------------|-----------|
| Building Maintenance         | 16        |
| Culinary Arts                | 17        |
| <b>MCCC Enrollment Total</b> | <b>33</b> |

### **Women's Community Correctional Center (WCCC)**

|                                  |           |
|----------------------------------|-----------|
| Core Curriculum                  | 14        |
| Culinary Arts                    |           |
| Intro to Culinary                | 8         |
| Food Safety & Sanitation         | 12        |
| Fundamentals of Cookery          | 8         |
| Intermediate Cookery             | 6         |
| Keytrain                         | 17        |
| Microsoft Office Specialist 2013 | 5         |
| Microsoft Office Specialist 2016 | 18        |
| <b>WCCC Enrollment Total</b>     | <b>88</b> |

**Total Class Enrollment                      833 Students**

**Post-Secondary Program**—KCF in partnership with Hawaii Community College, Workforce Development, and Continuing Education offers the following courses: Sustainable Horticulture, Introduction to Ho'oponopono, English 100, and Introduction to Philosophy. Inmates need to enroll in Hawaii Community College when they are released or when they go to work furlough to be able to receive the college credits for the courses completed while at KCF.

At WCCC, Kapiolani Community College has been offering college credit classes. Students can earn 13 college credits upon completing the four Culinary Arts courses offered in the facility. The Windward Community College is also offering college classes at the facility. These classes are funded by the U.S. Department of Education Title III Pu'uhonua: Places of Sanctuary Grant for At-Risk Individuals.

SCC offers correspondence college classes through Rio Salado College in Arizona. The student usually pays for the first two classes, then the college starts offering scholarships. For every two courses that an inmate enrolls in, the college pays for one course as long as the student meets the requirement.

**Personal Development Program**— Training courses include (but not limited to) the following: Arts and Crafts, Cognitive Skills, Creative Writing, Great Courses, Haku Mo'olelo, Languages, Life Skills; Money Skills, Parenting/Read to Me, Plato Career Skill Building, Yoga, Toastmasters, Guitar/Ukulele, Victim Impact, and Yoga **Transition Services** were introduced in the program. Halawa Community Facility offers Explorations, KCF offers Ke Ala Hou Re-entry Program, WCCC has Women in Transition, and Waiawa Correctional Facility offers Explorations. Participants may be referred to statewide re-entry services provided by the Goodwill Industries, Inc.

**Transition Services** were introduced in the program. HCF offers Explorations, KCF offers Ke Ala Hou Re-entry Program, WCCC has Women in Transition, and WCF offers Explorations. Participants may be referred to statewide reentry services provided by the Goodwill Industries, Inc. through the case managers.

### **TECHNOLOGY IN CORRECTIONS EDUCATION**

Besides GED testing that requires the use of computers, more and more training courses are

---





## Education Program Services

computer-based and/or web-based. Many courses are online and are accessible to the inmates, under staff supervision, through the CPS-E controlled white list.

In FY 2019, CPS-E purchased new servers to increase capacity and add more applications to be used for training purposes and expand the system to support more users at all correctional facilities. It acquired additional 21 all-in-one desktops used for instructional and training purposes.

### STAFF DEVELOPMENT

CPSE continues to support professional development training such as AHA First Aid and CPR, Coaching, Corrections Familiarization Training, Ethics and Professionalism, Fire Safety and Prevention, Five Behaviors of a Cohesive Team, Leading Change, Mental Health, Preventing and Controlling Hepatitis A in Jails and Prisons, PREA, Standards of Conduct, Suicide Detection & Prevention, Workplace Violence Program, and CEA Key to Successful Transitions and Promising Futures. CPS-E staff will also collaborate on the rebuilding and implementation of its newly upgraded data system—the Student Management System (SMS) 2.0.

See Attachment B for the full Inventory of Reentry Services for Offenders.



## Education Programs

### **Integrated Basic Education Skills Technical Training (IBESTT)**

#### **PATHWAY: NATURAL RESOURCES**

Occupational Cluster: Agriculture

Occupational Concentration:

- Plant Science
- Biotechnology
- Forest Industry/Agroforestry
- Soil Science
- Aquaculture
- Animal Science

### **BUSINESS**

Occupational Cluster: Marketing

Occupational Concentration:

- Advertising
- Distribution
- Retail Merchandising
- Sales

### **PUBLIC AND HUMAN SERVICES**

Occupational Cluster: Service and Hospitality

Occupational concentrations:

- Culinary

### **INDUSTRIAL AND ENGINEERING TECHNOLOGY**

Occupational Cluster: Electronics and Computer systems

Occupational Concentration:

- Computer Technology
- Systems Analysis
- Programming Electronics

Occupational Cluster: Building and Construction

Occupational Concentrations:

- Plumbing (commercial)
- Carpentry
- Electrical

### **ELECTIVES**

- Life Skills
- Self Development
- Hawaiian Studies
- Parenting
- Hawaiian Language
- Yoga
- Hula
- Toastmasters

### **Developmental Courses**

- Key Train
- TABE Academy

### **Special Programs**

- Title I
- Special Education
- ESL
- Tutor Training and Peer Tutorials

### **High School Equivalency**

- GED and HiSET

# Food Services



The Correction Program Service, Food Services Branch (FSB) prepares and serves approximately 381,000 meals per month in eight (8) correctional facilities statewide.

The FSB is funded for 104 full-time positions to provide meals for inmates and Adult Correctional Officers (ACO). The FSB Administrative Office is responsible for the standardization of all Food Service Units (FSUs); manage the business affairs and activities in accordance with department policies, Federal, and State nutrition and sanitation guidelines. Each FSU is managed by an Institutional Food Service Manager, responsible for the overall administrative and operational duties of the unit. They ensure policies, procedures, bargaining agreements and regulations are followed, and conduct in-service and/or requests formal trainings for all subordinate employees. An independent Certified Dietitian updates the 5-week menu cycle every six (6)-months in compliance with the National Commission of Correctional Health Care (NCCHC) for the Department's Health Care Unit, and annually by department policy. The 5-week cycle menu follows the USDA MyPlate guidelines for nutrition, Dietary Reference Intakes (DRI), and/or Recommended Daily Allowances (RDA) for the demographics and activity-level of inmates incarcerated in the facilities. The FSU offers an Alternative Vegetarian and Non-Pork (AVNP) meal to accommodate inmates' choices for health and/or religious meal preferences. All religious diet requests are approved for the AVNP meal to address diversity of religions and health preferences. The Religious Land Use and Institutionalized Persons Act (RLUIPA), protects and ensures an inmate's First Amendment right of Freedom of Choice within the penological system. The AVNP meals effectively reduces the high-cost of pre-packaged meals, meets religious requests in the least restrictive means, and saves a substantial amount of financial and staffing resources.

The Correction Program Service, Food Services Branch (FSB) employs approximately 390 inmates/work-line and provides On-The-Job training in areas of basic culinary skills, knowledge and principles of sanitation, nutrition, and safe food handling. Proper sanitation and operational processes are taught to inmates with hopes of obtaining gainful employment upon released to the community. Women inmates are offered culinary arts education through collaboration with the Correctional Program Services, Education Branch and the Kapiolani Community College, Culinary Department. Culinary education programs provide women inmates training in multiple disciplines within the food service industry. Successful completion of requisite courses by inmates assures basic culinary skills, knowledge, and a certificate in food handling and preparation. Efforts to develop and establish a culinary program through the division's Education Branch at the Halawa and Waiawa Correctional Facilities are ongoing.

The Food Service Branch works with the Waiawa Correctional Facility (WCF) and Kulani Correctional facility Farm Program (FP) by procuring or serving harvested produce prepared in the FSUs. Inmates learn to propagate a variety of produce, which are consumed by the inmate population, with hopes of giving them a sense of pride, ownership, and purpose.

## Food Services

The Correction Program Service (CPS), Food Service Units (FSU) follows a 5-week cycle menu based on average demographics and sedentary activity level of the average inmate. In addition to serving General Population meals, the FSB and its staff prepares and serves an estimated 2000 AVNP and therapeutic meals daily. The FSB has steadily experienced an increase of medically prescribed diets due to an aging prison population and increasing numbers of unhealthy inmates entering the prison population. Substance abuse, poor eating habits, homelessness, and other health and lifestyle-related habits are factors leading to increases of therapeutic diets. Prescribed Therapeutic meals include low-sodium, renal, and diabetic among others, which places additional pressures on management and subordinate staff to accurately prepare deviated meals. The FSB 5-week cycle menu will focus on locally grown produce, not only in support of the Governor's Aina Pono, Hawaii Farm to State initiative, but to increase healthy options and provide more variety of locally grown/caught foods such as papaya, taro leaves, poi, melons, potatoes, carrots, onions, and marlin (also known as Kajiki).



The Correction Program Services (CPS), Food Service Branch continues to face operational challenges and budgetary pressures directly associated with foreign embargos and the "Domino" effect leading to increased food costs, shipping, and replacement of aging equipment. FSB (FY'19) Repair & Maintenance expenditures exceeded \$380,000.00 for ongoing repairs and maintenance to aging kitchen equipment (vent hood systems, refrigeration units, cooling tower, etc.) challenges the FSB management team to find ways to cut costs and waste. Increases in salary (A-Fund) expenditures due to staffing shortages associated with illness, vacation, workman's compensation, and family leave is an ongoing challenge. Recruitment of all vacant positions are aggressively addressed through collaboration with PERS/STS, however, the recruitment and placement process related to qualifications and security clearance is very long: Processes to quickly expedite clearance and placement of selected applicants is important to address and avoid low employee morale and/or "Burn-out".

The FSB will continue to address fiscal accountability through cost-saving initiatives by focusing on efficiencies such as; food waste, over-production, proper cooking techniques, and maximizing yields. The FSB is developing supervisors and subordinate employees, striving for individual accountability and professionalism. Personal development goals are tied to promotional opportunities by demonstrating effective management, supervision, budgeting, nutrition, sanitation practices, cooking techniques, and interpersonal skills.

## Library Services



The library services continues to provide “access to the courts” for the legal litigants of the incarcerated population, and law library continues to be the main part of the library services.

In addition to the Law Library, all the libraries have inventory of recreational books fully accessible to the inmates on a daily basis. The books are a combination of fiction and non-fiction books that can be checked out by prison population as a regular public library with check out dates and due dates.

**The Law Library:** An integral part of the Law Library is the presence of the Nexis-Lexis stand-alone kiosks in all the libraries. The kiosk system is maintained and updated on a regular basis by the distributor Touchsonic Inc. The library services have subscribed to the kiosk services for a number of years and is available in the libraries, and in a number of prisons also in the living units. Halawa CF has eight (8) kiosks with two (2) in the library and six (6) others spread out to the living units in the Special Needs Facility (SNF), and the Special Holding Units (segregation units) in both HMSF and SNF. The Women’s Facility (WCCC) provides four (4) kiosks to the living units and one (1) in the library unit. The pretrial prison OCCC have two (2) kiosks in the library. HCCC holds three (3) kiosks for library and some of the living units. KCF, KCCC, MCCC, and WCF have one (1) kiosk each, stationed in their respective libraries. The libraries with the highest volume litigants do have the most kiosks but we may, sometimes, shuffle the kiosks around to the different facilities depending of high or low usage. The advantage of having kiosks in the living units is the inmates can be scheduled seven (7) days a week regardless of holidays or weekends, and decrease the movements from the living units to the library which helps the facility in times of security staff shortage.

The Law Library does not only consist of the kiosks, we do schedule the inmates to the Law Library. As soon as the inmates put in the requests we accommodate them with a minimum of three (3) hours a week, set forth in P&P 12.02, and in the Federal Case *Martinez v. Espinas*. We try hard to accommodate the docketed inmates with six (6) hours a week when there is place for them. The Law Library is the place where the inmates can acquire legal forms, copying, use typewriters, and read the legal books available to them.

The combination of the kiosks and access to the Law Library have decreased the legal litigation against the facilities and the PSD over the years. The kiosks have significantly saved space in libraries and with the frequent updates keeps the inmates informed about changes in the Hawaii Court system.

**Recreational Library:** For the inmates who does not use the Law Library too often we have the Recreational Library which provides the incarcerated with some leisurely, but also educational past time. We try to incorporate more than the usual book selections for the inmates. The Read-To-Me program has been a consistent feature of WCF and





## Library Services

---

WCCC libraries, and as of July 2018 expanded to MCCC. The inmate signs up for the program where they read children's' books into small cassette players which is converted onto CD's that are shipped to inmates' children. The RTM program under the direction of Ms. Kara Kusunoki provide the books and cassettes, while the library program provide the envelopes and postage.

Another program, in cooperation with the Hawaiian community, and which has been ongoing for some years is the Hawaiian newspaper transcription project the "Ike Kuo Koa", where a number of the female inmates at WCCC are involved transcribing old Hawaiian newspapers into a digital format. Other libraries such as MCCC provide the inmates with art supplies, where the inmates can exercise some forms of artistic creativity. Recreational books comes mainly through our own purchases, we are fortunate enough through CPS to maintain a stable purchasing budget; magazines comes from donations including friends of the library, church groups, civic groups and private citizens; the libraries do not turn down anything, and welcome the public participation of book donations. Lastly, we have over the last two years maintained a close cooperation with the University of Hawaii Community Outreach program which offer the libraries a variety of cultural programs such as:

(Niall DaBurca Irish story teller performing at KCF & WCF in November 2018)



There has  
vacancies in

As of November 2018 we are trying to recruit for the KCF library vacancy, another anticipated vacancy will be MCCC library in May 2019. Also, we are again trying to get the legislature to re-establish the librarian vacancy at HCCC which was abolished in 2004.

been a number of  
Library Services.



## Substance Abuse Treatment Services

---

The mission of the Substance Abuse Treatment Services Branch is to reduce recidivism by providing current, evidence-based interventions that address both substance abuse and criminality of offenders under our jurisdiction, so they may become an asset to themselves, their families, and their communities. Their vision is to release offenders who are pro-social, contributing members of their families and their communities.

The Substance Abuse Treatment Services Branch provides screening, assessment, outpatient, intensive outpatient, residential, continuing care, and reentry services for sentenced felons who have been diagnosed with substance use disorders. Substance use along with criminal thinking and behavior are addressed in each level of treatment. Treatment is provided by in-facility staff and contracted private providers.

In conjunction with evidence based practices, the Department uses the Level of Supervision Inventory – Revised (LSI-R) as a screening instrument to help predict the level of risk for re-offending an individual poses. The LSI-R is used along with the Adult Substance Use Survey (ASUS). The ASUS is used to determine if an individual may have needs relating to substance use. The Total score from the LSI-R and the Disrupt score from the ASUS are combined to indicate a recommended treatment level or RTL to effectively address the *Risk, Need, and Responsivity (RNR)* of the offender. The Risk and Need of an offender is directly related to the dosage, duration and intensity of treatment; Responsivity. Assessment results indicating a need for treatment services will place offenders into one of the following treatment modalities:

**Outpatient** substance abuse treatment (OPS) is offered at the Halawa, Waiawa and Kulani Correctional Facilities, the Women's, Maui and Kauai Community Correctional Centers, as well as the Saguaro Correctional Center in Arizona. Outpatient programming is a cognitive-behaviorally based treatment component that meets up to two times a week for up to 3 hours per session. Most cohorts are completed within a four to six-month period with a range of 40 – 80 hours of service.

The curriculum utilized varies slightly from facility to facility, but for the majority of programming the curriculum is developed by the Change Company and is evidenced based. Each unit or *Interactive Journal* is modular in design and does not rely on linear implementation. Outpatient services are best matched to inmates who are at *lower risk of criminal conduct* and have *low* needs, meeting the diagnostic criteria for mild to moderate substance use disorders, meaning individuals have had minimal disruption in their psychosocial or vocational functioning due to substance use/abuse.

**Intensive Outpatient** substance use treatment (IOP) is provided for offenders at the Halawa Correctional Facility and the Women's Community Correctional Center through the Department of Public Safety's Purchase of Service Contracting. Civil-Service staff at both the Waiawa and Kulani Correctional Facilities operate the Intensive Outpatient programs.

IOP consists of groups that meet up four times per week, lasting up to three hours per group session. Most cohorts are completed within a nine-month period and range from 100 to 150 hours. The IOP program also utilizes the Change Companies' evidence based, cognitive-behavioral interactive journaling curriculum to address offender substance use and criminal thinking needs. Each group is a modified open-ended group with a targeted maximum of 15 participants per group. Intensive Outpatient services are best matched to inmates who are at *moderate risk of re-offending* and *moderate to high* needs, meeting the diagnostic criteria for moderate to high substance use disorders, meaning individuals have had moderate to high disruption in their psychosocial or vocational functioning due to substance use/abuse. Assessment and treatment planning, individual counseling on family

---


# Substance Abuse Treatment Services

issues, and continuing care services are available for each participant.

**Intensive Residential Treatment** (IRT- IOP within a Therapeutic Community) is available for offenders housed at the Saguaro Correctional Center (SCC) in Arizona. Services offered through the IRT program are similarly structured to IOP services in scope. The only significant difference is that modality in which the program is administered and facilitated.

The IRT program is facilitated in a Therapeutic Community (TC) setting. A mainstay of a TC is the separation of the treatment program from the possible negative influences of the general population within a prison setting. The IRT/TC participants are separated from the general population and have built-in routines and responsibilities that are a large part of the treatment process which are paired with the groups and individual sessions traditionally found in the IOP programs offered within PSD. The groups meet up five times per week. Most cohorts are completed within a nine-month period ranging at least 200 hours. This modality of services are best matched to inmates who are at *moderate risk of re-offending* and *moderate to high* needs, meeting the diagnostic criteria for moderate to high substance use disorders, meaning individuals have had moderate to high disruption in their psychosocial or vocational functioning due to substance use/abuse. Assessment and treatment planning, individual counseling on family issues, and continuing care services are available for each participant.

**Residential** Substance abuse treatment provides intensive long-term residential treatment utilizing the Therapeutic Community model. Most cohorts are completed within a twelve-month period ranging from 300+ hours. However, for more complex cases, programming may be extended. Residential programming is best matched for offenders that score as being high-risk for re-offending and have moderate to high needs for substance use/abuse treatment. In the therapeutic community model, Cognitive-Behavioral Treatment and Social Learning Theory are combined to address criminal thinking and behavior. The inmates work through all interactive journals of the Residential Drug Abuse Program (RDAP) curriculum developed by the Change Companies. An emphasis is placed on role modeling, role playing, and skill building. As the TC residents live and work together separated from the general population, they hold each other accountable to practice recovery skills and change their criminal thinking and behavior under the rational authority of staff.



The Department has two therapeutic communities currently in operation, KASHBOX at Waiawa Correctional Facility, and Ke Alaula at Women's Community Correctional Center.

KASHBOX (Knowledge, Attitudes, Skills, Habits, Behaviors, Opinions, and X factor) is operated by Department staff and has the capacity for 52 inmates. Ke Alaula is operated by Hina Mauka through a contract with the Department and has capacity for 50 female offenders. KASHBOX program continues the use of evidence-based practices. A KASHBOX Program Manual was created to ensure compliance with the Corrections Program Checklist, an instrument that measures compliance with evidence-based practices for offender programs.



## Substance Abuse Treatment Services

---

A KASHBOX Curriculum and Lesson Plan manual continues to be utilized based on the Residential Drug Abuse Program curriculum and marries it to specific daily lesson plans. Each lesson plan has a scheduled period for homework review, introduction of the lesson for the day, role modeling of the skills taught, and practice sessions for those skills.


A Participant Workbook is provided to each inmate in the program and to help them understand what their substance abuse diagnosis, their top 3 criminogenic areas, and their treatment plan mean to them. They will also keep important homework assignments in this workbook.

As a result of the KASHBOX team's hard work, the KASHBOX program earned the rating of "Highly Effective" in a Corrections Programs Checklist (CPC) in 2012. KASHBOX is set to again be evaluated by the CPC with a target date in 2020. The CPC evaluations provided in conjunction with the Interagency Council for Integrated Sanctions (ICIS) have been instrumental in steering programming to the adherence of evidence based standards. The goal for the SAS Branch of CPS is to have all programs evaluated by 2025.

Outpatient and Intensive Residential substance abuse treatment programs are also available at Saguardo Correctional Center in Arizona, a facility contracted by the Department to house inmates on the mainland and provide treatment services in alignment with those offered by PSD.

The **Young Women's Christian Association (YWCA)** at Fernhurst provides the Department's Furlough Program within the community for female offenders under the custody of the Women's Community Correctional Center. The focus of this furlough program is to secure meaningful work opportunities in addition to transition and re-integration to the community. Activities that the population has access to include, but it not limited to the following referral services: job development, money management, life skills, anger management, and domestic-violence, and relapse prevention. The program is currently called Ka Hale Ho'Ala Hou No Na Wahine (Home of Re-awakening for Women) and has on average up to 15 beds available.

\*This contract is currently up for rebid. As such, the context and content of the scope of services may change.







## **Sex Offender Treatment Services**

---

The Department of Public Safety provides treatment for all sex offenders statewide at all facilities except Waiawa Correctional Facility. The program is mostly privatized, as all direct services are accomplished through contracts. As proof of the department's commitment to sex offender rehabilitation, of the 93 correctional institutions nationwide that provides treatment to sex offenders, Hawaii claims six.

Hawaii's first sex offender program was introduced as a pilot project in the 1980s based upon a "medical" model where mental disorders were thought to cause sex crimes. In 1991, however, the department officially adopted a "containment" model that emphasized community safety and treated sex offenders as criminals who make unwise, self-serving choices to victimize others.


Beginning in 1992, Hawaii's Parole Board decided to release only those sex offenders who completed the department's program rather than release an untreated sex offender. Over the past decade, nearly 82% of sex offenders paroled to Hawaii's communities successfully completed the department's treatment program prior to release, a higher percentage than during the previous decade of 54%.

Therapists usually treat up to a dozen men in each therapy group. On average, an inmate will take 18 to 24 months to complete the in-house program, although some sex offenders take as long as three years to master the core concepts. It is recommended that sex offenders released back into the community on work furlough or parole, continue in treatment with after-care.

Studies (Hanson, Bourgon, Helmus & Hodgson, 2009; Lösel & Schmucker, 2005) have shown a 20% difference in recidivism rates between treated and untreated sex offenders. National statistics suggest that 11% of sex offenders who receive treatment in prison will commit a new sex crime within two years of their release. Hawaii sex offenders return to prison for a new sex crime at a rate of 2%.

During this fiscal year, one sex offender who completed the sex offender treatment program within the past four years returned to prison for a new sex crime during this fiscal year.

Twenty-six inmates began SOTP and 35 completed the in-house program. The number of inmates participating in treatment has increased. Eleven percent of inmate sex offenders were actively participating in treatment in FY 2017. This fiscal year, seventeen percent were actively engaged in treatment.



# Volunteer/Religious Services



The Volunteer Services Office train and manages volunteers and Contract Staff in various correctional programs and activities. Since 1976, when the program began with funding from the Law Enforcement Assistance Administration Volunteers in Corrections (VolinCor) have enriched the lives of inmates emotionally, physically and spiritually. The program has increased from its original 80 concerned citizens to well over 1000 of volunteers statewide.

Approximately 75% of volunteers are affiliated with faith-based institutions and are from a variety of religions, denominations and belief systems to accommodate the need of inmates. Our 12-Step Programs, Narcotics and Alcoholics Anonymous continue to assist inmates with their recovery from alcohol and drugs. Education facilitators and instructors assist inmates in learning skills such as anger/stress management, computer, creative writing, cognitive skills, life skills, G.E.D. preparation, Hawaiian history and language, public speaking and communications, business management, astronomy, flower arranging, parenting, mentoring, preventing domestic violence, quilting, blue collar trade certifications, etc. In addition, former inmates also volunteer to provide services to inmates at all our facilities.

Correctional Facilities are also practicum sites for post-graduate students who need to gain specialized or general experience in fields such as, sex offender treatment, substance abuse treatment, mental health treatment, medical, nursing, as well as social work and case management. In addition, the Department provides valuable work experience for those in various employment training programs. At times, the Department has hired some of these people, but most find jobs elsewhere upon completing their work experience.

Volunteers provide inmates with viable links to the community, which are established prior to release. Many inmates continue with churches, Alcoholics Anonymous, Narcotics Anonymous, and other programs upon re-entering society. This is vitally important, as one of the keys to reducing recidivism is to have a pro-social support system network. It is difficult to assess the value of assisting inmates so they'll stay out of prison, however, most everyone would agree that lowering the number of victims is impossible to underestimate.

More than 300 new volunteers and Contract Staff were trained during FY 2019. Volunteers donated over 34,000 hours of labor and approximately \$35,000 in financial, religious materials and in-kind assistance to the Department. Seven volunteer chaplains at facilities statewide contributed over 8,000 hours of service. It should be noted that these items are used for the general inmate population and not just for religious purposes. Estimates of volunteer value per hour range between \$18 - \$22. (<http://www.handsonnetwork.org/tools/volunteercalculator>, [http://www.independentsector.org/volunteer\\_time](http://www.independentsector.org/volunteer_time)) Based on the aforementioned, the total value are substantial.

Among projects coordinated by volunteers during FY 2019 are videophone visits held at local churches statewide every month at no expense to inmates or their families. Videophone links provide an opportunity for out-of-state inmates to overcome distance barriers and visit with their family members. At present approximately 272 families statewide are being service on a monthly basis. Chaplains and As-

## Volunteer/Religious Services

sistant Chaplains at each facility sites are major assets in running religious programs and activities. Led by KCCC Chaplain Clayton Sui, with the help of Warden Neal Wagatsuma, inmates tackled yard work, painting and minor repairs on homes for the elderly, widows, single parents and other need families around the island. The inmates are given the opportunity to give back to the community. The chapel team at WCCC, led by Chaplain Tammy Turcios, kept the TLR women engaged with community activities such as Mother, Daughter and Granddaughter program where relationships are being restored and rebuild through a 4-hour visit; the inmates participated in a Last Supper luau and enjoyed breaking bread and Hawaiian food. Various celebrity guest speakers also made personal appearances at the facility. These are just a few of the amazing programs and activities that took place at WCCC throughout the year. OCCC Chaplain Barbara Gatewood continues to immerse herself in facilitating faith-based recovery and domestic violence programs. Along with Waiki ki Health volunteers, Chaplain Gatewood has been a key instrument in the positive outcomes of the Social Services events where qualified inmates are guided through the process of obtaining ID replacement, social security card, Snap, medical/housing/clothing and employment referrals, bus

passes and all other necessities to ease their re-entry into the community. Several volunteer organizations and churches are also facilitating similar re-entry program for inmates to help them re-integrate back into the community and with their family.



Other community effort to connect incarcerated parents with their children are the Angel Tree, a project sponsored by Prison Fellowship who provide and distribute Christmas gifts to the children and "Camp Agape", sponsored by Agape Christian Fellowship, for the children of inmates at no cost to their respective families.

The Women's Community Correctional Center has a faith-based program called Total Life Recovery. This program is completely run by volunteers. The main manual for the program is the Genesis Process, which is a cognitive-based approach. The Genesis Process is an evidence-based program, which is gender specific. The program is very intensive and takes approximately 12 to 18 months to complete.

The year ahead will continue to see the Volunteer Services Office responding to inmates' spiritual and social needs by providing services that help offenders cope with the institutional environment. Furthermore, we hope to recruit and provide more program opportunities to establish pro-social support system networks which will help to reduce recidivism.





## Health Care Division



The Health Care Division (HCD) is committed to improving the quality of correctional health services by striving for compliance with the recommended standards of the National Commission on Correctional Health Care (NCCHC) for the proper management of correctional health services delivery systems. The HCD administers the delivery of medical, mental health, dental and other specialty services at all correctional facilities and centers statewide through three Branches: Medical, Clinical Services, and Mental Health. Under the direction and clinical supervision of the Corrections Medical Director, the Medical Branch provides medical and psychiatric diagnostic services, medication management and treatment through a staff of physicians, psychiatrists, and advanced practice registered nurses. As the Division's largest branch, Clinical Services provides a range of clinically-required nursing, dental, and specialty care through professional registered nurses, licensed practical nurses, para-medical assistants, dentists, dental hygienists, dental assistants, a physical therapist, and health information personnel. The Mental Health Branch provides a variety of mental health services for individuals with serious mental health needs in outpatient, residential, and acute care settings through HCD staff including clinical psychologists, a registered nurse with a psychiatric specialty, social workers, human services professionals, corrections recreational therapists, and para-medical assistants.



Working in collaboration with facility administration, security, offender services, residency, case management, and other correctional staff, HCD personnel provide necessary and legally

mandated health care services for all offenders with serious health care needs. At the Halawa Correctional Facility, Women's Community Correctional Center, and Oahu Community Correctional Center, on-site health care services are operational 24 hours per day, seven days a week. On-site health care services are provided at a minimum of eight and up to sixteen hours a day, seven days a week, at the Waiawa Correctional Facility, Kulani Correctional Facility, and neighbor-island correctional centers on Hawaii, Maui, and Kauai. After-hours medical and psychiatric care is available through



on-call provider services. Additional specialty health care is afforded through off-site referrals to local community providers, hospitals, and clinics.

The HCD administers a range of health care programs and services at correctional facilities and centers statewide. Examples include the following:



## Screening and Identification

Individuals in custody receive three levels of screening for the identification of health care needs. Upon admission to the correctional system, all individuals in custody receive Intake Screening for the identification and immediate referral of urgent health care needs. Individuals in custody also receive the Nursing Intake Assessment and the Post-Admission Mental Health Screen within fourteen (14) days of admission to the correctional system. Individuals in custody identified as having a serious medical or mental health need are referred to a Qualified Health Care Professional, Qualified Mental Health Professional, Licensed Health Care Professional, or Licensed Mental Health Professional for further evaluation and/or intervention.

## Clinical Preventive Program

Individuals in custody receive clinical preventive services as medically-indicated. Clinical preventive services include health assessments (e.g., physical examination), screening and other preventive services (e.g., mammograms, colorectal screening, prostate screening, Pap smears), and screening and testing for communicable diseases (e.g., tuberculosis, HIV, sexually transmitted diseases, and hepatitis). Immunizations are administered as clinically-indicated for the following: diphtheria-tetanus-pertussis (Tdap), hepatitis A & B, influenza, measles/mumps/rubella (MMR), pneumovax, and varicella.

## Sick-Call Program

At any point during incarceration, all individuals in custody may submit non-emergency health care requests for medical, dental, or mental health services. Non-emergency health care requests are reviewed and prioritized daily by qualified health care professionals. A face-to-face clinical encounter for a non-emergency health care request is conducted by a qualified health care professional or qualified mental health professional within 24 hours of receipt by HCD staff.



## Chronic Care Program

Individuals in custody with chronic disease, significant health conditions, and disabilities receive ongoing multidisciplinary care aligned with evidence-based standards. Clinical protocols, consistent with national clinical practice guidelines, for the identification and management of chronic diseases or other special needs are administered for asthma, diabetes, HIV, hyperlipidemia, hypertension, mood disorders, and psychotic disorders.

## Infirmiry Care

Infirmiry-level care is provided to individuals in custody with an illness or diagnosis that requires daily monitoring, medication, therapy, or assistance with activities of daily living at a level needing skilled nursing intervention. The HCD operates 24-hour medical and psychiatric infirmaries at the Halawa Correctional Facility, Women's Community Correctional Center, and Oahu Community Correctional Center.

## Terminally Ill Care

The HCD provides a Palliative Care Program and the Medical Release Program to address the

# Health Care Division

needs of terminally ill individuals in custody. Palliative care is medical care and support services aimed at providing comfort, including adequate pain management. Treatment is focused on symptom control and quality-of-life issues rather than attempting to cure medical conditions. The Medical Release Program involves the release of an individual in custody before the end of the individual's sentence based on the presence of a terminal condition, debilitating disease or illness, and prognosis. In coordination with the Hawaii Paroling Authority, Medicare/MedQuest division, re-entry coordination office, and community agencies/volunteers, the HCD recommends individuals in custody who meet criteria for the Medical Release Program.

## Suicide Prevention Program

The Department of Public Safety administers a comprehensive and multifaceted team approach to the Suicide Prevention Program, which includes the following components: training, identification, referral, evaluation, treatment, housing, monitoring, communication, intervention, notification, reporting, review, and postvention.

## Discharge Planning

The HCD provides discharge planning services for individuals in custody who have serious medical and mental health needs. The specific type of community linkage varies depending on the medical and/or mental health needs of the individual in custody. The process to assure continuity of medical care often involves coordination of services with community Providers (including specialists), Medicare/MedQuest, re-entry coordination office, the individual's family/friend and the receiving community facility (e.g., hospital, nursing home, care home). Since June 2018, the HCD and the Adult Mental Health Division (AMHD) have implemented a system that allows for provisional mental health eligibility for AMHD services to be determined by correctional Providers. AMHD contracted Community-Based Case Managers now initiate services up to three months prior to release from prison. The result has been improved continuity of mental health care between our prisons and the community.

## Student Education Partnership



In partnership with the University of Hawaii John A. Burns School of Medicine (JABSOM) and the University Clinical, Education & Research Associates (UCERA), the HCD provides an opportunity for JABSOM residents to complete clinical rotations in psychiatry at the Oahu Community Correctional Center.

Through an ongoing agreement with the Western Interstate Commission for Higher Education (WICHE), the HCD offers an American Psychological Association Accredited Clinical Psychology Internship position with preference to Hawaii residents or individuals who intend to practice in Hawaii. The HCD also offers a Post-Doctoral Clinical Psychology appointment through the WICHE program.

The HCD serves as a Practicum Training Site for the Hawaii School of Professional Psychology at Chaminade University of Honolulu (formerly Argosy University, Hawaii). Licensed Clinical Psychologists provide on-site training for diagnostic, intervention, and advanced practicum graduate students.

The HCD offers nursing students from Chaminade University of Honolulu and Hawaii Pacific University the opportunity to gain clinical experience in a correctional setting by working with a Regis-

tered Nurse at the Halawa Correctional Facility, Waiawa Correctional Facility, and Women's Community Correctional Center.

### **DIVISION HIGHLIGHTS**

In January 2019, the HCD initiated a needs assessment of the division in relation to current operations and national standards/trends. The findings suggested a need to reorganize the structure of the division in order to optimize the efficiency and effectiveness of health care delivery. In March 2019, the HCD started a collaborative multi-step process to modify and improve the organizational structure of the division. Additional findings of the needs assessment are reflected in the division highlights and goals below.

#### **Suicide Prevention Program**

In July 2018, the HCD implemented supplemental weekly segregation rounds conducted by Clinical Psychologists. In addition to the weekly segregation rounds by the Licensed Mental Health Professional, a Qualified Mental Health Professional conducts daily segregation rounds, and a Qualified Health Care Professional conducts at least daily segregation rounds. In August 2018, the HCD completed Mental Health First Aid training for all mental health staff statewide. In November 2018, Oahu mental health staff participated in Suicide Prevention training conducted by the Prevent Suicide Hawaii Statewide Task Force. Oahu mental health staff also participated in the two-day Applied Suicide Intervention Skills Training (ASIST) throughout the year. In June 2019, mental health staff statewide completed a 20-week Dialectical Behavior Therapy (DBT) didactic training. Individual and group mental health interventions are now DBT-informed.

#### **Hawaii Health Information Exchange**

Hawaii Health Information Exchange (HHIE) is the State's designated entity for health data exchange. HHIE was established to enhance care coordination, improve the health outcomes of Hawaii's patients, and reduce the cost of care for both patients and healthcare providers. The HCD has become a receiving participant with HHIE.

#### **KCCC MAT Pilot Project**

At the National level, there has been relatively recent and increased interest in the use of Medication Assisted Treatment (MAT) within Correctional environments. The Department of Public Safety (PSD) has been analyzing data and information presented by State correctional departments on their experiences with MAT. We have also received consultation from the Director of Community Programs for Arizona's Community Medical Services, which has assisted several State correctional systems in MAT implementation. PSD is thoughtfully and carefully reviewing various models and protocols for MAT implementation. The Kauai Community Correctional Center (KCCC) MAT pilot project was initiated earlier this year to allow PSD the opportunity to identify barriers and successes for MAT implementation on a small population with very limited resources. Our KCCC Warden, medical and mental health staff have been piloting the MAT project with Dr. Graham Chelius. PSD also partnered with Alkermes to initiate the project using injectable naltrexone. Due to the extremely high risk for diversion of MAT prescription medications, particularly buprenorphine, PSD intends to meticulously and rigorously review available information and protocols prior to full MAT implementation. In the pilot project update, Dr. Chelius identified systemic and resource barriers to full





MAT implementation on Kauai. There remains a significant amount of planning, education, and collaboration required for the development and implementation of the PSD MAT program. PSD will continue to partner with community agencies in the design and execution of MAT at our correctional facilities.

## DIVISION GOALS

Over the next three years, division goals include:

- Enhance community partnerships for the purpose of improving continuity of care with other departments, community agencies, providers, and volunteers.
- Require all Clinical Services Administrators and Mental Health Administrators to obtain Certified Correctional Health Professional status with NCCHC. CCHP Administrators would subsequently implement educational training on NCCHC standards for health care staff.
- Obtain NCCHC Health Care Accreditation at 75% of our correctional facilities statewide.
- Implement the statewide opt-out screening program for Hepatitis-C.
- Implement a statewide Medication Assisted Treatment (MAT) program to provide an additional intervention for substance use disorders and prevent opioid overdose.
- Develop, implement, and manage a medical quality assurance program.
- Provide 24-hour health care coverage at neighbor-island jails.
- Provide weekend and extended mental health coverage at the Halawa Correctional Facility, Women's Community Correctional Center, and neighbor-island jails.
- Implementation of the Structured Living Unit Program in order to divert individuals in custody with serious mental health needs from segregation.
- Provide Mental Health First Aid certification for all clinical HCD staff.
- As part of the Zero Suicide Initiative, require all Clinical Psychologists to obtain Beck Cognitive-Behavior Therapy certification.
- Expansion of the mental health residential treatment module at the Oahu Community Correctional Center.
- Implementation of non-pharmacological mental health interventions in order to alleviate the psychiatry clinic backlog due to visits for non-serious mental health needs.
- HCD involvement at the national level through active participation with the National Commission on Correctional Health Care and the American Correctional Association





## DIVISION CHALLENGES

The foremost challenge facing the HCD is the ability to manage the constant and unexpected demand for health care services in our jails and prisons, despite the existence of limited resources. The complexity of the problem is compounded by increasing costs of medical, diagnostic, and pharmaceutical services that occur in conjunction with the continuing evolution of correctional standards for health care and the ongoing presence of an aging inmate population. The HCD is also caring for an inmate population whose lifestyle choices, while in the community, have many times led to the development of serious chronic illnesses or diseases that are often neglected or undiagnosed until incarceration.

An additional challenge for the HCD is the recruitment and retention of experienced and qualified licensed health care professionals, particularly physicians and psychiatrists. Statistical data on physician shortage numbers presented at the 2019 Hawaii Health Workforce Summit showed a dismal projection in which 50% of Hawaii physicians are age 55 and over. In order for the HCD to compete with an already existing short supply of physicians and psychiatrists, significant increases in provider salaries are an inevitable outcome.

The existing electronic medical record system is another leading challenge for the HCD. The current system is limited in the ability to access from an external site, which places firm boundaries on the growing need for flexibility in obtaining out-of-state telepsychiatry and telemedicine services. The current system also lacks the capability to integrate with pharmacy software, which necessitates a dual order system that inefficiently expends valuable staffing resources. The HCD intends to explore alternative electronic medical record systems that will meet our anticipated, future needs.



# Correctional Industries Division



Hawaii Correctional Industries (HCI), a division of the Hawaii Department of Public Safety (PSD), is a collection of manufacturing and service enterprises that provide job training for offenders. Although HCI produces dozens of products, our most important product is a vocationally rehabilitated individual that is a productive and contributing member of society.

HCI is a unique blend of business and government, using private industry tools and techniques to provide a public service. Operations within state correctional facilities are supported by sales to state agencies, county and local governments, and non-profit organizations. Offenders gain work experience and training as they produce high quality, competitively priced products, which translates into enormous benefits for taxpayers, the offenders who work and learn in HCI, and for our customers.

Many of those placed behind bars in Hawaii are young men and women 18-30 years old, who lose labor skills while in prison and subsequently see their opportunities plummet post-release. The social cost to the state of Hawaii from this skill loss is significant; HCI works to reduce this cost. In addition to rising costs, one of the most difficult problems facing the criminal justice system is the number of repeat offenders. In Hawaii, approximately one half of all offenders released will recidivate – commit a new crime or violate conditions of their release – within five years and be back inside the correctional system.

With no savings or job skills, the cycle will most likely begin again. HCI produces quality goods and services and provide offenders with job experience. This develops a positive work ethic and an opportunity for offenders to succeed once they are released.

These work opportunities provide the means for them to pay court ordered financial obligations, victim restitution, a portion of the costs of incarceration, help support their families, and build a mandatory savings account.

Offender work programs are also an important element in managing a safe, efficient correctional system – reducing idleness, decreasing anxiety, and giving offenders an opportunity to be productive.

With 97% of all incarcerated offenders returning to local communities, HCI plays an important role in their transition. With the seed money from their savings, job skills and experience gained from HCI, offenders have a greater chance of finding a job – enabling them to work toward a better life for themselves, their families and their communities.

## Law Enforcement Division



**Renee Sonobe Hong**, Deputy Director for Law Enforcement

The Law Enforcement Division is comprised of the Sheriff Division and the Narcotics Enforcement Division.

The Narcotics Enforcement Division (NED) serves and protects the public by enforcing laws relating to controlled substances and regulated chemicals. They are responsible for the registration and control of the manufacture, distribution, prescription, and dispensing of controlled substances and precursor or essential chemicals within the State as well as Hawaii's Medical Use of Marijuana Program. NED also investigates all drug offenses initiated in correctional facilities, and other State facilities. NED assists other PSD Law Enforcement agencies with criminal narcotics investigative support as well as provides forensic drug analysis for Federal, State and County law enforcement agencies upon request.

The Sheriff Division carries out law enforcement services statewide. Its mission is to preserve the peace by protecting all persons and property within premises under the control of the Judiciary and all State facilities; services and execution of warrants and court documents; handling detained persons; and providing secure transportation for persons in custody. It also provides law enforcement services at the Honolulu International Airport.



# Sheriff Division



The Sheriff Division carries out law enforcement services statewide. Its mission is to provide general law enforcement duties for the preservation of the public peace, protection of the rights of persons and property, the prevention of crime, and detection and arrest of law offenders. Under the general direction of the Deputy Director for Law Enforcement and administered by the Sheriff, under the provisions of Chapter 353C-2(1), Hawaii Revised Statute, to preserve the public peace, prevent crime, detect and arrest offenders against the law, protect the rights of persons and property, and enforce and prevent violation of all laws. Particular law enforcement responsibility entails focus for all persons, property, and buildings under the control by the State including but not limited to the Honolulu International Airport, all buildings under the jurisdiction of the Judiciary, all State buildings in the Civic Center Complex, and the Hawaii State Capitol. This division provides service of process and notice in civil and criminal proceedings. Additionally, personal protective service is provided for key state and high-level government officials.

Sheriffs are involved at various stages of the criminal justice system. At the initial stage, they may arrest, book and process persons entering the system. At the police cellblock, they secure, escort and transport those detainees. They escort, secure and transport juvenile and adult inmates to inter-island and intrastate destinations for court appearances.

They serve various types of warrants and other documents, and execute writs of possession. Deputy Sheriffs conduct felony and misdemeanor investigations, including interviewing victims, complainants, witnesses; gathering physical evidence; submitting written reports for criminal prosecution; coordinate with external agencies such as Prosecutors, Attorney General, Honolulu Police Department, and the Judiciary to facilitate all necessary documentation for successful prosecution. They also conduct records verification and background checks. Deputy Sheriffs promote the safe and efficient movement of traffic on public roadways through traffic management and enforcement of traffic laws, including investigations of traffic collisions, enforcement of statewide intoxicated-influenced driving laws, and issuance of citations for moving and parking violations.

This Division is the lead agency of the State Law Enforcement Coalition, which was formed to meet the mandates of the federal Homeland Security Act. The coalition also implements federal guidelines on issues related to weapons of mass destruction.

With the heightened call for the security of waterways and harbors, the Division has been assisting the Department of Transportation's Harbors Division with security and law enforcement functions. Additionally through its specialized canine unit, the Division is responsible for detecting narcotics and explosives as requested by federal, state and county agencies.





## **ADMINISTRATIVE SUPPORT SECTIONS**

The Clerical Support Staff provides clerical services, maintains correspondence and technical files and records, and provides typing, filing and other clerical duties as required. This unit provides operational and administrative clerical support and other related duties for the section. They also provide support services for the Division's operations, programs, services and assists the Sheriff in managing the Division's resources.

## **SPECIAL OPERATIONS SECTION**

This section performs a wide range of functions including fugitive apprehension, entering and securing sites where search and arrest warrants are being executed, receipt, recording, and service of arrest warrants and other legal documents issued by the courts; train and maintain canine services for utilization in criminal investigations and detection of narcotics or explosives; transport criminal custodies under strict security measures. Responsible for general law enforcement activities in the delivery of the services under this unit, including criminal arrests, misdemeanor investigations, submitting written criminal reports, assisting in subsequent prosecution, traffic enforcement, and any other state or city law enforcement provision.

The deputies within the Special Operations Section are members of the Sheriff Emergency Response Team (SERT) which responds to critical incidents that occur within State of Hawaii jurisdiction and includes providing support to requesting County police departments, Civil Defense, and other law enforcement agencies.

### **FUGITIVE UNIT**


The functions of this section are to ensure the public's safety by impeding criminal activity locating and apprehending wanted criminals. During the preliminary phase of the apprehension process, the Deputies conduct extensive background investigations into the criminal and personal lives of those wanted. Assist in the service of temporary restraining order, as needed.

### **CANINE UNIT**

The responsibilities for this section include coordinating, training, and managing the personnel and canines utilized in criminal investigations, the detection and interception of narcotics, detection of bombs and similar explosive devices, and other specialized functions. The canine section provides services statewide.

### **PRISONER TRANSPORT UNIT**

This unit is responsible for transporting custodies under strict security measures. Custodies are transported in a safe, orderly, and humane manner and in accordance with guidelines, Federal Regulations, Title 14, FAA guidelines, State laws, rules and regulations.





# Sheriff Division

## CAPITOL PATROL SECTION

This Section protects the rights of persons and property statewide, with a particular focus for law enforcement in the State facilities, including but not limited to the Civic Center Complex, Judiciary system, the State Capitol, and Washington Place. Detects and arrests criminal offenders. Enforces and prevents criminal violations of state laws and city ordinances. Responsible for general law enforcement activities in the delivery of the services under this unit, including felony and misdemeanor investigations, submitting written criminal reports, assisting in subsequent prosecution, and traffic enforcement.

### **PATROL UNIT**

This unit is responsible for providing security and protection to all property, employees, the public and all officials of, or on, the property of any judicial facility, the State Capitol, Washington Place or the Civic Center complex.

### **DISPATCH UNIT**

This unit receives emergency requests and dispatches law enforcement services throughout the island of Oahu. This unit serves as a central point of communication for this division.

## AIRPORT SECTION

The current Memorandum of Agreement with the Department of Transportation – Airports (DOT) specifies that the Department of Public Safety (PSD) agree to assign Deputy Sheriff personnel to provide law enforcement duties at the Honolulu International Airport including the surrounding areas of the Department of Transportation – Airports jurisdiction; and the Kalaeloa and Dillingham Airfield. Responsible for general law enforcement activities in the delivery of the services under this unit, including criminal arrests, misdemeanor investigations, submitting written criminal reports, assisting in subsequent prosecution, traffic enforcement, and any other state or city law enforcement provision.



### **PATROL UNIT**

This unit provides law enforcement and protective services for all persons/entities within the Department of Transportation Airport jurisdiction including the Honolulu International Airport, Kalaeloa Airfield and Dillingham Airfield.

## DISTRICT COURT SECTION

This section operates two separate units, which encompasses two areas of operations: 1) The Patrol Unit which provides security and protective services to all District Court buildings and surrounding property; and 2) the Cellblock Unit which acts as a temporary detention center for receiving, processing and facilitating the arrestees to the various courtrooms as required. Responsible for general law enforcement activities in the delivery of the services under this unit, including criminal arrests, misdemeanor investigations, submitting written criminal reports, assisting in subsequent prosecution, traffic enforcement, and any other state or city law enforcement provision.



## **Sheriff Division**

---

### **PATROL UNIT**

This unit is responsible for providing security, and protection to all property, employees, the public and all officials of, or on, the property of any District Court facility and surrounding area. This unit also staffs the rural district courts, such as, Waianae District Court, Ewa District Court, Wahiawa District Court and Kaneohe District Court.

### **CELLBLOCK UNIT**

This unit is responsible for the intake, housing, transfer, distribution and release of custodies and documentation of such to the appropriate agencies or authorized individuals.

### **CIRCUIT COURT SECTION**

This Section is under the general supervision of the Circuit Court Section Commander and encompasses three areas of operations: 1) The Supreme Court unit provides security and protective services for the Judges, courts and surrounding property; 2) The Patrol unit provides security and protective services to the various courts throughout the Circuit Court Judiciary buildings and surrounding property; and 3) The Cellblock unit acts as a temporary detention center for receiving, processing and facilitating the arrestees to the various courtrooms as required. Responsible for general law enforcement activities in the delivery of the services under this unit, including criminal arrests, misdemeanor investigations, submitting written criminal reports, assisting in subsequent prosecution, traffic enforcement, and any other state or city law enforcement provision.

### **SUPREME COURT UNIT**

Primarily responsible for the protection of life and property, as well as law enforcement functions within and on the property of the Supreme Court.

### **PATROL UNIT**

Primarily responsible for the protection of life and property, as well as law enforcement functions within and on the property of the Court or State Facility to which it is assigned.

### **CELLBLOCK UNIT**

This unit is responsible for the intake, housing, transfer, distribution and release of custodies and documentation of such to the appropriate agencies or authorized individuals.

### **KAPOLEI SECTION**

This section is under the general supervision of the Kapolei Court Section Commander and encompasses three areas of operations. 1) The Waianae District Court where deputy sheriffs provide security and protective services for the Judge and court staff; 2) The cellblock which acts as a temporary detention center for receiving, processing and facilitating custodies from adult correctional facilities and juvenile detainees from the adjacent Juvenile Detention Center to various courtrooms as required; and 3) General law enforcement activities in the delivery of the services under this section, including criminal arrests, misdemeanor investigations, submitting written criminal reports, assisting in subsequent prosecution, traffic enforcement, court ordered transports for juveniles, and any other state or city law enforcement provision.

### **WAIANAE DISTRICT COURT/FIRST CIRCUIT FAMILY COURT**

---



Is primarily responsible for providing security, and protection to all property, employees, the public and all officials of, or on, the property of the Kapolei Court Complex and surrounding area.

#### **PATROL/CELLBLOCK UNIT**

Patrol and cellblock are consolidated as one unit. Primarily responsible for intake, housing, transfer, distribution and release of custodies and documentation of such to the appropriate agencies or authorized individuals, and provide court ordered transports for juvenile and or adult custodies. Also responsible for the protection of life and property, as well as law enforcement functions within and on the property of the District and Family Courts or State Facility to which it is assigned.

### **EXECUTIVE PROTECTION SECTION**

This Section is responsible for providing personal protective services to key State officials and other dignitaries as directed by the Director of Public Safety. Responsible for general law enforcement activities in the delivery of the services under this unit, including criminal arrests, misdemeanor investigations, submitting written criminal reports, assisting in subsequent prosecution, traffic enforcement, and any other state or city law enforcement provision.

### **RECORDS SECTION**

The Records Section acts as the central clearinghouse for the collection, examination, storage, maintenance, distribution and disposal of all official records, documents and reports generated and/or utilized by the division. The Receiving Desk Unit acts as a central booking and receiving area for processing arrestees by Sheriff Division personnel and other State agencies. It also maintains, stores and distributes official records and documents to criminal justice agencies.

#### **RECEIVING DESK UNIT**

This unit is responsible for the booking and receiving desk operations in which defendants are processed for identification purposes or arrested and processed subsequent to "on-view" arrest and/or an arrest made by legal documents.

#### **EVIDENCE UNIT**

This unit is responsible for the intake, recording, and properly storing evidence obtained from criminal investigations.

### **NEIGHBOR ISLAND SECTIONS**

#### **MAUI SECTION**

The primary functions are related to the safety and protection of the persons and property within or upon the premises controlled by the courts located in the County of Maui. The County of Maui also includes the islands of Molokai and Lanai. The section commander assumes the responsibility of assignment and control of civil paper serving for the County of Maui. Responsible for general law enforcement activities in the delivery of the services under this unit, including criminal arrests, misdemeanor investigations, submitting written criminal reports, assisting in subsequent prosecution, traffic enforcement, and any other state or city law enforcement provision.



The section commander assumes the responsibility of assignment and control of civil paper serving for the County of Maui. Responsible for general law enforcement activities in the delivery of the services under this unit, including criminal arrests, misdemeanor investigations, submitting written criminal reports, assisting in subsequent prosecution, traffic enforcement, and any other state or city law enforcement provision.

#### **PATROL/CELLBLOCK UNIT**

This unit is responsible for providing security and protective services to the various courts buildings and surrounding property on the island Maui. This includes the intake, housing, transfer, distribution and release of custodies and documentation of such to the appropriate agencies or authorized individuals.

#### **HILO SECTION**

The operations for this unit are to transport defendants or arrestees; patrol the courthouse and protect persons and property within its jurisdiction. The primary functions are similar to the duties of the Maui Section. The section commander coordinates activities related to civil paper service for the Island of Hawaii and may assist with the service of warrants. Responsible for general law enforcement activities in the delivery of the services under this unit, including criminal arrests, felony and misdemeanor investigations, submitting written criminal reports, assisting in subsequent prosecution, traffic enforcement, and any other state or city law enforcement provision.

#### **KONA SECTION**

The operations for this unit are to transport defendants or arrestees; patrol the courthouse and protect persons and property within its jurisdiction. The primary functions are similar to the duties of the Maui Section. The section commander coordinates activities related to civil paper service for the Island of Hawaii and may assist with the service of warrants. Responsible for general law enforcement activities in the delivery of the services under this unit, including criminal arrests, felony and misdemeanor investigations, submitting written criminal reports, assisting in subsequent prosecution, traffic enforcement, and any other state or city law enforcement provision.

#### **KAUAI SECTION**

This section provides the same functions as the duties of the Maui Section. The primary functions are to protect the persons and property within or upon the premises controlled by the courts located on the Island of Kauai. The section commander assumes the responsibility of assignment and control of civil paper service for the Island of Kauai and may assist with the service of warrants. Responsible for general law enforcement activities in the delivery of the services under this unit, including criminal arrests, felony and misdemeanor investigations, submitting written criminal reports, assisting in subsequent prosecution, traffic enforcement, and any other state or city law enforcement provision. Although the functions and duties of deputy sheriffs vary in scope and nature, all Sheriff Division staff work in conjunction with other federal, state and county law enforcement agencies to provide for the health, safety and welfare of all citizens in the State of Hawaii.

## Narcotics Enforcement Division

In fiscal year (FY) 2019, the Narcotics Enforcement Division (NED) received more than 1200 calls regarding controlled substances incidents across the State. The NED works closely with and facilitates sharing of resources and information by working joint criminal investigations through its participation in initiatives with the Hawaii High Intensity Drug Trafficking Area (HIDTA), Western States Information Network (WSIN), Alliance of States with Prescription Monitoring Programs (ASPMP), National Association of States Controlled Substance Administrators (NASCSA) and the Drug Enforcement Administration (DEA) task forces and Domestic Cannabis Eradication Suppression Program (DCE/SP).

### **2018 HIGHLIGHTS:**



2018 was an exciting year for the NED because of many new changes in the controlled substances industry. Those exciting changes include:

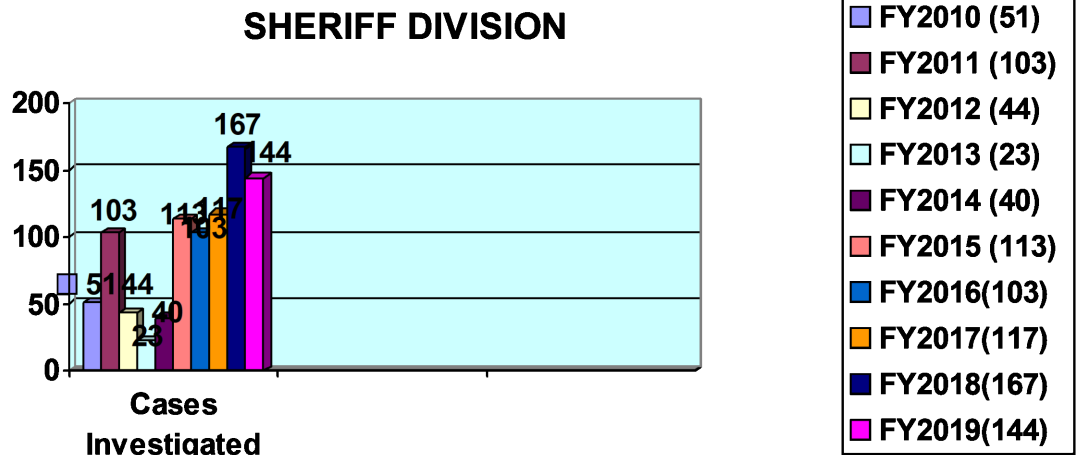
- NED participated in Governor David Ige's State Opioid Operational Work Groups and assisted with the creation of a statewide strategy to address opioid issues in the Hawaii.
- NED increased registration compliance under HRS 329-101 to more than 90%, thereby ensuring that practitioners in Hawaii have access to the State's Prescription Drug Monitoring Program.
- The NED Forensic Laboratory maintained its accreditation as an analytical laboratory after undergoing an intensive inspection of the Laboratory's technical, administrative and management processes.

### **UPDATE TO CONTROLLED SUBSTANCES LAWS:**

Chapters 329-11 (d) and 329-11 (e) of the Hawaii Revised Statutes allows the NED to propose changes to Hawaii's controlled substances laws based on changes in controlled substances laws at the federal level, or to confront potential or actual conditions in the community that may present an imminent danger or hazard to the public. In 2018, the NED took actions to temporarily place one controlled substances onto the Hawaii controlled substances schedules in response to changes to federal law. The NED further made recommendations to allow the Hawaii Legislature to contemplate these changes into law.

## PSD AGENCIES (SHERIFF DIVISION REFERRED) DRUG CASES

In 2019, NED Special Agents supported 144 controlled substance and drug paraphernalia cases referred by Sheriff Division Deputies stemming from traffic stops, law enforcement encounters and interdiction at security checkpoints. NED provides investigative and analytical support for all drug cases initiated by the Sheriff Division.



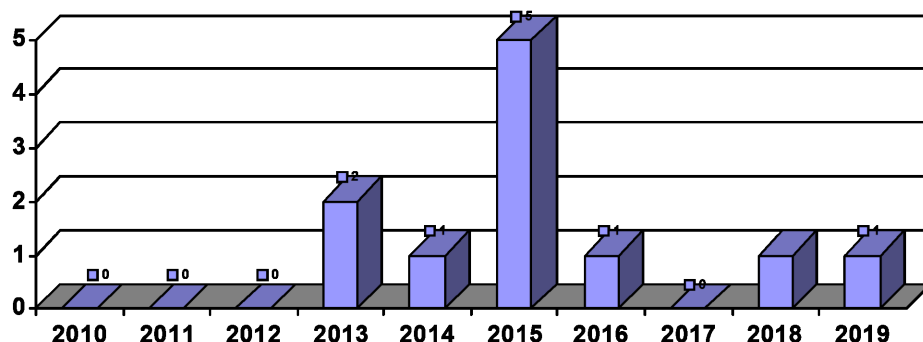
## HIGH INTENSITY DRUG TRAFFICKING AREA (CLANDESTINE LABORATORY INITIATIVE)



In FY 2019, NED responded to one suspected clandestine laboratory incidents on Oahu. No bonafide clandestine laboratories were found by the NED. These incidents resulted from complaints of chemical related odors or suspicious glassware found at residential and commercial locations. NED attributes the low number of clandestine laboratory seizures to enforcement actions, regulations on the key precursor chemical pseudoephedrine and increased education of retailers and the public on over-the-counter (OTC) chemicals utilized to manufacture methamphetamine. The new threat is the manufacturing of marijuana extracts using flammable liquids such as butane, propane, hexane and alcohol. During the 2015 legislative session HB 321 / Act 241 was signed into law by Governor David Ige. Act 241 established within the Department of Health the authority to regulate marijuana dispensaries in the state of Hawaii. Act 241 also made it illegal for individuals to manufacture marijuana extracts using butane.

In FY 2019, NED's HIDTA Clandestine Laboratory training initiative conducted a total of 6 OSHA required clandestine laboratory re-certification and 40-hour certification classes for Federal; State and County law enforcement personnel conduct clandestine methamphetamine lab investigations on the islands of Oahu, Hawaii, and Kauai

### CLANDESTINE LABORATORY CALLOUTS



### PSEUDOEPHEDRINE TRACKING PROGRAM UPDATE

In accordance with Act 184, signed into law by the Honorable Governor Linda Lingle on June 6, 2008, the NED was mandated to develop and implement an electronic tracking program for all pharmacies and retailers selling products, mixtures, or preparations containing pseudoephedrine by January 1, 2010. Act 184 mandated that this electronic log be transmitted to the NED monthly where the information would be retained for a period of two years. The electronic log would be capable of being checked for compliance against all State and Federal laws, including interfacing with other states to ensure comprehensive compliance. NED formed a partnership with the Western States Information Network (WSIN) whose mission is to support law enforcement efforts nationwide to combat illegal drug trafficking, identity theft, human trafficking, violent crime, terrorist activity, and to promote officer safety in Alaska, California, Hawaii, Oregon, Washington, as well as Canada and Guam. NED was able to work with WSIN to host and collect all of the retail pseudoephedrine data at no cost to the State of Hawaii.

Pseudoephedrine is a precursor chemical used in the illicit manufacturing of methamphetamine.

It should be noted that prior to the passage of Act 184, the Hawaii legislature previously passed Act 171, which was signed into law on June 5, 2006, as an amendment to Chapter 329-64(a)(4) relating to exemptions. Act 171 deleted the exemption for over-the-counter (OTC) sales of products containing Ephedrine and Phenylpropanolamine and placed additional reporting requirements for pseudoephedrine products.

On May 15, 2010, the Honorable Governor Linda Lingle signed Act 123 into law deleting the exemption in 329-64(a) relating to obtaining a permit to sell pseudoephedrine as an OTC drug. All individuals that handle regulated chemicals listed in 329-61 are required to register with the NED as required by 329-67 Hawaii Revised Statutes. Now, many of the non-pharmacy retail distributors no longer carry ephedrine and pseudoephedrine contain-





products and are now selling OTC pseudoephedrine PE products that cannot be utilized to manufacture methamphetamine.

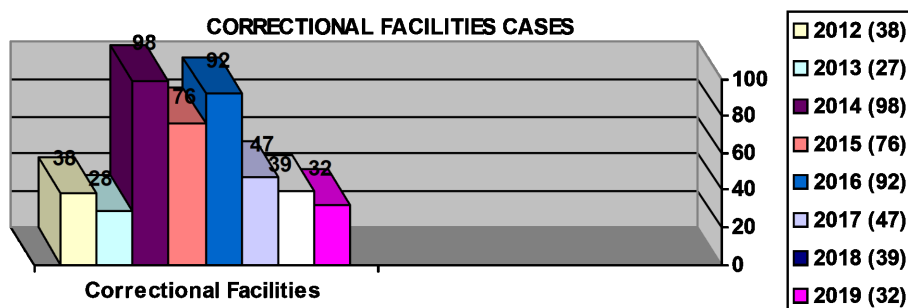
The purchasing limit for pseudoephedrine is 3 grams per day, or 9 grams in a month. Before completing the sale of an over-the-counter product containing pseudoephedrine, a pharmacy or retailer shall electronically submit the information required in statute to the National Precursor Log Exchange (NPLeX) administered by the National Association of Drug Diversion Investigators (NADDI). If this submission generates a stop sale alert, the pharmacy or retailer cannot sell the product containing pseudoephedrine and this alert is then forwarded by NPLeX to the NED. In addition, NPLeX is required to forward weekly reports to the NED and provide “real time” access via the NPLeX online portal to law enforcement in the State as authorized by the NED Administrator. This service is required by law to be without charge to pharmacies, retailers or law enforcement in the State. In FY 2019 NED’s Pseudoephedrine monitoring program was successful in blocking or diverting 6295 boxes illegally sold or 16946 grams from being sold and possibly utilized to manufacture methamphetamine. The only unknown factor is how much pseudoephedrine is being prescribed by Hawaii’s physicians to patients that are also purchasing pseudoephedrine at retail distributors

|                                       |        |
|---------------------------------------|--------|
| FY 2019 Purchases                     | 149794 |
| FY 2019 Blocked Purchases             | 4564   |
| FY 2019 Grams Sold                    | 399824 |
| FY 2019 Boxes Sold                    | 176521 |
| FY 2019 Grams Blocked                 | 16946  |
| FY 2019 Boxes Blocked                 | 6295   |
| FY 2019 Average Grams Per Box Blocked | 2.69   |

The chart above shows that the Hawaii pseudoephedrine tracking system was effective in stopping the unlawful purchase of pseudoephedrine 4564 times in FY 2019. Consequently, the use of over the counter pseudoephedrine to manufacture methamphetamine continues to be frustrated by this effective program.

## **CORRECTIONAL FACILITIES**

In FY 2019, NED teamed up with corrections security personnel at each facility to assist in the investigation of contraband being smuggled into the facility by visitors, inmates and staff. During this period, NED Special Agents responded to 32 criminal cases originating from PSD Correctional facilities or other related investigations connected to these facilities. NED has also assisted corrections by conducting recruit training for ACO’s on evidence handling and facility drug investigations. Training and strong security controls continue to show a downward trend in reported contraband cases.



## PHARMACEUTICAL CONTROLLED SUBSTANCE DIVERSION

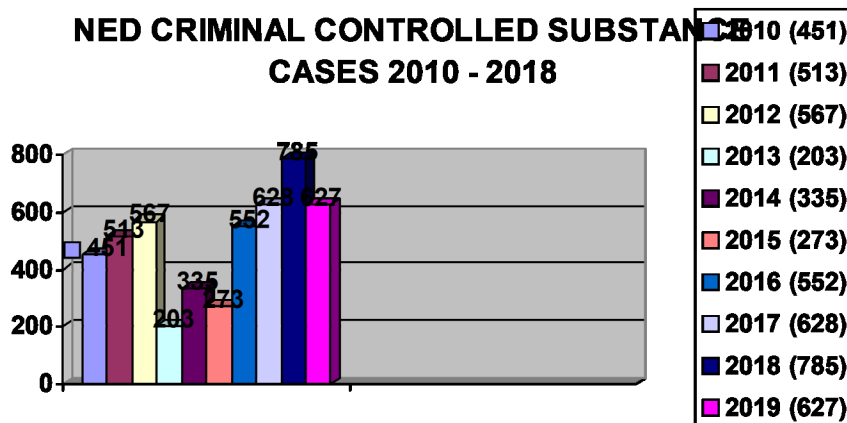


In FY 2019, NED Special Agents reviewed 63 controlled substance prescription fraud cases, 2 multi-doctor cases, and approximately 6 requests by law enforcement or prosecutorial agencies for information on patients or practitioners utilizing NED's electronic prescription accountability program for suspicion of diversion of pharmaceutical controlled substances. There were also 562 reports of controlled substances that were reported lost or missing by controlled substance registrants.

Current Hawaii law creates unique advantages over many of the other states across the nation in terms of combating illegal controlled substance diversion:

1. Hawaii is a dual-registration state requiring all practitioners to obtain a State Controlled Substance registration as well as a Federal DEA registration.
2. Hawaii law prohibits and does not allow out-of-state controlled substance prescriptions to be filled in the State.
3. All controlled substance prescriptions must originate from within the State. (Practitioner must physically be in the State when issuing the prescription)
4. Hawaii has an Electronic Prescription Monitoring Program for all Schedule II through IV controlled substances.
5. NED has a Pharmacy Alert System connected to all of Hawaii's pharmacies.
6. NED's Administrator has emergency scheduling powers for controlled substances and regulated chemicals.
7. NED is a law enforcement organization that specializes in pharmaceutical and chemical diversion cases.

**NED CRIMINAL CONTROLLED SUBSTANCE CASES 2010 - 2018**





### **Inspections:**

NED Special Agent's conducted 27 pre-opening pharmacy, medical office and medical marijuana dispensary facility registrant inspections at various locations statewide and initiated 3 new medical marijuana dispensary retail inspections.

## **NED'S PREVENTION PROGRAMS**

### **DRUG EDUCATION AND TRAINING PROGRAMS**

NED continues its work in this area informing the public, schools, businesses and law enforcement on Hawaii's illicit and pharmaceutical controlled substance drug problems. Presentations generally cover Hawaii's drug trends, drug identification, medical use of marijuana program, Hawaii's electronic prescription monitoring program now the prescription drug monitoring program, clandestine laboratories, chemicals utilized in the illegal manufacture of controlled substances and the physical / psychological effects that drugs do to the human body. Furthermore, in 2016, the NED partnered with the Department of the Attorney General in mentoring rural and underserved public school students in a drug prevention program known as "I Choose Me." The I Choose Me program provides high school-aged students with drug prevention knowledge that would not necessarily be part of the school curriculum. In FY 2019, NED conducted 40 educational drug/chemical, medical use of marijuana and clandestine laboratory presentations on all islands that was attended by approximately 2500 individuals. The NED also partnered with the Hawaii State Hospital by providing drug contraband recognition training for their hospital staff.

In July 2016, NED also partnered with the Department of the Attorney General, the county police departments, and the Department of Health to begin a drug takeback program based in local police stations across the State. The program allows the public to visit neighborhood police stations where they can deposit their unwanted medications anonymously and conveniently. The unwanted medications are later safely destroyed. To date, the program has been extremely successful.

| FISCAL YEAR | TRAINING SESSIONS | # OF INDIVIDUALS TRAINED |
|-------------|-------------------|--------------------------|
| 2019        | 40                | 2500                     |
| 2018        | 69                | 2207                     |
| 2017        | 42                | 1632                     |
| 2016        | 59                | 4801                     |
| 2015        | 77                | 9527                     |
| 2011        | 80                | 4869                     |
| 2010        | 61                | 2494                     |
| 2009        | 52                | 3953                     |
| 2008        | 77                | 7326                     |



## **ELECTRONIC PRESCRIPTION MONITORING PROGRAM**

During FY 2007 NED was awarded two Bureau of Justice Prescription Drug Monitoring (Harold Rodgers) Program grants. Utilizing these grants NED could hire two positions to implement an in house electronic prescription monitoring program. NED took over the function of the "Central Repository" of all Schedule II through V controlled substance prescription data statewide from all pharmacies. NED also established an Internet base webpage that has the capability of allowing pharmacies to electronically transmit data to NED.

These grants allowed NED the ability to hire a Clerk III to assist the PMP Investigator to input and analyze of all Schedule II through V controlled substances prescription data filled by all pharmacies registered in the State of Hawaii. In April of 2010 NED's PMP Investigator took a position with the Attorney General's Office and caused a backlog of data at NED. NED had to prioritize the issuance of reports to only agencies conducting criminal cases, pending NED acquiring a fully hosted prescription monitoring program vendor. During FY2011 NED was able to do a budget modification and obtain no cost extensions on these two grants. NED working in conjunction with several states came up with a strategy to develop software hosted by a vendor that could be utilized by numerous states.

In 2010 and 2011, NED's EPAS was not operational due to extended litigation involving the initial award of a new Prescription Drug Monitoring Program (PDMP) contract. In July 2011, the NED entered in to, and awarded a contract to RelayHealth McKesson in Atlanta as the vendor to operate the new Hawaii PDMP handling all aspects of the program. All pharmacies and dispensing physicians were required to comply with mandatory reporting to the PDMP by February 1, 2012, and to date there are more than 7 million controlled substance prescription records in the database and increasing.

Today, with mandatory registration of all pharmacies and dispensing physicians to submit prescription data to the PDMP, the program allows readily available prescription history for anyone prescribed controlled substances in schedule II-IV. This allows physicians or pharmacists the capability of retrieving prescription history for their patients to assist in best providing care, especially where controlled substance abuse is suspected. In addition, emergency room physicians were contacted to inform them that the program was operational for their use in evaluating patients that periodically visit their facilities seeking controlled substances.

The Hawaii Prescription Drug Monitoring Program (HI PDMP) is Hawaii's solution for monitoring Schedule II-IV controlled substances dispensed in Hawaii. Hawaii Revised Statutes (HRS), Chapter 329, Part VIII, Electronic Prescription Accountability System requires the Hawaii Narcotics Enforcement Division to establish and maintain an electronic controlled substances prescription database for the reporting of dispensed prescriptions for all Schedule II-IV controlled substances under federal law. This program was created to improve patient care and foster the goal of reducing misuse, abuse, and diversion of controlled substances; and to encourage cooperation and coordination among state, local, and federal agencies and other states to reduce the misuse, abuse, and diversion of controlled substances.

Chapter 329, Part VIII requires that each dispenser shall submit, by electronic means, information regarding each prescription dispensed for a controlled substance. Each dispenser shall submit the information required by HRS, Chapter 329, Part VIII to the central repository within seven (7) days of dispensing the controlled substance unless the NED waives this requirement for good cause shown by the dispenser.

The HI PDMP database and the information contained within the database are confidential; they are not public records and, therefore, are not subject to public disclosure. The HI PDMP shall ensure the security and confidentiality of the database and the information contained within the database.





During FY 19, NED's PDMP program collected data from all of Hawaii's dispensers resulting in approximately **1,399,366** new Schedule II through V controlled substance prescriptions entered into the system of which approximately 50 % were opioid prescriptions dispensed. Hawaii's PDMP authorizes controlled substance registrants (physicians, pharmacist, veterinarians, APRN and PAs) to access Hawaii's PDMP directly resulting in reduced manual runs by NED Special Agents for practitioners. The per capita ratio is approximately one prescription per person in Hawaii.

The HI PDMP database and the information contained within the database are confidential; they are not public records and, therefore, are not subject to public disclosure. The HI PDMP shall ensure the security and confidentiality of the database and the information contained within the database.

During FY 2018, NED's PDMP program collected data from all of Hawaii's dispensers resulting in approximately **1,399,366** new Schedule II through IV controlled substance prescriptions entered into the system of which, approximately 50% were opioid prescriptions dispensed. Hawaii's PDMP authorizes controlled substance registrants (physicians, pharmacist, veterinarians, APRN and PAs) to access Hawaii's PDMP directly resulting in reduced manual runs by NED Special Agents for practitioners. The per capita ratio is approximately one prescription per person in Hawaii.

#### **NED'S PHARMACY ALERT SYSTEM**

NED's Pharmacy Alert System was designed to link all of Hawaii's pharmacies (and soon to all dispensing registrants) electronically to the Division. NED can issue warning bulletins to all of Hawaii's 355 pharmacies registered to dispense controlled substances. This program allows NED to warn pharmacies of individuals suspected of pharmaceutical diversion and to update these pharmacies with information on new laws and amendments to Hawaii's Uniform Controlled Substance Act. NED's Pharmacy Alert System continues to identify multi-doctor patients attempting to obtain controlled substance prescriptions. In FY 2018, NED sent out 24 alert bulletins to pharmacies across the State.

#### **FORENSIC LABORATORY PROGRAM**

In November 2009, the Narcotics Enforcement Division Forensic Laboratory (NEDFL) began operations and during FY2011-2012 the laboratory attained international laboratory accreditation through the American Society of Crime Laboratory Directors/Lab Accreditation Board (ASCLD/LAB) accreditation program. This was a significant accomplishment as laboratories that demonstrate compliance with the highly recognized ASCLD/LAB-*International* standard have demonstrated they operate using sound management practices and are technically competent to perform forensic analytical tests for which they hold accreditation. The NEDFL's scope of accreditation includes controlled substance analysis, general chemical testing and clandestine laboratory analysis.

The NEDFL also serves to educate law enforcement, civilian support, correctional officers, and students in drug awareness, recognition and forensics. NEDFL forensic analysts have done presentations, in Clandestine Laboratory Chemical Recognition and Safety Awareness for law enforcement and civilian responders. Laboratory personnel have also presented seminars on New Emerging Drugs of Concern to educate correctional facility officers in the recognition of spice and bath salt related drugs that are of increasing community concern. Further, the NEDFL is committed to encouraging participation and edu-

cation of Hawaii's youth in Sciences and has participated in events, such as the Hawaii State Science Olympiad in which high school students statewide compete in their knowledge of forensics.

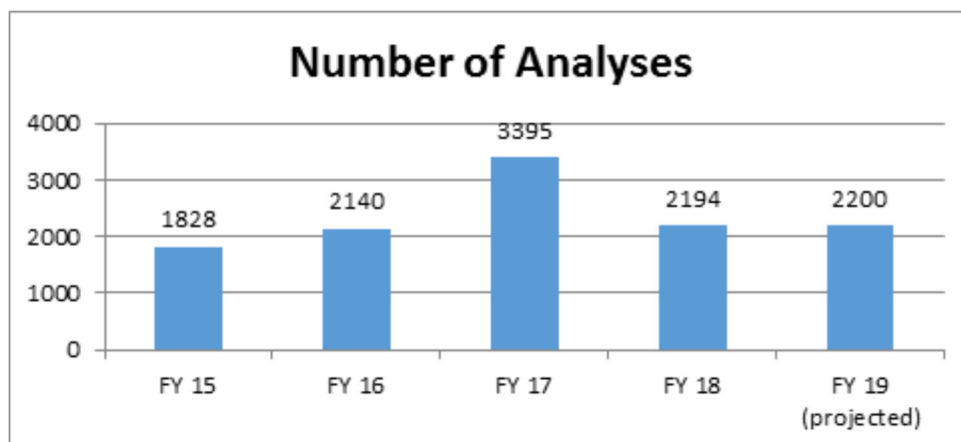
The laboratory applied to ASCLD/LAB for laboratory accreditation in April 2011 and the on-site assessment was completed in mid-July 2011. The assessment team did not issue any finding that required corrective actions. The assessment team reported their assessment results back to the ASCLD/LAB Board.

**On August 9, 2011, the ASCLD/LAB Board officially awarded accreditation, under its International Testing Program, to the NED Forensic Laboratory.** Accreditation by ASCLD/LAB is recognized by the criminal justice system as a means of determining that a laboratory has met a set of internationally recognized standards of operation for forensic laboratories.

In the Spring of FY 2018, the NED was approved by the ASCLD/LAB executive board to continue accreditation of its Forensic Laboratory with no significant corrective actions.

Today, the NED Forensic Laboratory continues its commitment to professional excellence by providing reliable, timely and quality forensic laboratory services. Continued maintenance of the accreditation the laboratory has received is essential is this commitment.

During FY 2018, NED's Special Agent / Criminalists analyzed 2194 samples. Due to fiscal restraints, NED has been screening all forensic drug laboratory requests and prioritizing them by their court or prosecution requirement.



## REGISTRATION SECTION

In FY 2019, NED's Registration section processed a combined total of 7682 certificates. NED's registration staff continues to maintain appropriate service levels to the medical community with the controlled substance registration program, chemical warehouse and storage companies through the regulated chemical program and addressing the numerous telephone calls that come in to NED during a normal work day.

## **NED PHARMACEUTICAL DRUG TAKEBACK PROGRAM AND REGISTRANT DISPOSAL PROGRAM**



With pharmaceutical drug abuse continuing to be one of the fastest growing drug abuse concerns across the country, NED continues to manage the drug take back program in Hawaii. A large percentage of people abusing prescription drugs obtain them from friends and relatives, often raiding the family medicine cabinet. In order to stem this trend, NED, along with our law enforcement and community partners, continues hosting State Prescription Drug Take Back Events. These Take Back Events provide a free, anonymous and environmentally safe opportunity for the public to turn in unused, unwanted or expired prescription medications. NED partnered with Kupuna Alert Partners (KAP) and other community groups and county police departments. The KAP consists of NED, the Department of the Attorney General, Department of Consumer Affairs, Department of Health and UH School of Pharmacy.

The NED also partnered with the DEA in two national drug take back events where thousands of pounds of unwanted medication was taken back and destroyed.

## **DOMESTIC CANNABIS ERADICATION / SUPPRESSION PROGRAM**

In 2010, the NED became a recognized agency and participant in the DEA Domestic Cannabis Eradication / Suppression Program (DCE/SP). NED was approached by DEA to coordinate and run marijuana eradication on Hawaii Island since Hawaii Police Department could no longer do so. NED personnel became trained in airborne law enforcement operations involving marijuana eradication and satisfactorily completed initial training in rappelling, short term airborne operations, helicopter operations and ground operations in hazardous working environments. Since officially becoming part of this program, with the assistance of other DCE/SP programs established within the county police departments and the State Department of Land and Natural Resources, the NED has successfully eradicated over 90,000 marijuana plants from various locations on Hawaii Island.

# Administration Division



**Maria Cook**, Deputy Director for Administration

The Administration Division provides administrative support services that enable corrections and law enforcement staff to carry out their responsibilities. Some of these services include training and staff development, fiscal and personnel management, management of the operating budget and capital improvements program budget, procurement, management information systems and research.





## **Administrative Services Office**

---

The Administrative Services Office provides a variety of support services to the entire department through the following units:

### **Planning and Research Unit**

The **Research & Statistics** area highlights the following activities in FY 2019:

#### **Weekly Reports**

- Departmental Population Reports
- Jail Reports
- Intake Services Population Reports

#### **Monthly Reports**

- Departmental Population Reports
- Inmate Max Out Report
- VA report
- JRI data extraction
- OHA Fatherhood Report
- Consular Reports

#### **Yearly Reports**

- Hawaii State Recidivism Report
- Federal IRS Report
- National Corrections Reporting Program
- National Prisoner Statistics
- National Inmate Survey
- Deaths in Custody
- State Criminal Alien Assistance Program
- Prison Rape Elimination Act Reporting
- Survey of Prison Inmates
- Compact of Free Association reporting
- Facility Statistical Handbooks

#### **Research Projects**

- Grant Submissions
- Experimental Evaluation of HOPE Pretrial
- Bureau of Justice Statistics Prison Population Survey
- ASCA Restrictive Housing Survey
- REPS Support
- Population projections for facility rebuild renovation projects
- ACA Survey Completion

#### **Legislative Coordinator**

- Triage and track bills during legislative session
- Attend Legislative Coordinator Meeting at the Governor's Office





## Administrative Services Office

The Planning area highlights in FY 2018 are as follows:

- AAFES relocation planning
- Negotiation with the Navy regarding the Navy Monitoring Wells at Halawa
- EA/EIS for Neighbor Island housing units, WCCC housing, Hookipa
- Manage over \$123 million in PSD CIP Projects
- Provide planning support for DHHL Environmental Impact Statement for Pulehunui Regional Infrastructure Master Plan
- Processed land conveyance for 40 ft. road reserve parcel at northern boundary of KCCC to support new housing project
- Processed land conveyance documents for WCCC property recognizing land use for correctional facility purposes
- Develop project for planning a potable water source/supply system for KCF
- Negotiated Consent of Entry for KCF in the undertaking and support of the National Ecological Observatory Network project (National Science Foundation)
- Provide support to DAGS for OCCC relocation alternative financing plan

The **Management Analyst** reports the following activities:

- Consolidated the FB-2018 Variance Report data for input into the Department of Budget and Financing eVARIANCE database. (B&F)
- Distributed Annual Self-Insurance certificates to the programs (Risk Management)
- Obtained Capitol Civic Center parking permits for the programs
- Updated Organizational Chart positions to reflect Act 5, SLH 2019, and the approved delegated organizational changes initiated by the programs. (B&F)
- Completed annual vehicle inventory and insurance coverage adjustments to DAGS. (Risk Management).
- Processed property insurance claims. (Risk Management)
- Reviewed and updated capital property locations and value for insurance coverage. (Risk Management)
- Reviewed and updated the department's real property locations as part of the State Building Asset Management (SBAM) System Review and Facility Information. (Risk Management)
- Distributed the annual automobile insurance invoices to the PSD Fiscal Office for billing. (Risk Management/B&F)

The **Capital Improvement Projects (CIP)** reports 78 projects statewide in FY 2018:

|    |          |  |
|----|----------|--|
| 6  | Projects | Halawa Correctional Facility (HCF)           |
| 4  | Projects | Kulani Correctional Facility (KCF)           |
| 6  | Projects | Waiawa Correctional Facility (WCF)           |
| 12 | Projects | Hawaii Community Correctional Center (HCCC)  |
| 9  | Projects | Maui Community Correctional Center (MCCC)    |
| 11 | Projects | Oahu Community Correctional Center (OCCC)    |
| 11 | Projects | Kauai Community Correctional Center (KCCC)   |
| 9  | Projects | Women's Community Correctional Center (WCCC) |
| 5  | Projects | Administrative Projects                      |

- PSD statewide Sustainability Master Plan CIP Project
- PSD ADA statewide Master Plan CIP Project



# Administrative Services Office

## **Procurement and Contracts Unit**

The Procurement and Contracts Unit (PC) continues to provide departmental services on the procurement of health and human services, equipment, various goods and services using the formal bid process and the HlePRO.

In FY 2019, PC has been involved with State Procurement Office (SPO) on their cooperative purchase with the National Association of State Procurement Officers (NASPO) for the Procurement Acquisition Support Services. The SPO together with NASPO issued a nationwide cooperative purchase vendor list on June 6, 2019 and is effective through June 5, 2021.

The following are highlights of PC's activities in FY 2019:

- 44 new solicitations for 103D and 103F contracts
- 24 contract extensions.
- 97 HlePRO Waivers
- 2 sole source requests
- 3 procurement exemptions
- 2 Procurement Violation

## **Information Technology Systems Unit**

The Information Technology Systems Unit (ITS) supports the department in providing a technological system that enhances the delivery of services. ITS supports interfaces, in-house applications as well as purchased applications and enhancements. We administer, plan and direct all Application System Design, development, implementation and maintenance of departmental business application computer systems. We strive to maintain up-to-date technology, knowing the importance of regulatory compliance, security and increased productivity. We manage and oversee the activities of the PSD computer networks including deployment of hardware, software and transmission media to enable connectivity to the Department Local Area Network/Wide Area Network (LAN/WAN).

The following are projects ITS started/completed in FY 2019:

- **Network Upgrade.** Higher-bandwidth connectivity was made for Hawaii Community Correctional Center (HCCC) – Hale Nani, Kauai Community Correctional Center (KCCC), Narcotics Enforcement Division (NED) and Mainland Branch. The increase in bandwidth connection will allow computers to better perform, allows for a more open flow of traffic, improve background activities like updates and print jobs.
- **Computers.** To meet Enterprise Technology Services (ETS) objective to have all computers on Windows 10 by close of calendar year 2019, ITS has imaged over 150+ computers. The computers were distributed to Maui Correctional Community Center (MCCC), Sheriff Division, Halawa Correctional Facility (HCF), and Hawaii Paroling Authority (HPA).
- **Surveillance Cameras.** Cameras were installed for Hawaii Paroling Authority (HPA) – Alakea Street and HPA AAFES building and NED. For HPA, the surveillance cameras were connected between the two offices. For NED, the cameras would provide additional security around the NED building and cellblock.
- **HiPay Kiosk Computers.** The State of Hawaii implemented a new payroll system called the Hawaii Information Portal (HIP). The system provides online features to all civil service em-

# Administrative Services Office

employees and reduce manual paper processes by implementing a modern payroll application. HiPay Kiosk computers were installed at the prisons and jails so employees could easily get to HiPay.

- **Corrections Collaboration System (CCS).** Steps are being taken to initiate a new system, CCS. Request for Information (RFI) has been circulated to interested parties wanting to bid on the contract to develop the CCS. Contract execution date is tentatively set for March 2020.
- **Payroll Report adjustment.** Ensure payroll distribution reports would accommodate HiPay system.
- **Sheriff's eForce Upgrade** Upgrade provides a web-based application and up to date security.

## Office Services Unit

Office Services was able to get a new replacement Messenger Van. The old Messenger Van is now added to the fleet of vehicles available to PSD AAFES staff for official business. With this added work vehicle, we can cut down on purchasing Civic Center passes and personal vehicle mileage.

## Operating Budget Unit

See attached table showing Annual Expenditure Report for Fiscal Year 2019.

| ANNUAL EXPENDITURE REPORT                                   |                       |                       |                        |                        |                   |                     |
|---|-----------------------|-----------------------|------------------------|------------------------|-------------------|---------------------|
|   |                       |                       |                        |                        |                   | 10/2/2019           |
| Fiscal Year 2019  | Means of Financing    |                       |                        |                        |                   |                     |
| Program   | Total                 | General               | Special /<br>Revolving | Inter-<br>Departmental | County            | Federal             |
| <b>Corrections</b>  |                       |                       |                        |                        |                   |                     |
| Halawa Correctional Facility                                | 28,445,476.15         | 28,445,476.15         |                        |                        |                   |                     |
| Kulani Correctional Facility                                | 5,972,157.87          | 5,972,157.87          |                        |                        |                   |                     |
| Waiawa Correctional Facility                                | 7,610,261.54          | 7,610,261.54          |                        |                        |                   |                     |
| Hawaii Community Correctional Center                        | 13,161,709.81         | 13,161,709.81         |                        |                        |                   |                     |
| Maui Community Correctional Center                          | 13,301,733.81         | 13,172,147.79         |                        |                        | 129,586.02        |                     |
| Oahu Community Correctional Center                          | 34,996,967.76         | 34,996,967.76         |                        |                        |                   |                     |
| Kauai Community Correctional Center                         | 5,616,289.42          | 5,616,289.42          |                        |                        |                   |                     |
| Women's Community Correctional Center                       | 9,359,350.68          | 9,359,350.68          |                        |                        |                   |                     |
| Non-State Facilities  | 52,706,325.75         | 52,706,325.75         |                        |                        |                   |                     |
| Intake Service Centers                                      | 3,364,838.89          | 3,364,838.89          |                        |                        |                   |                     |
| Corrections Program Services                                | 21,806,061.61         | 21,633,629.48         |                        |                        |                   | 172,432.13          |
| Health Care   | 29,853,797.35         | 29,853,797.35         |                        |                        |                   |                     |
| Correctional Industries                                     | 4,254,029.16          |                       | 4,254,029.16           |                        |                   |                     |
| <b>Total - Corrections</b>                                  | <b>230,448,999.80</b> | <b>225,892,952.49</b> | <b>4,254,029.16</b>    | <b>-</b>               | <b>129,586.02</b> | <b>172,432.13</b>   |
| <b>Emergency Appropriation</b>                              |                       |                       |                        |                        |                   |                     |
| Emergency Appropriation - MCCC                              | 5,102,000.00          | 5,102,000.00          |                        |                        |                   |                     |
| Emergency Appropriation - Inmate Housing                    | 2,000,000.00          | 2,000,000.00          |                        |                        |                   |                     |
| <b>Total - Emergency Appropriation</b>                      | <b>7,102,000.00</b>   | <b>7,102,000.00</b>   | <b>-</b>               | <b>-</b>               | <b>-</b>          | <b>-</b>            |
| <b>Law Enforcement</b>                                      |                       |                       |                        |                        |                   |                     |
| Narcotics Enforcement Division                              | 2,837,114.32          | 1,207,284.71          | 761,993.96             |                        |                   | 867,835.65          |
| Sheriff Division  | 28,041,658.99         | 21,037,047.62         |                        | 6,998,399.09           |                   | 6,212.28            |
| <b>Total - Law Enforcement</b>                              | <b>30,878,773.31</b>  | <b>22,244,332.33</b>  | <b>761,993.96</b>      | <b>6,998,399.09</b>    | <b>-</b>          | <b>874,047.93</b>   |
| <b>General Administrative and Attached Agencies</b>         |                       |                       |                        |                        |                   |                     |
| Hawaii Paroling Authority - Determination                   | 493,588.81            | 493,588.81            |                        |                        |                   |                     |
| Hawaii Paroling Authority - Supervisory & Counseling        | 4,305,318.23          | 4,305,318.23          |                        |                        |                   |                     |
| Crime Victim Compensation Commission                        | 1,796,502.86          | 474,734.55            | 1,230,768.31           |                        |                   | 91,000.00           |
| General Administration                                      | 18,776,255.38         | 16,987,394.13         | 659,983.51             |                        |                   | 1,128,877.74        |
| <b>Total - General Administrative and Attached Agencies</b> | <b>25,371,665.28</b>  | <b>22,261,035.72</b>  | <b>1,890,751.82</b>    | <b>-</b>               | <b>-</b>          | <b>1,219,877.74</b> |
| <b>Grand Total - Department of Public Safety</b>            | <b>293,801,438.39</b> | <b>277,500,320.54</b> | <b>6,906,774.94</b>    | <b>6,998,399.09</b>    | <b>129,586.02</b> | <b>2,266,357.80</b> |
| Report is based from MBPE02-1 and includes encumbrances     |                       |                       |                        |                        |                   |                     |





## Fiscal Office

---

The Fiscal Office services the entire department by providing fiscal management services through three subunits:

- \* Accounting
- \* Payroll
- \* Vouchering

The Accounting Unit maintains the departmental accounts record keeping systems for state appropriations and allotments, as well as grant awards. It provides federal grant financing reporting services, processes all inter-departmental and intra-departmental reimbursements, coordinates all inventory reporting with the Department of Accounting and General Services (DAGS), and oversees the state's purchasing card (pCard) program that was implemented in PSD during FY 2006.

The Payroll Unit processes all payroll transactions for the department and its attached agencies to the Department of Accounting and General Services (DAGS). This unit audits all payroll claims and ensures compliance with collective bargaining agreements as well as federal and state laws.

The Vouchering Unit processes all purchase orders of the department to DAGS for payment to vendors, based on the decentralized encumbrance of funds by the requisitioning programs. This unit is responsible for ensuring compliance with state laws, rules, and regulations by auditing each purchase initiated within the department.





## Personnel Management Office

The Personnel Management Office is responsible for the administration of personnel programs for the department. The office includes three major sections:

**LABOR RELATIONS** (LR) administers eight collective bargaining agreements, as well as Executive Orders covering those employees excluded from collective bargaining.

**STAFFING AND TECHNICAL SERVICES** (STS) manages recruitment, examination, classification, and employment suitability. STS conducts screening and examinations for the Adult Corrections Officers and Deputy Sheriff recruitments. This includes the written civil service examination, Physical agility test, oral interviews, truth verification, and psychological testing. STS does outreach to the public by attending job fairs at local universities, colleges, and high schools to educate students about future careers in corrections, law enforcement and administrative positions.

**EMPLOYEE RELATIONS AND TRANSACTION** (ERT) manages a myriad of programs including but not limited to employee assistance programs, fitness for duty examinations, placement of personnel, workers' compensation, employee safety, transactions, health fund, retirement benefits, incentive and service awards, leave records, pay adjustments, Family and Medical Leave Act (FMLA), and misc. leave programs.

### **HIGHLIGHTS OF FY 2014 ACTIVITIES**

#### **Recruitment:**

With an average 7.9% annual turnover rate for more than 2700 authorized positions, the STS workload involves recruitment to fill over 300 vacancies. The results over three fiscal years are as follows:

#### **Number of Positions Filled FY 2017 – FY 2019**

| Position Class            | FY 2019    | FY 2018    | FY 2017      |
|---------------------------|------------|------------|--------------|
| Adult Corrections Officer | 83         | 79         | 131          |
| Deputy Sheriff            | 27         | 17         | 17           |
| Other                     | 146        | 212        | 165.8        |
| <b>Total</b>              | <b>256</b> | <b>308</b> | <b>325.8</b> |

**Number of Position Classification Actions Taken  
FY 2017 – FY 2019**

| YEAR  | FY 2019 | FY 2018 | FY 2017 |
|-------|---------|---------|---------|
| TOTAL | 575     | 503     | 601     |

**Number of Employment Suitability Reviews Processed  
FY 2017 – FY 2019**

| Position Class            | FY 2019    | FY 2018    | FY 2017    |
|---------------------------|------------|------------|------------|
| Adult Corrections Officer | 84         | 115        | 158        |
| Deputy Sheriff            | 44         | 25         | 40         |
| Other                     | 173        | 223        | 213        |
| <b>Total</b>              | <b>301</b> | <b>363</b> | <b>411</b> |

# Training & Staff Development Office



The mission of the Training and Staff Development (TSD) Office is to provide high quality, job-related, and competency-based training for Department of Public Safety (PSD) and its employees. TSD is responsible for planning, developing, implementing, and coordinating appropriate training for both uniformed and civilian personnel of the Department.

Please see separate Training and Staff Development Annual Training Report for more information.

## FY19 Training Academy Summary

Further information specific to training may be found in the 2018 Annual Training Report.

### PSD Employees trained by Academy Staff

5960 attended 364 Classes

- Offered 489 classes – the Divisions completed 364: 74%
- Filled 3,973 of 7880 available seats 51%
- Total Instructional Hours provided: 7552



### Highlights:

- *Corrections Familiarization Training (CFT) for Civilian employees assigned to the facilities.*  
3 Classes 40 Hrs / Each—74 New Civilian Employees Trained
- *Basic Corrections Recruit Training*  
3 Classes 384 Hrs / Each—59 ACOR's Trained
- *Basic Law Enforcement Recruit Training*  
1 Class 968 Hours—18 LEO's Trained
- *Supervisor Development Training*  
1 Class 40 Hrs—24 New Supervisors Trained
- *Inst Classes (Initial Certification and Various Specialty Subjects)*  
15 Classes Various Hours 145 Instructors Trained





## Training & Staff Development Office

---

- High Liability Training
  - *Annual Firearms Training & Qualification*  
137 Classes 8 Hours/Each                      1511 ACO's/LEO's Trained
  - *Annual Defensive Tactics*  
35 Classes 16 Hours/Each                      299 ACO's/LEO's Trained
  - *Baton*  
9 Classes 3 Hours/Each                      159 ACO's/LEO's Trained
  - *OC Defense Spray*  
11 Classes 3 Hours/Each                      167 ACO's /LEO's Trained
  - *Use of Force Decision Making (Simulator)*  
23 Classes 8 Hours/Each                      187 ACO's/LEO's Trained
  - *First Aid / CPR/ AED*  
23 Classes 8 Hours/Each                      422 ACO's/LEO's Trained
  - *PREA*  
42 Classes 3 Hours/Each                      411 ACO's/LEO's Trained



# ATTACHMENT A

## REPORT TO THE LEGISLATURE—2019-2020 Performance Indicators Legislative Report Act 212 Hawaii Revised Statutes 353H

### Stock Population

#### Gender

| Month     | Males | Females |
|-----------|-------|---------|
| July      | 5044  | 676     |
| August    | 4985  | 651     |
| September | 5022  | 660     |
| October   | 5036  | 681     |
| November  | 4972  | 670     |
| December  | 4883  | 669     |
| January   | 4854  | 693     |
| February  | 4841  | 689     |
| March     | 4833  | 685     |
| April     | 4852  | 689     |
| May       | 4876  | 699     |
| June      | 4917  | 694     |

#### Ethnic Group

| Ethnic Group          | July | August | September | October | November | December | January | February | March | April | May  | June |
|-----------------------|------|--------|-----------|---------|----------|----------|---------|----------|-------|-------|------|------|
| American Indian       | 22   | 23     | 24        | 22      | 22       | 24       | 22      | 21       | 20    | 22    | 21   | 21   |
| African American      | 243  | 237    | 237       | 240     | 231      | 229      | 222     | 242      | 230   | 224   | 223  | 232  |
| Caucasian             | 1337 | 1316   | 1326      | 1311    | 1304     | 1282     | 1285    | 1282     | 1283  | 1290  | 1301 | 1287 |
| Chinese               | 39   | 38     | 38        | 35      | 37       | 34       | 32      | 37       | 38    | 43    | 36   | 38   |
| Filipino              | 645  | 631    | 640       | 649     | 650      | 631      | 626     | 631      | 632   | 642   | 632  | 656  |
| Gaum/Pacific Islander | 49   | 46     | 43        | 41      | 40       | 41       | 41      | 40       | 41    | 42    | 39   | 41   |
| Native Hawaiian       | 2121 | 2075   | 2111      | 2140    | 2089     | 2064     | 2079    | 2047     | 2052  | 2039  | 2053 | 2060 |
| Hispanic              | 127  | 132    | 130       | 131     | 127      | 126      | 131     | 122      | 124   | 127   | 129  | 130  |
| Japanese              | 242  | 242    | 248       | 229     | 232      | 231      | 214     | 232      | 229   | 231   | 231  | 219  |
| Korean                | 43   | 39     | 40        | 45      | 40       | 41       | 44      | 41       | 41    | 42    | 43   | 45   |
| Samoan                | 302  | 304    | 290       | 301     | 297      | 298      | 298     | 303      | 290   | 299   | 302  | 302  |
| Other                 | 183  | 179    | 171       | 178     | 183      | 174      | 186     | 180      | 176   | 173   | 169  | 179  |
| Unknown               | 373  | 380    | 391       | 401     | 396      | 384      | 376     | 361      | 372   | 376   | 404  | 409  |

# ATTACHMENT A

## REPORT TO THE LEGISLATURE—2019-2020

### Stock Population

#### Age Group

| Age Group (years) | July | August | September | October | November | December | January | February | March | April | May | June |
|-------------------|------|--------|-----------|---------|----------|----------|---------|----------|-------|-------|-----|------|
| 18 to 19          | 36   | 38     | 42        | 35      | 34       | 32       | 29      | 30       | 33    | 33    | 42  | 46   |
| 20 to 24          | 429  | 408    | 399       | 400     | 392      | 382      | 373     | 385      | 403   | 392   | 393 | 393  |
| 25 to 29          | 879  | 864    | 861       | 888     | 871      | 843      | 859     | 825      | 808   | 848   | 861 | 848  |
| 30 to 34          | 976  | 933    | 937       | 928     | 920      | 909      | 902     | 917      | 904   | 914   | 937 | 928  |
| 35 to 39          | 888  | 884    | 899       | 928     | 914      | 883      | 868     | 882      | 871   | 853   | 847 | 853  |
| 40 to 44          | 690  | 701    | 700       | 733     | 706      | 696      | 714     | 699      | 682   | 692   | 684 | 710  |
| 45 to 49          | 578  | 589    | 600       | 591     | 591      | 589      | 575     | 578      | 584   | 590   | 557 | 569  |
| 50 to 54          | 521  | 508    | 513       | 492     | 492      | 489      | 474     | 465      | 476   | 474   | 481 | 492  |
| 55 to 69          | 355  | 347    | 352       | 344     | 349      | 351      | 370     | 370      | 374   | 367   | 364 | 371  |
| 60 to 64          | 213  | 212    | 224       | 225     | 223      | 223      | 229     | 225      | 224   | 214   | 238 | 231  |
| 65 and older      | 156  | 153    | 157       | 154     | 151      | 157      | 158     | 158      | 164   | 168   | 174 | 173  |
| Unknown           | 5    | 5      | 5         | 5       | 5        | 5        | 5       | 5        | 5     | 5     | 5   | 5    |

#### Crime Class

| Ethnic Group   | July | August | September | October | November | December | January | February | March | April | May  | June |
|----------------|------|--------|-----------|---------|----------|----------|---------|----------|-------|-------|------|------|
| All Other      | 1415 | 1379   | 1394      | 1356    | 1346     | 1315     | 1282    | 1275     | 1285  | 1340  | 1322 | 1346 |
| Drug           |      |        |           |         |          |          |         |          |       |       |      |      |
| Paraphernalia  | 195  | 227    | 223       | 189     | 195      | 168      | 193     | 176      | 182   | 190   | 160  | 149  |
| Major Violent  | 271  | 274    | 272       | 284     | 272      | 286      | 287     | 293      | 292   | 294   | 290  | 297  |
| Missing        | 26   | 27     | 27        | 26      | 26       | 27       | 30      | 29       | 31    | 30    | 31   | 30   |
| Other Violent  | 570  | 544    | 568       | 579     | 582      | 543      | 563     | 579      | 537   | 538   | 524  | 537  |
| Property       | 1437 | 1387   | 1440      | 1530    | 1449     | 1415     | 1419    | 1387     | 1350  | 1380  | 1393 | 1388 |
| Revocation     | 675  | 684    | 675       | 638     | 659      | 687      | 677     | 684      | 699   | 645   | 679  | 687  |
| Robbery        | 234  | 232    | 231       | 230     | 229      | 234      | 228     | 211      | 227   | 220   | 246  | 236  |
| Serious Drug   | 523  | 501    | 475       | 514     | 508      | 506      | 491     | 523      | 543   | 529   | 543  | 556  |
| Sexual Assault | 380  | 387    | 384       | 377     | 382      | 378      | 386     | 382      | 382   | 384   | 395  | 393  |

# ATTACHMENT A

## REPORT TO THE LEGISLATURE—2019-2020

### Admissions

|           | FY 2014 |        | FY 2015 |        | FY 2016 |        | FY 2017 |        | FY 2018 |        | FY 2019 |        |
|-----------|---------|--------|---------|--------|---------|--------|---------|--------|---------|--------|---------|--------|
| Month     | Male    | Female | Male    | Female | Male    | Female | Male    | Female | Male    | Female | Male    | Female |
| July      | 922     | 203    | 988     | 230    | 921     | 253    | 900     | 220    | 849     | 221    | 897     | 235    |
| August    | 896     | 210    | 897     | 187    | 914     | 215    | 923     | 202    | 955     | 216    | 815     | 186    |
| September | 812     | 216    | 986     | 200    | 926     | 247    | 916     | 240    | 889     | 187    | 851     | 185    |
| October   | 938     | 245    | 989     | 233    | 915     | 229    | 916     | 226    | 904     | 188    | 980     | 245    |
| November  | 819     | 208    | 743     | 211    | 872     | 207    | 869     | 220    | 816     | 214    | 789     | 181    |
| December  | 767     | 190    | 872     | 240    | 887     | 233    | 831     | 177    | 801     | 207    | 740     | 175    |
| January   | 896     | 228    | 896     | 225    | 904     | 194    | 921     | 213    | 890     | 204    | 878     | 199    |
| February  | 877     | 191    | 854     | 225    | 796     | 209    | 801     | 153    | 838     | 192    | 800     | 195    |
| March     | 922     | 246    | 970     | 239    | 1036    | 248    | 916     | 228    | 793     | 183    | 818     | 194    |
| April     | 955     | 211    | 965     | 242    | 948     | 213    | 802     | 179    | 847     | 184    | 858     | 197    |
| May       | 904     | 221    | 868     | 210    | 879     | 212    | 962     | 218    | 942     | 213    | 900     | 215    |
| June      | 874     | 224    | 867     | 237    | 905     | 220    | 914     | 238    | 849     | 206    | 841     | 208    |

### Releases

|           | FY 2014 |        | FY 2015 |        | FY 2016 |        | FY 2017 |        | FY 2018 |        | FY 2018 |        |
|-----------|---------|--------|---------|--------|---------|--------|---------|--------|---------|--------|---------|--------|
| Month     | Male    | Female | Male    | Female | Male    | Female | Male    | Female | Male    | Female | Male    | Female |
| July      | 902     | 212    | 905     | 226    | 913     | 203    | 957     | 233    | 861     | 221    | 859     | 189    |
| August    | 910     | 181    | 894     | 207    | 859     | 241    | 946     | 222    | 933     | 223    | 872     | 210    |
| September | 831     | 223    | 922     | 201    | 921     | 264    | 970     | 236    | 859     | 195    | 811     | 175    |
| October   | 962     | 232    | 1012    | 256    | 999     | 224    | 925     | 221    | 902     | 207    | 965     | 224    |
| November  | 899     | 244    | 778     | 210    | 895     | 216    | 929     | 231    | 912     | 216    | 854     | 192    |
| December  | 813     | 212    | 871     | 230    | 936     | 261    | 928     | 213    | 882     | 221    | 829     | 176    |
| January   | 845     | 204    | 803     | 223    | 850     | 196    | 833     | 203    | 838     | 205    | 907     | 175    |
| February  | 764     | 192    | 912     | 189    | 778     | 176    | 879     | 189    | 797     | 170    | 813     | 199    |
| March     | 930     | 246    | 907     | 211    | 1018    | 237    | 933     | 212    | 873     | 214    | 822     | 200    |
| April     | 959     | 207    | 936     | 224    | 961     | 216    | 820     | 206    | 856     | 173    | 840     | 191    |
| May       | 899     | 216    | 935     | 219    | 922     | 210    | 948     | 201    | 910     | 203    | 878     | 203    |
| June      | 893     | 218    | 840     | 233    | 876     | 220    | 827     | 203    | 855     | 225    | 800     | 213    |



# ATTACHMENT A

## REPORT TO THE LEGISLATURE—2019-2020

### Median Length of Stay

Median Length of Stay based on October 2019 Releases

| Custody Status              | Release Disposition | Number of Releases | Median Length of Stay (Days) |
|-----------------------------|---------------------|--------------------|------------------------------|
| Sentenced Felon             | CREL                | 1                  | 44                           |
|                             | DIED                | 9                  | 5521                         |
|                             | PAR                 | 540                | 1243.5                       |
|                             | PROB                | 6                  | 205.5                        |
|                             | RADM                | 1                  | 0                            |
|                             | RTO                 | 1                  | 2402                         |
|                             | SRP                 | 1                  | 619                          |
|                             | TS                  | 209                | 1690                         |
| Sentenced Felon Probationer | DISCHARGE           | 17                 | 42                           |
|                             | BAIL                | 1                  | 350                          |
|                             | BOND                | 1                  | 61                           |
|                             | PAR                 | 2                  | 288.5                        |
|                             | PROB                | 1671               | 85                           |
|                             | RADM                | 8                  | 18.5                         |
|                             | RHSH                | 1                  | 199                          |
|                             | ROR                 | 34                 | 166.5                        |
|                             | RTO                 | 4                  | 328.5                        |
|                             | SR                  | 2                  | 53.5                         |
|                             | SRP                 | 85                 | 170                          |
|                             | TS                  | 70                 | 85.5                         |
| Pretrial Felon              | DISCHARGED          | 61                 | 19                           |
|                             | ACQ                 | 2                  | 136                          |
|                             | BAIL                | 247                | 8                            |
|                             | BC                  | 2                  | 60.5                         |
|                             | BOND                | 647                | 10                           |
|                             | CREL                | 2                  | 52                           |
|                             | DIED                | 1                  | 28                           |
|                             | DISM                | 58                 | 53                           |
|                             | NOPR                | 7                  | 2                            |
|                             | PROB                | 103                | 83                           |
|                             | RADM                | 4                  | 0.5                          |
|                             | RHSH                | 104                | 128.5                        |
|                             | ROR                 | 375                | 71                           |
|                             | RTA                 | 19                 | 4                            |
|                             | RTO                 | 3                  | 14                           |
|                             | SR                  | 497                | 15                           |
|                             | SRP                 | 252                | 85                           |
|                             | SRS                 | 83                 | 46                           |
|                             | TS                  | 48                 | 24                           |

# ATTACHMENT A

## REPORT TO THE LEGISLATURE—2019-2020

### Median Length of Stay

Median Length of Stay based on October 2018 Releases

| Custody Status        | Release Disposition | Number of Releases | Median Length of Stay (Days) |
|-----------------------|---------------------|--------------------|------------------------------|
| PRETRIAL MISDEMEANANT | DISCHARGED          | 19                 | 12                           |
|                       | ACQ                 | 2                  | 31.5                         |
|                       | BAIL                | 334                | 4                            |
|                       | BOND                | 180                | 5                            |
|                       | DIED                | 1                  | 12                           |
|                       | DISM                | 70                 | 29                           |
|                       | ER                  | 1                  | 5                            |
|                       | NOPR                | 5                  | 6                            |
|                       | PROB                | 82                 | 14                           |
|                       | RADM                | 4                  | 0                            |
|                       | RHSH                | 131                | 44                           |
|                       | ROR                 | 209                | 9                            |
|                       | RTA                 | 166                | 8                            |
|                       | RTO                 | 6                  | 9                            |
|                       | SR                  | 116                | 13                           |
|                       | SRP                 | 9                  | 26                           |
|                       | SRS                 | 1                  | 28                           |
|                       | TS                  | 324                | 10                           |
| HOLDS                 | DISCHARGED          | 8                  | 28.5                         |
|                       | ACQ                 | 1                  | 0                            |
|                       | BAIL                | 1                  | 1                            |
|                       | BOND                | 2                  | 87.5                         |
|                       | DISM                | 4                  | 14                           |
|                       | RADM                | 4                  | 44                           |
|                       | RHSH                | 2                  | 2                            |
|                       | RTO                 | 77                 | 17                           |
|                       | TS                  | 2                  | 35                           |
| PROBATION VIOLATOR    | DISCHARGED          | 10                 | 22.5                         |
|                       | BAIL                | 67                 | 15                           |
|                       | BOND                | 74                 | 13.5                         |
|                       | CREL                | 1                  | 67                           |
|                       | DIED                | 1                  | 0                            |
|                       | DISM                | 5                  | 10                           |
|                       | PROB                | 68                 | 31.5                         |
|                       | RADM                | 5                  | 0                            |
|                       | RHSH                | 14                 | 116                          |
|                       | ROR                 | 965                | 14                           |
|                       | RTA                 | 4                  | 19                           |
|                       | RTO                 | 3                  | 36                           |
|                       | SR                  | 17                 | 106                          |
|                       | SRP                 | 77                 | 112                          |
|                       | SRS                 | 1                  | 46                           |
|                       | TS                  | 12                 | 29.5                         |



# ATTACHMENT A

---

## REPORT TO THE LEGISLATURE—2019-2020

### **Median Length of Stay**

Median Length of Stay based on October 2018 Releases

| Custody Status | Release Disposition | Number of Releases | Median Length of Stay (Days) |
|----------------|---------------------|--------------------|------------------------------|
| HOPE PROGRAM   | BAIL                | 10                 | 6.5                          |
|                | BOND                | 2                  | 18.5                         |
|                | PROB                | 215                | 18                           |
|                | RADM                | 1                  | 21                           |
|                | RHSH                | 4                  | 120.5                        |
|                | ROR                 | 868                | 14                           |
|                | SR                  | 2                  | 347.5                        |
|                | SRP                 | 20                 | 172.5                        |
|                | SRS                 | 1                  | 386                          |
|                | TS                  | 2                  | 24.5                         |
|                |                     |                    |                              |



# ATTACHMENT A

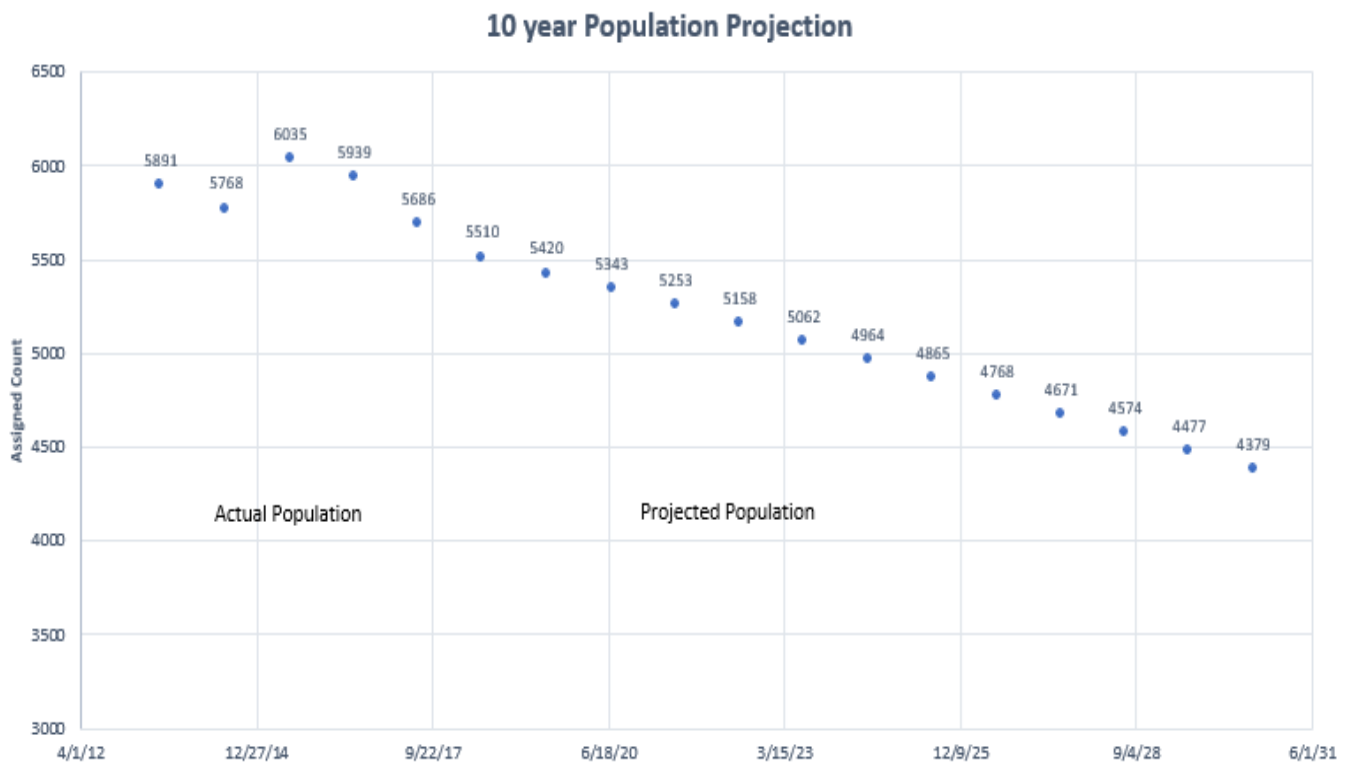
## REPORT TO THE LEGISLATURE—2019-2020

### **10 Year Population Projection**

The data used for the projection were the weekly assigned counts from the weekly population reports.

The projection was done with a stepwise autoregression model.

The data points are the first Monday of each Fiscal Year.





# ATTACHMENT A

## REPORT TO THE LEGISLATURE—2019-2020

**Monthly Intakes**—The rest of the file is sub-divided by Demographic and Custody Information

### Custody Status

| Month  | Ethnic Group    | Pretrial Felon | Pretrial Misdemeanant | Pretrial Petty Misdemeanant | Missing |
|--------|-----------------|----------------|-----------------------|-----------------------------|---------|
| July   | Missing         | 13             | 23                    | 25                          | 4       |
|        | Other           | 7              | .                     | .                           | .       |
|        | Chinese         | 5              | 13                    | 6                           | .       |
|        | White           | 160            | 182                   | 111                         | 85      |
|        | Filipino        | 66             | 68                    | 22                          | 20      |
|        | Gaum/Pac Isl    | 2              | 7                     | 1                           | .       |
|        | Hawn            | 179            | 185                   | 32                          | 95      |
|        | American Indian | 5              | 1                     | 2                           | 1       |
|        | Japanese        | 36             | 22                    | 8                           | 7       |
|        | Korean          | 1              | 3                     | 1                           | 1       |
|        | Mexican         | 19             | 12                    | 8                           | 11      |
|        | Black           | 26             | 38                    | 19                          | 9       |
|        | Hispanic        | 7              | .                     | 1                           | .       |
|        | Samoan          | 17             | 26                    | 17                          | .       |
|        | Tonga           | 8              | 1                     | 1                           | 1       |
|        | Unknown         | .              | 5                     | 1                           | 1       |
|        | Missing         | 17             | 26                    | 21                          | 2       |
|        | Other           | 1              | 5                     | 2                           | .       |
|        | Chinese         | 4              | 11                    | 2                           | .       |
|        | White           | 129            | 182                   | 70                          | 68      |
| August | Filipino        | 41             | 47                    | 19                          | 16      |
|        | Gaum/Pac Isl    | 1              | 3                     | 2                           | .       |
|        | Hawn            | 122            | 130                   | 37                          | 54      |
|        | American Indian | 1              | 2                     | 2                           | 1       |
|        | Japanese        | 12             | 21                    | 9                           | 3       |
|        | Korean          | 7              | .                     | 1                           | .       |
|        | Mexican         | 12             | 30                    | 8                           | 9       |
|        | Black           | 9              | 34                    | 10                          | 4       |
|        | Hispanic        | 9              | 5                     | .                           | 4       |
|        | Samoan          | 22             | 18                    | 11                          | 4       |
|        | Tonga           | 2              | 2                     | .                           | 1       |
|        | Unknown         | 2              | .                     | .                           | .       |

# ATTACHMENT A

## REPORT TO THE LEGISLATURE—2019-2020

**Monthly Intakes**—The rest of the file is sub-divided by Demographic and Custody Information

### Custody Status

| Month     | Ethnic Group    | Pretrial Felon | Pretrial Misdemeanant | Pretrial Petty Misdemeanant | Missing |
|-----------|-----------------|----------------|-----------------------|-----------------------------|---------|
| September | Missing         | 20             | 35                    | 16                          | 9       |
|           | Other           | 2              | 1                     | 1                           | .       |
|           | Chinese         | 8              | 13                    | 1                           | 1       |
|           | White           | 111            | 190                   | 66                          | 47      |
|           | Filipino        | 31             | 37                    | 16                          | 10      |
|           | Gaum/Pac Isl    | 2              | 4                     | .                           | .       |
|           | Hawn            | 119            | 168                   | 41                          | 88      |
|           | American Indian | 3              | 2                     | 3                           | .       |
|           | Japanese        | 16             | 30                    | 7                           | 4       |
|           | Korean          | 4              | 5                     | .                           | 1       |
|           | Mexican         | 13             | 8                     | 8                           | 7       |
|           | Black           | 20             | 33                    | 11                          | 7       |
|           | Hispanic        | 3              | 6                     | 5                           | 2       |
|           | Samoan          | 19             | 19                    | 5                           | 1       |
|           | Tonga           | 4              | 2                     | .                           | .       |
|           | Unknown         | .              | 5                     | .                           | 4       |
| October   | Missing         | 27             | 28                    | 21                          | 6       |
|           | Other           | 1              | 7                     | 3                           | .       |
|           | Chinese         | 2              | 8                     | 2                           | 1       |
|           | White           | 118            | 211                   | 113                         | 54      |
|           | Filipino        | 40             | 47                    | 14                          | 6       |
|           | Gaum/Pac Isl    | 4              | 5                     | 3                           | .       |
|           | Hawn            | 165            | 188                   | 43                          | 63      |
|           | American Indian | 5              | 3                     | 2                           | .       |
|           | Japanese        | 24             | 12                    | 4                           | 3       |
|           | Korean          | 3              | 3                     | 2                           | 1       |
|           | Mexican         | 14             | 16                    | 13                          | 7       |
|           | Black           | 16             | 42                    | 25                          | 3       |
|           | Hispanic        | 4              | 3                     | 1                           | 1       |
|           | Samoan          | 29             | 23                    | 7                           | 2       |
|           | Tonga           | 5              | 6                     | 1                           | .       |
|           | Unknown         | .              | 9                     | 2                           | 4       |

# ATTACHMENT A

## REPORT TO THE LEGISLATURE—2019-2020

**Monthly Intakes**—The rest of the file is sub-divided by Demographic and Custody Information

### Custody Status

| Month    | Ethnic Group    | Pretrial Felon | Pretrial Misdemeanant | Pretrial Petty Misdemeanant | Missing |
|----------|-----------------|----------------|-----------------------|-----------------------------|---------|
| November | Missing         | 14             | 18                    | 9                           | 10      |
|          | Other           | .              | 2                     | .                           | .       |
|          | Chinese         | 5              | 3                     | 4                           | .       |
|          | White           | 166            | 107                   | 61                          | 3       |
|          | Filipino        | 45             | 35                    | 28                          | 13      |
|          | Gaum/Pac Isl    | 1              | 1                     | 1                           | .       |
|          | Hawn            | 147            | 124                   | 76                          | 49      |
|          | American Indian | 3              | .                     | 1                           | .       |
|          | Japanese        | 27             | 11                    | 7                           | 3       |
|          | Korean          | .              | .                     | 1                           | 1       |
|          | Mexican         | 9              | 17                    | 8                           | 3       |
|          | Black           | 19             | 17                    | 12                          | 3       |
|          | Hispanic        | 4              | 3                     | 1                           | .       |
|          | Samoan          | 16             | 24                    | 9                           | 1       |
|          | Tonga           | 6              | 2                     | .                           | .       |
|          | Unknown         | 6              | 4                     | .                           | 6       |
| December | Missing         | 18             | 8                     | 19                          | 13      |
|          | Other           | 3              | 1                     | 2                           | .       |
|          | Chinese         | 2              | 5                     | .                           | .       |
|          | White           | 133            | 145                   | 138                         | 45      |
|          | Filipino        | 18             | 39                    | 28                          | 1       |
|          | Gaum/Pac Isl    | 3              | .                     | 2                           | 1       |
|          | Hawn            | 139            | 135                   | 69                          | 39      |
|          | American Indian | 6              | 3                     | .                           | 2       |
|          | Japanese        | 12             | 24                    | 11                          | 1       |
|          | Korean          | 4              | 4                     | 5                           | 1       |
|          | Mexican         | 7              | 19                    | 11                          | 3       |
|          | Black           | 23             | 18                    | 15                          | 1       |
|          | Hispanic        | .              | .                     | .                           | .       |
|          | Samoan          | 16             | 19                    | 11                          | 1       |
|          | Tonga           | .              | 1                     | .                           | .       |
|          | Unknown         | 2              | 3                     | 1                           | .       |

# ATTACHMENT A

## REPORT TO THE LEGISLATURE—2019-2020

**Monthly Intakes**—The rest of the file is sub-divided by Demographic and Custody Information

### Custody Status

| Month    | Ethnic Group    | Pretrial Felon | Pretrial Misdemeanant | Pretrial Petty Misdemeanant | Missing |
|----------|-----------------|----------------|-----------------------|-----------------------------|---------|
| January  | Missing         | 11             | 16                    | 11                          | 7       |
|          | Other           | 2              | 4                     | .                           | .       |
|          | Chinese         | 4              | 8                     | 4                           | .       |
|          | White           | 132            | 132                   | 107                         | 54      |
|          | Filipino        | 28             | 50                    | 17                          | 20      |
|          | Gaum/Pac Isl    | 4              | 4                     | 3                           | .       |
|          | Hawn            | 146            | 116                   | 61                          | 78      |
|          | American Indian | 4              | 4                     | .                           | .       |
|          | Japanese        | 20             | 10                    | 11                          | 3       |
|          | Korean          | 5              | 7                     | 1                           | .       |
|          | Mexican         | 11             | 10                    | 6                           | 6       |
|          | Black           | 12             | 24                    | 25                          | 5       |
|          | Hispanic        | 3              | 2                     | 1                           | 1       |
|          | Samoan          | 15             | 12                    | 12                          | 4       |
|          | Tonga           | .              | 3                     | .                           | .       |
|          | Unknown         | 1              | 1                     | 1                           | 6       |
| February | Missing         | 11             | 16                    | 11                          | 7       |
|          | Other           | 2              | 4                     | .                           | .       |
|          | Chinese         | 4              | 8                     | 4                           | .       |
|          | White           | 132            | 132                   | 107                         | 54      |
|          | Filipino        | 28             | 50                    | 17                          | 20      |
|          | Gaum/Pac Isl    | 4              | 4                     | 3                           | .       |
|          | Hawn            | 146            | 116                   | 61                          | 78      |
|          | American Indian | 4              | 4                     | .                           | .       |
|          | Japanese        | 20             | 10                    | 11                          | 3       |
|          | Korean          | 5              | 7                     | 1                           | .       |
|          | Mexican         | 11             | 10                    | 6                           | 6       |
|          | Black           | 12             | 24                    | 25                          | 5       |
|          | Hispanic        | 3              | 2                     | 1                           | 1       |
|          | Samoan          | 15             | 12                    | 12                          | 4       |
|          | Tonga           | .              | 3                     | .                           | .       |
|          | Unknown         | 1              | 1                     | 1                           | 6       |



# ATTACHMENT A

## REPORT TO THE LEGISLATURE—2019-2020

**Monthly Intakes**—The rest of the file is sub-divided by Demographic and Custody Information

### Custody Status

| Month | Ethnic Group    | Pretrial Felon | Pretrial Misdemeanant | Pretrial Petty Misdemeanant | Missing |
|-------|-----------------|----------------|-----------------------|-----------------------------|---------|
| March | Missing         | 17             | 19                    | 14                          | 3       |
|       | Other           | 24             | 22                    | 21                          | 7       |
|       | Chinese         | 3              | 6                     | 7                           | .       |
|       | White           | 137            | 150                   | 98                          | 42      |
|       | Filipino        | 30             | 33                    | 29                          | 6       |
|       | Gaum/Pac Isl    | 3              | 2                     | 1                           | 1       |
|       | Hawn            | 156            | 118                   | 61                          | 79      |
|       | American Indian | 1              | 1                     | 2                           | 2       |
|       | Japanese        | 23             | 19                    | 15                          | 2       |
|       | Korean          | 7              | 9                     | 2                           | 1       |
|       | Mexican         | 16             | 14                    | 15                          | 2       |
|       | Black           | 8              | 19                    | 20                          | 9       |
|       | Hispanic        | 1              | 2                     | .                           | .       |
|       | Samoan          | 13             | 15                    | 9                           | 1       |
|       | Tonga           | 1              | 2                     | .                           | .       |
|       | Unknown         | 2              | 2                     | 1                           | 4       |
|       | Missing         | 18             | 15                    | 14                          | 5       |
|       | Other           | 4              | 2                     | 1                           | 2       |
|       | Chinese         | 5              | 13                    | 8                           | .       |
|       | White           | 137            | 187                   | 115                         | 79      |
| April | Filipino        | 43             | 46                    | 28                          | 9       |
|       | Gaum/Pac Isl    | 3              | 4                     | 1                           | .       |
|       | Hawn            | 143            | 123                   | 67                          | 76      |
|       | American Indian | 3              | 7                     | 2                           | .       |
|       | Japanese        | 10             | 23                    | 11                          | 3       |
|       | Korean          | 10             | 2                     | 1                           | 3       |
|       | Mexican         | 13             | 13                    | 7                           | 4       |
|       | Black           | 26             | 25                    | 19                          | 3       |
|       | Hispanic        | 3              | 3                     | 2                           | 1       |
|       | Samoan          | 17             | 18                    | 5                           | 1       |
|       | Tonga           | .              | 1                     | 3                           | .       |
|       | Unknown         | 2              | 2                     | 1                           | 4       |

# ATTACHMENT A

## REPORT TO THE LEGISLATURE—2019-2020

**Monthly Intakes**—The rest of the file is sub-divided by Demographic and Custody Information

### Custody Status

| Month | Ethnic Group    | Pretrial Felon | Pretrial Misdemeanant | Pretrial Petty Misdemeanant | Missing |
|-------|-----------------|----------------|-----------------------|-----------------------------|---------|
| May   | Missing         | 53             | 24                    | 26                          | 10      |
|       | Other           | 3              | 3                     | 2                           | .       |
|       | Chinese         | 3              | 7                     | 11                          | 1       |
|       | White           | 131            | 197                   | 127                         | 51      |
|       | Filipino        | 39             | 37                    | 35                          | 11      |
|       | Gaum/Pac Isl    | 3              | 4                     | 2                           | .       |
|       | Hawn            | 90             | 148                   | 70                          | 69      |
|       | American Indian | 3              | 7                     | .                           | 1       |
|       | Japanese        | 17             | 20                    | 14                          | 2       |
|       | Korean          | 5              | 5                     | 5                           | .       |
|       | Mexican         | 6              | 16                    | 9                           | 8       |
|       | Black           | 21             | 20                    | 28                          | 7       |
|       | Hispanic        | 3              | .                     | .                           | .       |
|       | Samoan          | 11             | 12                    | 12                          | 1       |
|       | Tonga           | .              | 3                     | 2                           | .       |
|       | Unknown         | 2              | 5                     | 6                           | 3       |
| June  | Missing         | 61             | 21                    | 34                          | 8       |
|       | Other           | 3              | 3                     | 2                           | .       |
|       | Chinese         | 2              | 6                     | 9                           | .       |
|       | White           | 110            | 165                   | 126                         | 47      |
|       | Filipino        | 38             | 40                    | 30                          | 7       |
|       | Gaum/Pac Isl    | 1              | 2                     | 2                           | .       |
|       | Hawn            | 122            | 97                    | 77                          | 77      |
|       | American Indian | 3              | 2                     | 2                           | 1       |
|       | Japanese        | 15             | 18                    | 15                          | 9       |
|       | Korean          | 2              | 2                     | 2                           | .       |
|       | Mexican         | 15             | 18                    | 6                           | 12      |
|       | Black           | 19             | 24                    | 28                          | 7       |
|       | Hispanic        | 3              | 2                     | 2                           | 1       |
|       | Samoan          | 18             | 11                    | 12                          | 1       |
|       | Tonga           | 2              | 4                     | 1                           | 2       |
|       | Unknown         | .              | 2                     | 1                           | 4       |

# ATTACHMENT A

## REPORT TO THE LEGISLATURE—2019-2020

### ORAS Scores—Recommended Override Level

| Month  | Ethnic Group    | 0   | 1  | 2  | 3   |
|--------|-----------------|-----|----|----|-----|
| July   | American Indian | 2   | .  | 2  | 2   |
|        | Black           | 18  | 3  | 13 | 16  |
|        | Caucasian       | 115 | 12 | 69 | 142 |
|        | Chinese         | 8   | .  | 5  | 2   |
|        | Filipino        | 25  | 4  | 27 | 52  |
|        | Gaum/Pac Isl    | 1   | .  | 2  | 3   |
|        | Hawn            | 91  | 5  | 68 | 127 |
|        | Hispanic        | 1   | .  | 1  | 4   |
|        | Japanese        | 17  | .  | 11 | 12  |
|        | Korean          | 2   | .  | .  | 3   |
|        | Mexican         | 11  | .  | 4  | 16  |
|        | Missing         | 15  | 5  | 18 | 11  |
|        | Other           | 27  | 4  | 14 | 16  |
|        | Samoan          | 11  | 2  | 12 | 9   |
|        | Tonga           | 2   | .  | .  | 3   |
|        | Unknown         | 1   | .  | 4  | .   |
| August | American Indian | 2   | .  | .  | 1   |
|        | Black           | 12  | 2  | 11 | 10  |
|        | Caucasian       | 96  | 11 | 60 | 77  |
|        | Chinese         | 1   | 1  | .  | 1   |
|        | Filipino        | 24  | 1  | 15 | 26  |
|        | Gaum/Pac Isl    | 3   | .  | 1  | .   |
|        | Hawn            | 63  | 4  | 47 | 83  |
|        | Hispanic        | 2   | .  | 1  | 3   |
|        | Japanese        | 9   | 1  | 7  | 8   |
|        | Korean          | 2   | .  | 2  | 2   |
|        | Mexican         | 8   | .  | 9  | 10  |
|        | Missing         | 12  | 5  | 10 | 13  |
|        | Other           | 17  | 5  | 9  | 13  |
|        | Samoan          | 10  | 1  | 5  | 10  |
|        | Tonga           | 2   | .  | .  | 1   |
|        | Unknown         | 1   | .  | .  | .   |

# ATTACHMENT A

## REPORT TO THE LEGISLATURE—2019-2020

### ORAS Scores—Recommended Override Level

| Month     | Ethnic Group    | 0  | 1  | 2  | 3  |
|-----------|-----------------|----|----|----|----|
| September | American Indian | 4  | 1  | 2  | 1  |
|           | Black           | 7  | 2  | 13 | 9  |
|           | Caucasian       | 66 | 15 | 43 | 83 |
|           | Chinese         | 1  | .  | 5  | 1  |
|           | Filipino        | 15 | 4  | 13 | 20 |
|           | Gaum/Pac Isl    | 1  | .  | .  | .  |
|           | Hawn            | 79 | 5  | 41 | 83 |
|           | Hispanic        | 2  | 2  | 2  | 2  |
|           | Japanese        | 7  | 2  | 5  | 7  |
|           | Korean          | 2  | .  | 1  | 2  |
|           | Mexican         | 7  | .  | 6  | 4  |
|           | Missing         | 13 | 7  | 8  | 11 |
|           | Other           | 23 | 6  | 11 | 12 |
|           | Samoan          | 6  | .  | 3  | 10 |
|           | Tonga           | 1  | .  | 1  | 2  |
|           | Unknown         | 2  | .  | .  | 2  |
| October   | American Indian | 1  | .  | 2  | 2  |
|           | Black           | 9  | 4  | 9  | 11 |
|           | Caucasian       | 63 | 18 | 54 | 76 |
|           | Chinese         | 2  | 2  | 2  | 2  |
|           | Filipino        | 12 | 2  | 14 | 19 |
|           | Gaum/Pac Isl    | 2  | .  | .  | 3  |
|           | Hawn            | 65 | 5  | 51 | 80 |
|           | Hispanic        | 1  | .  | 1  | 4  |
|           | Japanese        | 6  | 2  | 4  | 9  |
|           | Korean          | 2  | .  | .  | 1  |
|           | Mexican         | 4  | .  | 11 | 6  |
|           | Missing         | 15 | 2  | 12 | 8  |
|           | Other           | 22 | 6  | 12 | 16 |
|           | Samoan          | 13 | 3  | 5  | 8  |
|           | Tonga           | 1  | 1  | .  | 4  |
|           | Unknown         | 4  | .  | 4  | .  |



# ATTACHMENT A

## REPORT TO THE LEGISLATURE—2019-2020

### ORAS Scores—Recommended Override Level

| Month    | Ethnic Group    | 0  | 1  | 2  | 3  |
|----------|-----------------|----|----|----|----|
| November | American Indian | .  | .  | .  | 2  |
|          | Black           | 6  | 1  | 7  | 8  |
|          | Caucasian       | 58 | 14 | 54 | 75 |
|          | Chinese         | 1  | .  | 2  | 2  |
|          | Filipino        | 16 | 4  | 18 | 18 |
|          | Gaum/Pac Isl    | 1  | .  | .  | .  |
|          | Hawn            | 38 | 4  | 55 | 67 |
|          | Hispanic        | .  | .  | 1  | 2  |
|          | Japanese        | 1  | 1  | 4  | 10 |
|          | Korean          | 1  | .  | 1  | .  |
|          | Mexican         | 4  | 1  | 3  | 7  |
|          | Missing         | 8  | 1  | 7  | 9  |
|          | Other           | 15 | 6  | 18 | 8  |
|          | Samoan          | 2  | 2  | 11 | 11 |
|          | Tonga           | .  | .  | 1  | 2  |
|          | Unknown         | 5  | .  | .  | 1  |
| December | American Indian | 1  | .  | 1  | 1  |
|          | Black           | 3  | 3  | 9  | 11 |
|          | Caucasian       | 50 | 18 | 63 | 70 |
|          | Chinese         | 1  | 1  | 1  | 3  |
|          | Filipino        | 4  | 2  | 12 | 19 |
|          | Gaum/Pac Isl    | .  | .  | .  | 1  |
|          | Hawn            | 42 | 5  | 43 | 66 |
|          | Hispanic        |    |    |    |    |
|          | Japanese        | 5  | 3  | 5  | 8  |
|          | Korean          | 3  | .  | 3  | 1  |
|          | Mexican         | 2  | 3  | 3  | 6  |
|          | Missing         | 5  | .  | 6  | 8  |
|          | Other           | 15 | 9  | 7  | 12 |
|          | Samoan          | 4  | 2  | 5  | 7  |
|          | Tonga           | 1  | .  | .  | .  |
|          | Unknown         | 1  | .  | 1  | 1  |

# ATTACHMENT A

## REPORT TO THE LEGISLATURE—2019-2020

### ORAS Scores—Recommended Override Level

| Month    | Ethnic Group    | 0  | 1  | 2  | 3  |
|----------|-----------------|----|----|----|----|
| January  | American Indian | 1  | .  | 2  | 2  |
|          | Black           | 5  | 4  | 7  | 8  |
|          | Caucasian       | 50 | 10 | 37 | 62 |
|          | Chinese         | 1  | 1  | 1  | 2  |
|          | Filipino        | 12 | 1  | 17 | 19 |
|          | Gaum/Pac Isl    | .  | .  | 1  | 1  |
|          | Hawn            | 45 | 6  | 36 | 69 |
|          | Hispanic        | .  | .  | 2  | 2  |
|          | Japanese        | 11 | 5  | 5  | 7  |
|          | Korean          | .  | 2  | 1  | 1  |
|          | Mexican         | 6  | 3  | 2  | 5  |
|          | Missing         | 11 | 2  | 8  | 5  |
|          | Other           | 23 | 6  | 6  | 11 |
|          | Samoan          | 6  | 3  | 2  | 6  |
|          | Tonga           | 3  | .  | 1  | 2  |
|          | Unknown         | 3  | 1  | 2  | .  |
| February | American Indian | 1  | .  | 1  | 1  |
|          | Black           | 5  | .  | 4  | 8  |
|          | Caucasian       | 49 | 9  | 49 | 57 |
|          | Chinese         | 4  | .  | .  | .  |
|          | Filipino        | 12 | 3  | 10 | 21 |
|          | Gaum/Pac Isl    | 2  | 1  | .  | 4  |
|          | Hawn            | 39 | 12 | 24 | 55 |
|          | Hispanic        | 2  | .  | .  | 2  |
|          | Japanese        | 6  | 1  | 5  | 4  |
|          | Korean          | 2  | 2  | 1  | .  |
|          | Mexican         | 5  | 1  | 3  | 5  |
|          | Missing         | 3  | .  | 3  | 6  |
|          | Other           | 19 | 3  | 9  | 10 |
|          | Samoan          | 4  | .  | 11 | 7  |
|          | Tonga           | 1  | .  | .  | .  |
|          | Unknown         | 3  | .  | .  | 1  |

# ATTACHMENT A

## REPORT TO THE LEGISLATURE—2019-2020

### ORAS Scores—Recommended Override Level

| Month | Ethnic Group    | 0  | 1  | 2  | 3  |
|-------|-----------------|----|----|----|----|
| March | American Indian | 1  | 1  | 1  | .  |
|       | Black           | 5  | 1  | 7  | 1  |
|       | Caucasian       | 49 | 7  | 35 | 51 |
|       | Chinese         | 2  | 1  | 2  | 1  |
|       | Filipino        | 9  | 4  | 19 | 11 |
|       | Gaum/Pac Isl    | 1  | .  | 1  | .  |
|       | Hawn            | 35 | 3  | 32 | 53 |
|       | Hispanic        |    |    |    |    |
|       | Japanese        | 9  | 5  | 8  | 9  |
|       | Korean          | 4  | 2  | 1  | 1  |
|       | Mexican         | 6  | 2  | 3  | 6  |
|       | Missing         | 3  | 1  | 4  | 7  |
|       | Other           | 11 | 1  | 10 | 11 |
|       | Samoan          | 3  | 2  | 3  | 2  |
|       | Tonga           | 1  | .  | 1  | .  |
|       | Unknown         | .  | .  | 1  | 2  |
| April | American Indian | 1  | .  | .  | 2  |
|       | Black           | 3  | 1  | 7  | 10 |
|       | Caucasian       | 72 | 12 | 48 | 51 |
|       | Chinese         | 1  | .  | 4  | 2  |
|       | Filipino        | 12 | 2  | 16 | 18 |
|       | Gaum/Pac Isl    | 1  | 1  | .  | 2  |
|       | Hawn            | 38 | 4  | 30 | 49 |
|       | Hispanic        | 2  | .  | 2  | 2  |
|       | Japanese        | 8  | .  | 5  | 6  |
|       | Korean          | .  | 1  | 4  | .  |
|       | Mexican         | 2  | .  | 2  | 6  |
|       | Missing         | 3  | .  | 5  | 9  |
|       | Other           | 10 | 4  | 13 | 5  |
|       | Samoan          | 5  | .  | 5  | 3  |
|       | Tonga           | 2  | .  | .  | 2  |
|       | Unknown         | 2  | .  | 1  | .  |

# ATTACHMENT A

## REPORT TO THE LEGISLATURE—2019-2020

### ORAS Scores—Recommended Override Level

| Month | Ethnic Group    | 0  | 1  | 2  | 3  |
|-------|-----------------|----|----|----|----|
| May   | American Indian | .  | .  | 2  | 3  |
|       | Black           | 8  | 2  | 5  | 10 |
|       | Caucasian       | 60 | 15 | 49 | 42 |
|       | Chinese         | 2  | .  | .  | 2  |
|       | Filipino        | 11 | 5  | 11 | 19 |
|       | Gaum/Pac Isl    | .  | .  | 3  | .  |
|       | Hawn            | 47 | 8  | 33 | 38 |
|       | Hispanic        | .  | 1  | 1  | .  |
|       | Japanese        | 3  | .  | 4  | 5  |
|       | Korean          | 2  | .  | 2  | 3  |
|       | Mexican         | 9  | 1  | 8  | 3  |
|       | Missing         | 5  | 2  | 15 | 14 |
|       | Other           | 17 | 2  | 6  | 6  |
|       | Samoan          | 6  | .  | 4  | 7  |
|       | Tonga           | 1  | .  | 1  | 1  |
|       | Unknown         | 3  | .  | .  | 2  |
| June  | American Indian | .  | .  | .  | 2  |
|       | Black           | 6  | 2  | 2  | 12 |
|       | Caucasian       | 68 | 11 | 41 | 56 |
|       | Chinese         | 4  | .  | .  | 2  |
|       | Filipino        | 9  | 5  | 9  | 14 |
|       | Gaum/Pac Isl    | .  | .  | .  | 1  |
|       | Hawn            | 44 | 7  | 22 | 42 |
|       | Hispanic        | .  | .  | 1  | 3  |
|       | Japanese        | 5  | 2  | 4  | 8  |
|       | Korean          | 1  | .  | .  | 1  |
|       | Mexican         | 4  | 1  | 7  | 6  |
|       | Missing         | 3  | 4  | 13 | 8  |
|       | Other           | 13 | 2  | 8  | 8  |
|       | Samoan          | 9  | .  | 7  | 3  |
|       | Tonga           | 2  | .  | .  | 2  |
|       | Unknown         | 1  | .  | .  | 1  |

# ATTACHMENT A

## REPORT TO THE LEGISLATURE—2019-2020

### Crime Severity

| Month  | Ethnic Group    | FA | FB | FC | MD | OT | PM  | VL |
|--------|-----------------|----|----|----|----|----|-----|----|
| July   | American Indian | .  | .  | 2  | .  | .  | 3   | .  |
|        | Black           | 1  | 2  | 4  | 8  | 3  | 27  | .  |
|        | Caucasian       | 3  | 18 | 55 | 73 | 12 | 141 | 2  |
|        | Chinese         | .  | 1  | 4  | 3  | .  | 5   | .  |
|        | Filipino        | 3  | 5  | 24 | 33 | 4  | 32  | 2  |
|        | Gaum/Pac Isl    | .  | 1  | .  | 3  | .  | 2   | .  |
|        | Hawn            | 3  | 13 | 72 | 88 | 16 | 72  | 3  |
|        | Hispanic        | 1  | 1  | 2  | .  | 1  | 1   | .  |
|        | Japanese        | 2  | 4  | 11 | 10 | .  | 11  | .  |
|        | Korean          | .  | 1  | 1  | 2  | .  | .   | .  |
|        | Mexican         | 1  | .  | 6  | 2  | 1  | 12  | 3  |
|        | Missing         | .  | .  | 6  | 15 | .  | 28  | .  |
|        | Other           | 2  | 5  | 7  | 13 | 1  | 25  | .  |
|        | Samoan          | 2  | 1  | 2  | 10 | 1  | 16  | 1  |
|        | Tonga           | 1  | .  | 2  | 1  | .  | 1   | .  |
|        | Unknown         | .  | .  | .  | 4  | .  | 1   | .  |
| August | American Indian | .  | .  | .  | .  | .  | 2   | 1  |
|        | Black           | .  | 1  | 3  | 11 | .  | 17  | .  |
|        | Caucasian       | 3  | 5  | 36 | 72 | 8  | 96  | .  |
|        | Chinese         | .  | .  | .  | 1  | .  | 2   | .  |
|        | Filipino        | .  | 5  | 12 | 18 | 6  | 23  | .  |
|        | Gaum/Pac Isl    | .  | .  | .  | 1  | .  | 3   | .  |
|        | Hawn            | 2  | 11 | 44 | 59 | 14 | 55  | 2  |
|        | Hispanic        | .  | 1  | 2  | 2  | .  | 1   | .  |
|        | Japanese        | .  | .  | 2  | 12 | 1  | 8   | 1  |
|        | Korean          | .  | 2  | 2  | 1  | .  | 1   | .  |
|        | Mexican         | .  | 1  | 4  | 11 | 1  | 6   | 1  |
|        | Missing         | .  | 2  | 3  | 10 | .  | 23  | 2  |
|        | Other           | 2  | 3  | 0  | 10 | 1  | 25  | .  |
|        | Samoan          | .  | .  | 5  | 4  | 1  | 13  | 2  |
|        | Tonga           | .  | .  | .  | 1  | 1  | 1   | .  |
|        | Unknown         | .  | 1  | .  | .  | .  | .   | .  |



# ATTACHMENT A

## REPORT TO THE LEGISLATURE—2019-2020

### Crime Severity

| Month     | Ethnic Group    | FA | FB | FC | MD | OT | PM | VL |
|-----------|-----------------|----|----|----|----|----|----|----|
| September | American Indian | .  | 2  | .  | 2  | 1  | 3  | .  |
|           | Black           | .  | 2  | 4  | 8  | 1  | 13 | 1  |
|           | Caucasian       | 3  | 5  | 29 | 66 | 11 | 75 | .  |
|           | Chinese         | .  | .  | 2  | 3  | .  | 2  | .  |
|           | Filipino        | 1  | 3  | 12 | 18 | 1  | 12 | 1  |
|           | Gaum/Pac Isl    | .  | .  | .  | .  | .  | 1  | .  |
|           | Hawn            | 4  | 8  | 28 | 78 | 15 | 64 | 1  |
|           | Hispanic        | .  | .  | 1  | 2  | .  | 5  | .  |
|           | Japanese        | .  | .  | 5  | 8  | .  | 6  | .  |
|           | Korean          | .  | .  | 1  | 1  | .  | 2  | .  |
|           | Mexican         | .  | .  | 1  | 5  | .  | 6  | 2  |
|           | Missing         | .  | 1  | 5  | 11 | 2  | 19 | 1  |
|           | Other           | 0  | 0  | 5  | 14 | 0  | 30 | .  |
|           | Samoan          | 2  | .  | 5  | 3  | .  | 9  | .  |
|           | Tonga           | .  | .  | 2  | 1  | .  | 1  | .  |
|           | Unknown         | .  | 1  | .  | 2  | .  | 1  | .  |
| October   | American Indian | .  | 1  | 1  | 2  | .  | 1  | .  |
|           | Black           | 1  | 3  | 1  | 7  | 1  | 20 | .  |
|           | Caucasian       | 2  | 9  | 36 | 54 | 8  | 92 | 3  |
|           | Chinese         | .  | .  | 1  | 4  | .  | 3  | .  |
|           | Filipino        | .  | 1  | 13 | 15 | .  | 12 | 4  |
|           | Gaum/Pac Isl    | .  | .  | 1  | 2  | .  | 1  | 1  |
|           | Hawn            | 7  | 10 | 39 | 64 | 16 | 63 | 1  |
|           | Hispanic        | .  | .  | 2  | 3  | .  | 1  | .  |
|           | Japanese        | 2  | 3  | 8  | 3  | .  | 4  | 1  |
|           | Korean          | .  | .  | .  | .  | .  | 3  | .  |
|           | Mexican         | .  | 1  | 1  | 7  | .  | 12 | .  |
|           | Missing         | 2  | 1  | 6  | 8  | .  | 19 | 1  |
|           | Other           | 0  | 4  | 2  | 24 | 1  | 25 | .  |
|           | Samoan          | 2  | 3  | 5  | 8  | 1  | 10 | .  |
|           | Tonga           | 1  | .  | .  | 3  | .  | 2  | .  |
|           | Unknown         | .  | .  | .  | 4  | .  | 4  | .  |

# ATTACHMENT A

## REPORT TO THE LEGISLATURE—2019-2020

### Crime Severity

| Month    | Ethnic Group    | FA | FB | FC | MD | OT | PM | VL |
|----------|-----------------|----|----|----|----|----|----|----|
| November | American Indian | .  | .  | 1  | .  | .  | 1  | .  |
|          | Black           | 1  | 1  | 4  | 11 | .  | 3  | 2  |
|          | Caucasian       | 5  | 9  | 33 | 59 | 7  | 80 | 2  |
|          | Chinese         | .  | 1  | .  | .  | .  | 4  | .  |
|          | Filipino        | 4  | 1  | 13 | 14 | 4  | 17 | 3  |
|          | Gaum/Pac Isl    | .  | .  | .  | 1  | .  | .  | .  |
|          | Hawn            | 3  | 7  | 31 | 47 | 10 | 62 | 1  |
|          | Hispanic        | .  | .  | 1  | 1  | .  | 1  | .  |
|          | Japanese        | 2  | 1  | 4  | 4  | .  | 4  | 1  |
|          | Korean          | .  | .  | .  | .  | .  | 1  | 1  |
|          | Mexican         | .  | 2  | 1  | 3  | .  | 9  | .  |
|          | Missing         | .  | 1  | 9  | 6  | .  | 8  | 1  |
|          | Other           | 0  | 1  | 2  | 13 | 0  | 26 | .  |
|          | Samoan          | .  | 2  | 4  | 11 | .  | 9  | .  |
|          | Tonga           | .  | .  | 1  | 1  | .  | 1  | .  |
|          | Unknown         | .  | 1  | .  | .  | 2  | 2  | .  |
| December | American Indian | .  | .  | .  | 2  | .  | .  | .  |
|          | Black           | .  | 2  | 4  | 5  | .  | 14 | .  |
|          | Caucasian       | 2  | 9  | 31 | 55 | 10 | 86 | .  |
|          | Chinese         | .  | .  | 2  | 4  | .  | .  | .  |
|          | Filipino        | .  | 1  | 6  | 8  | 1  | 21 | .  |
|          | Gaum/Pac Isl    | .  | .  | .  | .  | .  | 1  | .  |
|          | Hawn            | 5  | 11 | 35 | 38 | 7  | 55 | 1  |
|          | Hispanic        | .  | .  | .  | .  | .  | .  | .  |
|          | Japanese        | .  | 1  | 7  | 4  | 1  | 8  | .  |
|          | Korean          | 1  | .  | 1  | 1  | .  | 4  | .  |
|          | Mexican         | .  | .  | .  | 3  | .  | 10 | 1  |
|          | Missing         | .  | .  | 3  | 4  | .  | 11 | .  |
|          | Other           | 1  | 1  | 4  | 13 | 1  | 21 | .  |
|          | Samoan          | .  | 1  | 3  | 4  | .  | 10 | .  |
|          | Tonga           | .  | .  | .  | .  | .  | 1  | .  |
|          | Unknown         | .  | .  | 1  | .  | .  | 2  | .  |

# ATTACHMENT A

## REPORT TO THE LEGISLATURE—2019-2020

### Crime Severity

| Month    | Ethnic Group    | FA | FB | FC | MD | OT | PM | VL |
|----------|-----------------|----|----|----|----|----|----|----|
| January  | American Indian | 1  | .  | 1  | 2  | .  | 1  | .  |
|          | Black           | 1  | 1  | 5  | 7  | .  | 10 | .  |
|          | Caucasian       | 3  | 11 | 30 | 34 | 9  | 69 | .  |
|          | Chinese         | .  | .  | 1  | 2  | .  | 2  | .  |
|          | Filipino        | 1  | 1  | 12 | 8  | 2  | 25 | .  |
|          | Gaum/Pac Isl    | .  | .  | 1  | 1  | .  | .  | .  |
|          | Hawn            | 3  | 9  | 44 | 43 | 12 | 42 | 3  |
|          | Hispanic        | .  | .  | 2  | 1  | .  | 1  | .  |
|          | Japanese        | .  | .  | 7  | 6  | 2  | 13 | .  |
|          | Korean          | .  | .  | .  | 2  | .  | 2  | .  |
|          | Mexican         | .  | .  | 2  | 5  | 1  | 6  | 2  |
|          | Missing         | 1  | .  | 4  | 9  | 1  | 9  | 2  |
|          | Other           | 0  | 3  | 4  | 14 | 3  | 20 | .  |
|          | Samoan          | 1  | .  | 2  | 8  | .  | 6  | .  |
|          | Tonga           | .  | .  | .  | .  | .  | 6  | .  |
|          | Unknown         | .  | .  | .  | 1  | .  | 5  | .  |
| February | American Indian | .  | .  | 1  | .  | 1  | 1  | .  |
|          | Black           | .  | .  | 3  | 5  | 1  | 8  | .  |
|          | Caucasian       | 2  | 14 | 23 | 47 | 4  | 70 | .  |
|          | Chinese         | .  | .  | .  | 3  | .  | 1  | .  |
|          | Filipino        | 2  | 3  | 8  | 18 | 3  | 12 | .  |
|          | Gaum/Pac Isl    | 1  | .  | 2  | 1  | .  | 3  | .  |
|          | Hawn            | 6  | 8  | 27 | 44 | 5  | 37 | 2  |
|          | Hispanic        | .  | .  | .  | .  | 1  | 3  | .  |
|          | Japanese        | 1  | .  | 4  | 5  | 1  | 3  | 1  |
|          | Korean          | .  | .  | 1  | 3  | .  | 1  | .  |
|          | Mexican         | .  | 1  | 2  | 5  | 2  | 4  | .  |
|          | Missing         | .  | .  | .  | 5  | 1  | 6  | .  |
|          | Other           | 0  | 2  | 3  | 8  | 2  | 26 | .  |
|          | Samoan          | .  | 1  | 6  | 4  | .  | 11 | .  |
|          | Tonga           | .  | .  | .  | .  | 1  | .  | .  |
|          | Unknown         | .  | 1  | 1  | 2  | .  | .  | .  |

# ATTACHMENT A

## REPORT TO THE LEGISLATURE—2019-2020

### Crime Severity

| Month | Ethnic Group    | FA | FB | FC | MD | OT | PM | VL |
|-------|-----------------|----|----|----|----|----|----|----|
| March | American Indian | .  | .  | .  | 1  | .  | 2  | .  |
|       | Black           | .  | .  | 2  | 5  | .  | 7  | .  |
|       | Caucasian       | 3  | 10 | 25 | 41 | 2  | 60 | .  |
|       | Chinese         | .  | 1  | .  | .  | .  | 4  | 1  |
|       | Filipino        | 2  | 3  | 8  | 11 | 1  | 16 | 1  |
|       | Gaum/Pac Isl    | .  | 1  | .  | .  | .  | 1  | .  |
|       | Hawn            | 4  | 12 | 27 | 30 | 8  | 39 | 3  |
|       | Hispanic        |    |    |    |    |    |    |    |
|       | Japanese        | 2  | 2  | 8  | 4  | .  | 14 | .  |
|       | Korean          | .  | 2  | 1  | 4  | .  | 1  | .  |
|       | Mexican         | .  | .  | .  | 5  | .  | 12 | .  |
|       | Missing         | .  | 2  | 4  | 5  | .  | 3  | 1  |
|       | Other           | 0  | 1  | 6  | 5  | 0  | 20 | .  |
|       | Samoan          | 2  | .  | .  | 1  | .  | 7  | .  |
|       | Tonga           | .  | .  | .  | 2  | .  | .  | .  |
|       | Unknown         | .  | 1  | .  | .  | .  | 2  | .  |
| April | American Indian | .  | .  | .  | 2  | .  | 1  | .  |
|       | Black           | 1  | 2  | 4  | 5  | .  | 9  | .  |
|       | Caucasian       | 1  | 6  | 25 | 67 | 6  | 75 | .  |
|       | Chinese         | .  | .  | 1  | 3  | .  | 3  | .  |
|       | Filipino        | 2  | 3  | 14 | 11 | 3  | 14 | .  |
|       | Gaum/Pac Isl    | .  | .  | 1  | 2  | .  | 1  | .  |
|       | Hawn            | 2  | 9  | 22 | 47 | 9  | 31 | 1  |
|       | Hispanic        | .  | .  | 1  | 1  | 1  | 3  | .  |
|       | Japanese        | .  | .  | 4  | 9  | 1  | 5  | .  |
|       | Korean          | 1  | 1  | 2  | .  | .  | 1  | .  |
|       | Mexican         | .  | 1  | 2  | 4  | .  | 3  | .  |
|       | Missing         | 3  | 1  | 5  | 2  | .  | 6  | .  |
|       | Other           | 0  | 0  | 5  | 7  | 0  | 19 | .  |
|       | Samoan          | .  | 1  | 7  | 2  | 1  | 2  | .  |
|       | Tonga           | .  | .  | .  | 1  | .  | 3  | .  |
|       | Unknown         | .  | .  | 2  | .  | .  | 1  | .  |

# ATTACHMENT A

## REPORT TO THE LEGISLATURE—2019-2020

### Crime Severity

| Month | Ethnic Group    | FA | FB | FC | MD | OT | PM | VL |
|-------|-----------------|----|----|----|----|----|----|----|
| May   | American Indian | .  | .  | 2  | 2  | .  | 1  | .  |
|       | Black           | 2  | 1  | 3  | 2  | .  | 15 | 1  |
|       | Caucasian       | 1  | 6  | 18 | 57 | 2  | 76 | .  |
|       | Chinese         | .  | .  | .  | 1  | .  | 3  | .  |
|       | Filipino        | .  | 1  | 13 | 13 | 1  | 17 | .  |
|       | Gaum/Pac Isl    | .  | .  | 1  | 1  | .  | 1  | .  |
|       | Hawn            | 2  | 4  | 21 | 46 | 4  | 48 | .  |
|       | Hispanic        | 1  | .  | .  | .  | .  | .  | 1  |
|       | Japanese        | .  | .  | 2  | 8  | .  | 1  | .  |
|       | Korean          | .  | 1  | 1  | 2  | .  | 3  | .  |
|       | Mexican         | .  | .  | 2  | 11 | 1  | 7  | .  |
|       | Missing         | 1  | 2  | 8  | 12 | .  | 10 | 1  |
|       | Other           | 0  | 0  | 1  | 13 | 1  | 15 | .  |
|       | Samoan          | .  | 1  | 4  | 6  | .  | 6  | .  |
|       | Tonga           | .  | .  | .  | 2  | .  | 1  | .  |
|       | Unknown         | .  | .  | .  | 1  | .  | 4  | .  |
| June  | American Indian | .  | .  | .  | 1  | .  | 1  | .  |
|       | Black           | 1  | 1  | 4  | 3  | .  | 12 | 1  |
|       | Caucasian       | 1  | 4  | 24 | 58 | 7  | 76 | .  |
|       | Chinese         | .  | 1  | .  | .  | .  | 5  | .  |
|       | Filipino        | 2  | 2  | 8  | 11 | 1  | 12 | 1  |
|       | Gaum/Pac Isl    | .  | .  | .  | 1  | .  | .  | .  |
|       | Hawn            | .  | 8  | 21 | 31 | 7  | 43 | 5  |
|       | Hispanic        | .  | .  | .  | 2  | .  | 2  | .  |
|       | Japanese        | .  | 1  | 1  | 8  | 1  | 8  | .  |
|       | Korean          | .  | .  | 1  | .  | .  | 1  | .  |
|       | Mexican         | .  | .  | 8  | 6  | .  | 4  | .  |
|       | Missing         | 2  | 4  | 9  | 9  | .  | 4  | .  |
|       | Other           | 1  | 1  | 3  | 8  | 1  | 15 | .  |
|       | Samoan          | .  | 1  | 2  | 5  | .  | 11 | .  |
|       | Tonga           | .  | .  | 1  | 2  | .  | 1  | .  |
|       | Unknown         | .  | .  | 1  | .  | .  | 1  | .  |



# ATTACHMENT A

## REPORT TO THE LEGISLATURE—2019-2020

### Bail Group

| Month  | Ethnic Group     | 0  | 1 to 99 | 100 to 499 | 500 to 999 | 1000 to 9999 | 10000 to 99999 | 100000 to 999999 | More than 1000000 | No Bail | None Entered |
|--------|------------------|----|---------|------------|------------|--------------|----------------|------------------|-------------------|---------|--------------|
| July   | African American | .  | 2       | 21         | 9          | 12           | 5              | .                | .                 | .       | 1            |
|        | American Indian  | .  | .       | 3          | .          | 2            | 1              | .                | .                 | .       | .            |
|        | Caucasian        | 11 | 30      | 115        | 35         | 86           | 41             | 4                | .                 | 2       | 14           |
|        | Chinese          | .  | 1       | 5          | 1          | 4            | 3              | .                | .                 | .       | 1            |
|        | Filipino         | 1  | 9       | 22         | 13         | 35           | 19             | 5                | .                 | .       | 4            |
|        | Guam             | .  | .       | 4          | .          | 1            | 1              | .                | .                 | .       | .            |
|        | Hawaiian         | 8  | 13      | 86         | 28         | 76           | 67             | 1                | .                 | 4       | 10           |
|        | Hispanic         | 1  | 1       | 12         | 5          | 13           | 5              | 2                | .                 | .       | 1            |
|        | Japanese         | 2  | 1       | 11         | 4          | 8            | 11             | .                | .                 | 1       | 2            |
|        | Korean           | 1  | .       | 1          | 1          | 1            | 1              | .                | .                 | .       | .            |
|        | Mexican          | 1  | 3       | 10         | 3          | 9            | 5              | .                | .                 | .       | .            |
|        | Missing          | .  | 4       | 17         | 7          | 14           | 6              | .                | .                 | 1       | .            |
|        | Other            | 4  | 4       | 18         | 10         | 16           | 6              | 1                | 1                 | .       | 1            |
|        | Samoan           | .  | .       | 2          | .          | .            | 2              | .                | .                 | .       | 1            |
|        | Tonga            | .  | .       | 1          | 4          | .            | .              | .                | .                 | .       | .            |
|        | Unknown          | .  | .       | .          | .          | .            | .              | .                | .                 | .       | .            |
| August | African American | 1  | 3       | 14         | 5          | 8            | 3              | 1                | .                 | .       | .            |
|        | American Indian  | .  | .       | 1          | .          | 2            | .              | .                | .                 | .       | .            |
|        | Caucasian        | 6  | 14      | 82         | 36         | 52           | 34             | 5                | .                 | 1       | 14           |
|        | Chinese          | .  | .       | .          | 1          | 2            | .              | .                | .                 | .       | .            |
|        | Filipino         | 4  | 3       | 17         | 6          | 18           | 13             | 1                | 1                 | .       | 3            |
|        | Guam             | .  | 2       | 1          | .          | 1            | .              | .                | .                 | .       | .            |
|        | Hawaiian         | 6  | 8       | 42         | 26         | 51           | 47             | 3                | .                 | 2       | 13           |
|        | Hispanic         | .  | 6       | 7          | 5          | 5            | 7              | 1                | .                 | .       | 1            |
|        | Japanese         | .  | 1       | 5          | 5          | 8            | 5              | .                | .                 | .       | 1            |
|        | Korean           | .  | .       | 1          | .          | .            | 5              | .                | .                 | .       | .            |
|        | Mexican          | 1  | 1       | 7          | 8          | 7            | 3              | .                | .                 | .       | .            |
|        | Missing          | .  | 4       | 13         | 5          | 11           | 5              | 1                | .                 | .       | 1            |
|        | Other            | 3  | 1       | 17         | 11         | 7            | 4              | 1                | .                 | .       | .            |
|        | Samoan           | .  | .       | 1          | .          | 1            | 1              | .                | .                 | .       | .            |
|        | Tonga            | .  | .       | .          | .          | .            | .              | .                | .                 | .       | 1            |
|        | Unknown          | .  | .       | .          | .          | .            | .              | .                | .                 | .       | .            |

# ATTACHMENT A

## REPORT TO THE LEGISLATURE—2019-2020

### Bail Group

| Month     | Ethnic Group     | 0 | 1 to 99 | 100 to 499 | 500 to 999 | 1000 to 9999 | 10000 to 99999 | 100000 to 999999 | More than 1000000 | No Bail | None Entered |
|-----------|------------------|---|---------|------------|------------|--------------|----------------|------------------|-------------------|---------|--------------|
| September | African American | . | 4       | 6          | 7          | 7            | 7              | .                | .                 | .       | .            |
|           | American Indian  | . | .       | 4          | .          | 1            | 2              | .                | .                 | .       | 1            |
|           | Caucasian        | 5 | 9       | 53         | 29         | 64           | 27             | 2                | .                 | 1       | 17           |
|           | Chinese          | . | .       | 1          | 2          | 2            | 2              | .                | .                 | .       | .            |
|           | Filipino         | 1 | .       | 11         | 3          | 19           | 12             | 1                | .                 | 1       | 4            |
|           | Guam             | . | .       | .          | .          | 1            | .              | .                | .                 | .       | .            |
|           | Hawaiian         | 7 | 12      | 58         | 31         | 51           | 26             | 4                | 1                 | 4       | 14           |
|           | Hispanic         | . | 5       | 6          | 3          | 4            | 6              | 2                | .                 | .       | 1            |
|           | Japanese         | . | 1       | 7          | 3          | 5            | 5              | .                | .                 | .       | .            |
|           | Korean           | . | .       | 1          | .          | 3            | 1              | .                | .                 | .       | .            |
|           | Mexican          | . | 3       | 8          | 1          | 3            | 2              | .                | .                 | .       | .            |
|           | Missing          | . | 2       | 15         | 6          | 10           | 4              | 1                | .                 | .       | 1            |
|           | Other            | 1 | .       | 20         | 13         | 16           | 2              | .                | .                 | .       | .            |
|           | Samoan           | . | .       | 2          | .          | 1            | 1              | .                | .                 | .       | .            |
|           | Tonga            | . | .       | 1          | 1          | 1            | 1              | .                | .                 | .       | .            |
|           | Unknown          |   |         |            |            |              |                |                  |                   |         |              |
| October   | African American | 1 | 6       | 6          | 11         | 2            | 6              | .                | .                 | .       | 1            |
|           | American Indian  | . | .       | 2          | .          | 1            | 2              | .                | .                 | .       | .            |
|           | Caucasian        | 1 | 18      | 69         | 35         | 48           | 27             | 2                | .                 | 2       | 9            |
|           | Chinese          | . | .       | 2          | 2          | 4            | .              | .                | .                 | .       | .            |
|           | Filipino         | . | 4       | 9          | 4          | 18           | 10             | .                | .                 | .       | 2            |
|           | Guam             | . | 1       | 1          | 1          | 1            | 1              | .                | .                 | .       | .            |
|           | Hawaiian         | 5 | 7       | 52         | 30         | 56           | 38             | 4                | .                 | .       | 9            |
|           | Hispanic         | 1 | 1       | 7          | 7          | 7            | 9              | 2                | .                 | .       | 1            |
|           | Japanese         | . | .       | 6          | .          | 8            | 2              | 2                | .                 | .       | 3            |
|           | Korean           | . | .       | 2          | 1          | .            | .              | .                | .                 | .       | .            |
|           | Mexican          | . | .       | 10         | 4          | 5            | 2              | .                | .                 | .       | .            |
|           | Missing          | . | 2       | 15         | 5          | 6            | 6              | 1                | .                 | .       | 2            |
|           | Other            | . | 3       | 17         | 16         | 13           | 5              | .                | .                 | .       | 2            |
|           | Samoan           | . | .       | 3          | 2          | .            | .              | .                | 1                 | .       | .            |
|           | Tonga            | . | .       | 5          | 1          | 2            | .              | .                | .                 | .       | .            |
|           | Unknown          |   |         |            |            |              |                |                  |                   |         |              |

# ATTACHMENT A

## REPORT TO THE LEGISLATURE—2019-2020

### Bail Group

| Month    | Ethnic Group     | 0 | 1 to 99 | 100 to 499 | 500 to 999 | 1000 to 9999 | 10000 to 99999 | 100000 to 999999 | More than 1000000 | No Bail | None Entered |
|----------|------------------|---|---------|------------|------------|--------------|----------------|------------------|-------------------|---------|--------------|
| November | African American | . | 1       | 9          | 1          | 7            | 3              | 1                | .                 | .       | .            |
|          | American Indian  | . | .       | 1          | .          | 1            | .              | .                | .                 | .       | .            |
|          | Caucasian        | 2 | 10      | 66         | 25         | 56           | 31             | 4                | .                 | 3       | 4            |
|          | Chinese          | . | 1       | .          | 2          | 1            | .              | 1                | .                 | .       | .            |
|          | Filipino         | 2 | 4       | 13         | 9          | 13           | 13             | 1                | .                 | .       | 1            |
|          | Guam             | . | .       | .          | .          | 1            | .              | .                | .                 | .       | .            |
|          | Hawaiian         | 6 | 12      | 46         | 23         | 49           | 23             | 1                | 1                 | 2       | 1            |
|          | Hispanic         | . | .       | 6          | 5          | 14           | 4              | .                | .                 | .       | .            |
|          | Japanese         | . | 2       | 4          | 1          | 3            | 5              | 1                | .                 | .       | .            |
|          | Korean           | . | .       | 2          | .          | .            | .              | .                | .                 | .       | .            |
|          | Mexican          | 1 | 2       | 4          | 5          | 2            | 1              | .                | .                 | .       | .            |
|          | Missing          | . | 1       | 7          | 1          | 7            | 7              | .                | .                 | .       | 2            |
|          | Other            | 1 | 5       | 20         | 11         | 7            | 1              | .                | .                 | .       | 3            |
|          | Samoan           | . | .       | .          | 1          | 1            | 1              | .                | .                 | .       | .            |
|          | Tonga            | 3 | 1       | 1          | .          | 1            | .              | .                | .                 | .       | .            |
|          | Unknown          |   |         |            |            |              |                |                  |                   |         |              |
| December | African American | . | 3       | 6          | 4          | 7            | 4              | .                | .                 | .       | 2            |
|          | American Indian  | . | .       | .          | .          | 2            | .              | .                | .                 | .       | 1            |
|          | Caucasian        | 5 | 13      | 60         | 35         | 58           | 20             | 3                | .                 | 4       | 3            |
|          | Chinese          | . | .       | 1          | 2          | 2            | 2              | .                | .                 | .       | .            |
|          | Filipino         | 1 | 1       | 8          | 10         | 12           | 4              | .                | .                 | .       | 1            |
|          | Guam             | . | .       | .          | .          | 1            | .              | .                | .                 | .       | .            |
|          | Hawaiian         | 6 | 11      | 35         | 21         | 46           | 24             | 3                | .                 | 2       | 8            |
|          | Hispanic         | . | .       | 8          | 2          | 5            | 3              | .                | .                 | .       | .            |
|          | Japanese         | . | 1       | 3          | 6          | 5            | 4              | 1                | .                 | .       | 1            |
|          | Korean           | . | .       | 3          | 1          | 2            | 1              | .                | .                 | .       | .            |
|          | Mexican          | . | 2       | 6          | 4          | 2            | .              | .                | .                 | .       | .            |
|          | Missing          | . | 2       | 7          | 2          | 4            | 3              | .                | .                 | .       | 1            |
|          | Other            | 1 | 2       | 14         | 11         | 11           | 4              | .                | .                 | .       | .            |
|          | Samoan           | . | .       | 1          | .          | .            | .              | .                | .                 | .       | .            |
|          | Tonga            | . | .       | 2          | .          | 1            | .              | .                | .                 | .       | .            |
|          | Unknown          |   |         |            |            |              |                |                  |                   |         |              |

# ATTACHMENT A

## REPORT TO THE LEGISLATURE—2019-2020

### Bail Group

| Month    | Ethnic Group     | 0 | 1 to 99 | 100 to 499 | 500 to 999 | 1000 to 9999 | 10000 to 99999 | 100000 to 999999 | More than 1000000 | No Bail | None Entered |
|----------|------------------|---|---------|------------|------------|--------------|----------------|------------------|-------------------|---------|--------------|
| January  | African American | . | .       | 8          | 2          | 10           | 1              | 2                | .                 | .       | 1            |
|          | American Indian  | . | .       | 2          | .          | 2            | .              | 1                | .                 | .       | .            |
|          | Caucasian        | 3 | 11      | 49         | 22         | 44           | 17             | 3                | .                 | 1       | 9            |
|          | Chinese          | . | .       | 2          | .          | 2            | 1              | .                | .                 | .       | .            |
|          | Filipino         | . | 1       | 14         | 10         | 13           | 9              | .                | .                 | 1       | 1            |
|          | Guam             | . | .       | .          | .          | 1            | 1              | .                | .                 | .       | .            |
|          | Hawaiian         | 1 | 14      | 33         | 10         | 51           | 33             | 3                | .                 | 2       | 9            |
|          | Hispanic         | . | .       | 7          | 4          | 6            | 3              | .                | 1                 | .       | .            |
|          | Japanese         | 1 | 2       | 6          | 9          | 6            | 3              | .                | .                 | .       | 1            |
|          | Korean           | . | 1       | .          | .          | 3            | .              | .                | .                 | .       | .            |
|          | Mexican          | 1 | 3       | 3          | 2          | 5            | .              | 1                | .                 | .       | 2            |
|          | Missing          | 1 | 3       | 11         | 4          | 3            | 2              | 1                | .                 | .       | 1            |
|          | Other            | 1 | 5       | 16         | 9          | 10           | 1              | .                | .                 | .       | 4            |
|          | Samoan           | . | 1       | 2          | 2          | 1            | .              | .                | .                 | .       | .            |
|          | Tonga            | . | .       | 4          | 2          | .            | .              | .                | .                 | .       | .            |
|          | Unknown          |   |         |            |            |              |                |                  |                   |         |              |
| February | African American | . | 1       | 8          | 3          | 3            | 2              | .                | .                 | .       | .            |
|          | American Indian  | . | .       | .          | 1          | 1            | .              | .                | .                 | 1       | .            |
|          | Caucasian        | 5 | 17      | 45         | 27         | 46           | 19             | 2                | .                 | 1       | 2            |
|          | Chinese          | . | .       | 2          | 2          | .            | 1              | .                | .                 | .       | .            |
|          | Filipino         | 3 | 2       | 12         | 6          | 16           | 4              | 1                | 1                 | .       | 1            |
|          | Guam             | . | .       | 3          | .          | 1            | 2              | .                | .                 | .       | 1            |
|          | Hawaiian         | 5 | 9       | 34         | 25         | 26           | 25             | 3                | .                 | .       | 3            |
|          | Hispanic         | . | 2       | 12         | .          | 5            | 4              | 1                | .                 | .       | 2            |
|          | Japanese         | 1 | 3       | 5          | 2          | 1            | 3              | 1                | .                 | .       | .            |
|          | Korean           | . | .       | 1          | 1          | 3            | .              | .                | .                 | .       | .            |
|          | Mexican          | 1 | 1       | 1          | 5          | 4            | 2              | .                | .                 | .       | .            |
|          | Missing          | . | 2       | 4          | .          | 3            | .              | .                | .                 | .       | 3            |
|          | Other            | 2 | 1       | 17         | 8          | 9            | 3              | .                | .                 | .       | 1            |
|          | Samoan           | . | .       | .          | .          | 1            | .              | .                | .                 | .       | .            |
|          | Tonga            | . | .       | 1          | 1          | 2            | .              | .                | .                 | .       | .            |
|          | Unknown          |   |         |            |            |              |                |                  |                   |         |              |

# ATTACHMENT A

## REPORT TO THE LEGISLATURE—2019-2020

### Bail Group

| Month | Ethnic Group     | 0 | 1 to 99 | 100 to 499 | 500 to 999 | 1000 to 9999 | 10000 to 99999 | 100000 to 999999 | More than 1000000 | No Bail | None Entered |
|-------|------------------|---|---------|------------|------------|--------------|----------------|------------------|-------------------|---------|--------------|
| March | African American | . | .       | 4          | 3          | 5            | 1              | .                | .                 | 1       | .            |
|       | American Indian  | . | .       | 3          | .          | .            | .              | .                | .                 | .       | .            |
|       | Caucasian        | 2 | 9       | 50         | 18         | 40           | 12             | 2                | .                 | .       | 9            |
|       | Chinese          | . | .       | 2          | .          | 4            | .              | .                | .                 | .       | .            |
|       | Filipino         | . | 4       | 13         | 2          | 16           | 5              | 1                | 1                 | .       | 1            |
|       | Guam             | . | .       | .          | 1          | .            | .              | 1                | .                 | .       | .            |
|       | Hawaiian         | 5 | 5       | 34         | 13         | 35           | 24             | 3                | .                 | 1       | 3            |
|       | Hispanic         | . | .       | 5          | 1          | 2            | 1              | 1                | .                 | .       | .            |
|       | Japanese         | . | 2       | 10         | 4          | 5            | 6              | 1                | 1                 | .       | 2            |
|       | Korean           | . | .       | 1          | .          | 5            | 2              | .                | .                 | .       | .            |
|       | Mexican          | . | 1       | 8          | 4          | 4            | .              | .                | .                 | .       | .            |
|       | Missing          | . | 1       | 3          | 1          | 6            | 2              | .                | .                 | .       | 2            |
|       | Other            | 1 | 3       | 14         | 5          | 7            | 2              | 1                | .                 | .       | .            |
|       | Samoan           | . | .       | 1          | 1          | .            | .              | .                | .                 | .       | .            |
|       | Tonga            | . | .       | 2          | .          | 1            | .              | .                | .                 | .       | .            |
|       | Unknown          | . | .       | .          | .          | .            | .              | .                | .                 | .       | .            |
| April | African American | . | 1       | 8          | 3          | 4            | 5              | .                | .                 | .       | .            |
|       | American Indian  | . | .       | 1          | 1          | 1            | .              | .                | .                 | .       | .            |
|       | Caucasian        | 5 | 10      | 56         | 30         | 56           | 16             | 1                | 1                 | .       | 8            |
|       | Chinese          | . | .       | 2          | 1          | 4            | .              | .                | .                 | .       | .            |
|       | Filipino         | 2 | 4       | 11         | 4          | 13           | 11             | 2                | .                 | .       | 1            |
|       | Guam             | . | .       | 1          | 2          | 1            | .              | .                | .                 | .       | .            |
|       | Hawaiian         | 3 | 4       | 38         | 15         | 24           | 24             | 3                | .                 | .       | 10           |
|       | Hispanic         | . | .       | 2          | 5          | 3            | 9              | .                | .                 | .       | .            |
|       | Japanese         | . | 1       | 3          | 4          | 6            | 4              | .                | .                 | .       | 1            |
|       | Korean           | . | .       | .          | .          | 2            | 2              | 1                | .                 | .       | .            |
|       | Mexican          | . | .       | 5          | 1          | 3            | 1              | .                | .                 | .       | .            |
|       | Missing          | . | .       | 4          | 1          | 4            | 4              | 2                | 1                 | .       | 1            |
|       | Other            | . | 2       | 12         | 5          | 11           | .              | 1                | .                 | .       | 1            |
|       | Samoan           | . | .       | 1          | 1          | 2            | .              | .                | .                 | .       | .            |
|       | Tonga            | . | .       | 1          | .          | 1            | 1              | .                | .                 | .       | .            |
|       | Unknown          | . | .       | .          | .          | .            | .              | .                | .                 | .       | .            |



# ATTACHMENT A

## REPORT TO THE LEGISLATURE—2019-2020

### Bail Group

| Month | Ethnic Group     | 0 | 1 to 99 | 100 to 499 | 500 to 999 | 1000 to 9999 | 10000 to 99999 | 100000 to 999999 | More than 1000000 | No Bail | None Entered |
|-------|------------------|---|---------|------------|------------|--------------|----------------|------------------|-------------------|---------|--------------|
| May   | African American | . | 2       | 9          | 3          | 5            | 3              | 1                | 1                 | .       | 1            |
|       | American Indian  | . | .       | 2          | .          | 2            | 1              | .                | .                 | .       | .            |
|       | Caucasian        | 1 | 19      | 59         | 28         | 41           | 10             | 1                | .                 | 1       | 6            |
|       | Chinese          | . | .       | 2          | .          | 1            | 1              | .                | .                 | .       | .            |
|       | Filipino         | 1 | 2       | 13         | 9          | 12           | 6              | .                | .                 | .       | 3            |
|       | Guam             | . | .       | 1          | .          | 2            | .              | .                | .                 | .       | .            |
|       | Hawaiian         | 2 | 6       | 41         | 21         | 38           | 10             | 1                | 1                 | .       | 6            |
|       | Hispanic         | . | 3       | 5          | 3          | 4            | 3              | .                | .                 | .       | 1            |
|       | Japanese         | . | .       | 2          | 2          | 6            | 1              | 1                | .                 | .       | .            |
|       | Korean           | . | 1       | 2          | 1          | 1            | 2              | .                | .                 | .       | .            |
|       | Mexican          | 1 | 3       | 8          | 3          | 5            | .              | .                | .                 | .       | 1            |
|       | Missing          | . | 1       | 11         | 6          | 5            | 11             | 2                | .                 | .       | .            |
|       | Other            | 1 | 2       | 12         | 6          | 7            | 2              | .                | .                 | .       | 1            |
|       | Samoan           | . | .       | 1          | 1          | 1            | .              | .                | .                 | .       | .            |
|       | Tonga            | . | 1       | 4          | .          | .            | .              | .                | .                 | .       | .            |
|       | Unknown          |   |         |            |            |              |                |                  |                   |         |              |
| June  | African American | . | 3       | 10         | 1          | 3            | 4              | 1                | .                 | .       | .            |
|       | American Indian  | . | .       | 2          | .          | .            | .              | .                | .                 | .       | .            |
|       | Caucasian        | 2 | 9       | 67         | 27         | 57           | 9              | 1                | .                 | .       | 4            |
|       | Chinese          | . | 2       | 1          | 3          | .            | .              | .                | .                 | .       | .            |
|       | Filipino         | . | 5       | 7          | 5          | 13           | 5              | 2                | .                 | .       | .            |
|       | Guam             | . | .       | .          | 1          | .            | .              | .                | .                 | .       | .            |
|       | Hawaiian         | 3 | 8       | 42         | 14         | 26           | 13             | 1                | .                 | 1       | 7            |
|       | Hispanic         | . | 3       | 9          | 2          | 8            | 1              | .                | .                 | .       | .            |
|       | Japanese         | 1 | 3       | 10         | 2          | .            | 1              | .                | .                 | .       | 2            |
|       | Korean           | . | .       | 1          | .          | .            | 1              | .                | .                 | .       | .            |
|       | Mexican          | . | 1       | 5          | 1          | 9            | 2              | .                | .                 | .       | .            |
|       | Missing          | . | 2       | 4          | 3          | 7            | 12             | .                | .                 | .       | .            |
|       | Other            | 1 | 2       | 8          | 8          | 12           | .              | .                | .                 | .       | .            |
|       | Samoan           | . | .       | 1          | 1          | 1            | 1              | .                | .                 | .       | .            |
|       | Tonga            | . | .       | .          | 1          | .            | 1              | .                | .                 | .       | .            |
|       | Unknown          |   |         |            |            |              |                |                  |                   |         |              |

# ATTACHMENT A

## REPORT TO THE LEGISLATURE—2019-2020

### Age Group—Recommended Override Level

| Month  | Ethnic Group         | 18 to 19 | 20 to 24 | 25 to 29 | 30 to 34 | 35 to 39 | 40 to 44 | 45 to 49 | 50 to 54 | 55 to 59 | 60 to 64 | 65 and older |
|--------|----------------------|----------|----------|----------|----------|----------|----------|----------|----------|----------|----------|--------------|
| July   | American Indian      | 0        | 1        | 4        | 3        | 4        | 5        | 3        | 0        | 1        | 0        | 1            |
|        | Black                | 4        | 19       | 27       | 36       | 46       | 33       | 25       | 23       | 11       | 12       | 7            |
|        | Caucasian            | 5        | 75       | 168      | 215      | 193      | 151      | 148      | 146      | 111      | 67       | 58           |
|        | Chinese              | 0        | 3        | 6        | 5        | 6        | 6        | 3        | 4        | 3        | 1        | 2            |
|        | Filipino             | 5        | 41       | 88       | 87       | 109      | 82       | 61       | 68       | 49       | 33       | 22           |
|        | Guam/Pac Isl         | 1        | 6        | 4        | 11       | 5        | 13       | 5        | 1        | 1        | 1        | 1            |
|        | Hawaiian/pt Hawaiian | 10       | 178      | 362      | 399      | 321      | 261      | 213      | 175      | 112      | 56       | 34           |
|        | Hispanic             | 0        | 4        | 14       | 26       | 25       | 11       | 16       | 18       | 4        | 5        | 4            |
|        | Japanese             | 1        | 8        | 33       | 40       | 36       | 29       | 23       | 24       | 24       | 18       | 6            |
|        | Korean               | 0        | 2        | 10       | 8        | 8        | 3        | 3        | 3        | 3        | 1        | 2            |
|        | Samoaan              | 1        | 36       | 58       | 57       | 50       | 33       | 33       | 21       | 5        | 3        | 5            |
|        | Other                | 1        | 11       | 33       | 29       | 31       | 20       | 17       | 10       | 13       | 9        | 9            |
|        | Unkown               | 8        | 45       | 72       | 60       | 54       | 43       | 28       | 28       | 18       | 7        | 5            |
| August | American Indian      | 0        | 2        | 4        | 2        | 4        | 7        | 2        | 0        | 1        | 0        | 1            |
|        | Black                | 4        | 20       | 25       | 32       | 44       | 34       | 25       | 23       | 13       | 11       | 6            |
|        | Caucasian            | 8        | 67       | 161      | 204      | 200      | 149      | 159      | 142      | 104      | 67       | 55           |
|        | Chinese              | 0        | 2        | 8        | 5        | 6        | 4        | 5        | 4        | 2        | 1        | 1            |
|        | Filipino             | 5        | 42       | 91       | 84       | 101      | 84       | 66       | 64       | 39       | 33       | 22           |
|        | Guam/Pac Isl         | 1        | 8        | 3        | 8        | 5        | 13       | 3        | 1        | 2        | 1        | 1            |
|        | Hawaiian/pt Hawaiian | 11       | 160      | 347      | 390      | 307      | 270      | 212      | 169      | 118      | 58       | 33           |
|        | Hispanic             | 0        | 3        | 13       | 25       | 32       | 13       | 14       | 18       | 4        | 5        | 5            |
|        | Japanese             | 1        | 10       | 31       | 37       | 38       | 28       | 22       | 24       | 28       | 16       | 7            |
|        | Korean               | 0        | 1        | 9        | 7        | 7        | 5        | 3        | 2        | 2        | 1        | 2            |
|        | Samoaan              | 1        | 37       | 58       | 50       | 55       | 35       | 32       | 22       | 6        | 3        | 5            |
|        | Other                | 1        | 11       | 39       | 25       | 30       | 20       | 15       | 9        | 11       | 9        | 9            |
|        | Unkown               | 6        | 45       | 75       | 64       | 55       | 39       | 31       | 30       | 17       | 7        | 6            |

# ATTACHMENT A

## REPORT TO THE LEGISLATURE—2019-2020

### Age Group—Recommended Override Level

| Month     | Ethnic Group         | 18 to 19 | 20 to 24 | 25 to 29 | 30 to 34 | 35 to 39 | 40 to 44 | 45 to 49 | 50 to 54 | 55 to 59 | 60 to 64 | 65 and older |
|-----------|----------------------|----------|----------|----------|----------|----------|----------|----------|----------|----------|----------|--------------|
| September | American Indian      | 0        | 2        | 3        | 2        | 4        | 6        | 3        | 1        | 2        | 0        | 1            |
|           | Black                | 5        | 18       | 27       | 29       | 47       | 33       | 27       | 22       | 12       | 11       | 6            |
|           | Caucasian            | 6        | 69       | 158      | 200      | 201      | 160      | 156      | 139      | 108      | 71       | 58           |
|           | Chinese              | 0        | 3        | 6        | 6        | 5        | 5        | 3        | 6        | 2        | 1        | 1            |
|           | Filipino             | 5        | 39       | 102      | 87       | 99       | 83       | 67       | 64       | 39       | 32       | 23           |
|           | Guam/Pac Isl         | 1        | 6        | 4        | 8        | 5        | 11       | 3        | 1        | 2        | 1        | 1            |
|           | Hawaiian/pt Hawaiian | 9        | 162      | 345      | 399      | 320      | 270      | 222      | 176      | 114      | 61       | 33           |
|           | Hispanic             | 2        | 5        | 12       | 26       | 31       | 11       | 14       | 17       | 3        | 5        | 4            |
|           | Japanese             | 1        | 10       | 30       | 32       | 44       | 27       | 22       | 24       | 30       | 19       | 9            |
|           | Korean               | 0        | 1        | 8        | 7        | 7        | 4        | 4        | 2        | 4        | 1        | 2            |
|           | Samoan               | 1        | 34       | 51       | 56       | 50       | 33       | 28       | 23       | 6        | 3        | 5            |
|           | Other                | 1        | 6        | 37       | 25       | 30       | 15       | 17       | 10       | 13       | 8        | 9            |
|           | Unkown               | 11       | 44       | 78       | 60       | 56       | 42       | 34       | 28       | 17       | 11       | 5            |
| Month     | Ethnic Group         | 18 to 19 | 20 to 24 | 25 to 29 | 30 to 34 | 35 to 39 | 40 to 44 | 45 to 49 | 50 to 54 | 55 to 59 | 60 to 64 | 65 and older |
| October   | American Indian      | 0        | 1        | 3        | 2        | 4        | 6        | 3        | 1        | 1        | 0        | 1            |
|           | Black                | 4        | 19       | 27       | 35       | 47       | 34       | 21       | 22       | 12       | 13       | 6            |
|           | Caucasian            | 3        | 67       | 151      | 184      | 210      | 169      | 159      | 133      | 106      | 74       | 55           |
|           | Chinese              | 0        | 3        | 6        | 6        | 4        | 5        | 2        | 5        | 3        | 1        | 0            |
|           | Filipino             | 4        | 47       | 98       | 87       | 108      | 83       | 68       | 59       | 39       | 31       | 25           |
|           | Guam/Pac Isl         | 2        | 5        | 4        | 10       | 5        | 10       | 2        | 1        | 0        | 1        | 1            |
|           | Hawaiian/pt Hawaiian | 5        | 162      | 371      | 392      | 333      | 283      | 215      | 174      | 112      | 60       | 33           |
|           | Hispanic             | 1        | 4        | 12       | 26       | 29       | 12       | 16       | 18       | 4        | 4        | 5            |
|           | Japanese             | 0        | 8        | 28       | 30       | 42       | 25       | 24       | 18       | 29       | 18       | 7            |
|           | Korean               | 0        | 1        | 8        | 8        | 9        | 5        | 5        | 3        | 4        | 1        | 1            |
|           | Samoan               | 1        | 32       | 61       | 57       | 50       | 36       | 29       | 21       | 5        | 4        | 5            |
|           | Other                | 1        | 10       | 37       | 24       | 29       | 17       | 19       | 10       | 12       | 10       | 9            |
|           | Unkown               | 14       | 41       | 82       | 67       | 58       | 48       | 28       | 27       | 17       | 8        | 6            |

# ATTACHMENT A

## REPORT TO THE LEGISLATURE—2019-2020

### Age Group—Recommended Override Level

| Month    | Ethnic Group         | 18 to 19 | 20 to 24 | 25 to 29 | 30 to 34 | 35 to 39 | 40 to 44 | 45 to 49 | 50 to 54 | 55 to 59 | 60 to 64 | 65 and older |
|----------|----------------------|----------|----------|----------|----------|----------|----------|----------|----------|----------|----------|--------------|
| November | American Indian      | 0        | 2        | 3        | 2        | 4        | 5        | 2        | 2        | 1        | 0        | 1            |
|          | Black                | 3        | 20       | 30       | 28       | 39       | 36       | 23       | 21       | 11       | 14       | 6            |
|          | Caucasian            | 5        | 64       | 155      | 185      | 211      | 158      | 159      | 132      | 104      | 78       | 53           |
|          | Chinese              | 0        | 3        | 7        | 6        | 5        | 4        | 2        | 6        | 2        | 2        | 0            |
|          | Filipino             | 4        | 41       | 102      | 92       | 102      | 86       | 71       | 60       | 38       | 29       | 25           |
|          | Guam/Pac Isl         | 1        | 4        | 5        | 10       | 5        | 10       | 2        | 1        | 0        | 1        | 1            |
|          | Hawaiian/pt Hawaiian | 7        | 155      | 342      | 391      | 328      | 271      | 210      | 173      | 120      | 59       | 33           |
|          | Hispanic             | 1        | 6        | 9        | 22       | 29       | 13       | 15       | 18       | 5        | 4        | 5            |
|          | Japanese             | 0        | 9        | 29       | 33       | 40       | 24       | 28       | 17       | 31       | 15       | 6            |
|          | Korean               | 0        | 1        | 6        | 7        | 9        | 4        | 4        | 3        | 4        | 1        | 1            |
|          | Samoan               | 2        | 27       | 60       | 55       | 53       | 37       | 27       | 21       | 5        | 5        | 5            |
|          | Other                | 1        | 14       | 38       | 23       | 28       | 16       | 22       | 12       | 11       | 9        | 9            |
|          | Unkown               | 10       | 46       | 85       | 66       | 61       | 42       | 26       | 26       | 17       | 6        | 6            |
| Month    | Ethnic Group         | 18 to 19 | 20 to 24 | 25 to 29 | 30 to 34 | 35 to 39 | 40 to 44 | 45 to 49 | 50 to 54 | 55 to 59 | 60 to 64 | 65 and older |
| December | American Indian      | 0        | 0        | 2        | 4        | 2        | 4        | 6        | 2        | 0        | 1        | 3            |
|          | Black                | 4        | 5        | 19       | 32       | 37       | 36       | 27       | 25       | 17       | 15       | 8            |
|          | Caucasian            | 3        | 20       | 91       | 180      | 181      | 195      | 149      | 151      | 116      | 104      | 54           |
|          | Chinese              | 0        | 2        | 2        | 9        | 2        | 8        | 2        | 4        | 2        | 3        | 0            |
|          | Filipino             | 4        | 9        | 62       | 101      | 93       | 99       | 73       | 62       | 51       | 39       | 20           |
|          | Guam/Pac Isl         | 0        | 2        | 6        | 5        | 10       | 7        | 8        | 0        | 1        | 0        | 1            |
|          | Hawaiian/pt Hawaiian | 5        | 34       | 239      | 374      | 337      | 317      | 239      | 195      | 168      | 95       | 34           |
|          | Hispanic             | 1        | 1        | 6        | 17       | 26       | 25       | 10       | 13       | 16       | 3        | 3            |
|          | Japanese             | 0        | 3        | 18       | 28       | 40       | 30       | 25       | 21       | 32       | 21       | 7            |
|          | Korean               | 0        | 0        | 4        | 9        | 5        | 7        | 4        | 3        | 2        | 5        | 0            |
|          | Samoan               | 3        | 10       | 48       | 49       | 55       | 46       | 36       | 29       | 11       | 3        | 3            |
|          | Other                | 1        | 9        | 22       | 30       | 25       | 19       | 18       | 15       | 13       | 10       | 7            |
|          | Unkown               | 11       | 10       | 62       | 74       | 62       | 51       | 40       | 23       | 21       | 14       | 7            |

# ATTACHMENT A

## REPORT TO THE LEGISLATURE—2019-2020

### Age Group—Recommended Override Level

| Month    | Ethnic Group          | 18 to 19 | 20 to 24 | 25 to 29 | 30 to 34 | 35 to 39 | 40 to 44 | 45 to 49 | 50 to 54 | 55 to 59 | 60 to 64 | 65 and older |
|----------|-----------------------|----------|----------|----------|----------|----------|----------|----------|----------|----------|----------|--------------|
| January  | American Indian       | 0        | 1        | 3        | 4        | 3        | 6        | 2        | 0        | 1        | 1        | 1            |
|          | Black                 | 3        | 15       | 28       | 29       | 34       | 35       | 22       | 23       | 13       | 14       | 6            |
|          | Caucasian             | 6        | 65       | 159      | 176      | 202      | 157      | 151      | 129      | 106      | 79       | 55           |
|          | Chinese               | 0        | 3        | 6        | 6        | 3        | 4        | 3        | 4        | 1        | 2        | 0            |
|          | Filipino              | 3        | 33       | 98       | 92       | 97       | 85       | 69       | 51       | 44       | 28       | 26           |
|          | Guam/Pac Isl          | 1        | 5        | 4        | 9        | 4        | 10       | 3        | 1        | 2        | 1        | 1            |
|          | Hawaiian/pt Hawaiian  | 5        | 156      | 340      | 387      | 319      | 269      | 208      | 174      | 123      | 62       | 36           |
|          | Hispanic              | 1        | 6        | 16       | 20       | 27       | 15       | 16       | 15       | 6        | 4        | 5            |
|          | Japanese              | 0        | 7        | 27       | 29       | 30       | 27       | 20       | 18       | 31       | 18       | 7            |
|          | Korean                | 0        | 1        | 8        | 7        | 9        | 6        | 3        | 3        | 4        | 1        | 2            |
|          | Samoan                | 2        | 29       | 54       | 53       | 53       | 37       | 30       | 23       | 6        | 5        | 6            |
|          | Other                 | 2        | 17       | 36       | 22       | 29       | 21       | 20       | 12       | 12       | 7        | 8            |
|          | Unknown               | 6        | 35       | 80       | 68       | 58       | 42       | 28       | 21       | 21       | 7        | 5            |
| Month    | Ethnic Group          | 18 to 19 | 20 to 24 | 25 to 29 | 30 to 34 | 35 to 39 | 40 to 44 | 45 to 49 | 50 to 54 | 55 to 59 | 60 to 64 | 65 and older |
| February | American Indian       | 0        | 0        | 4        | 4        | 3        | 6        | 2        | 0        | 1        | 0        | 1            |
|          | Black                 | 3        | 19       | 32       | 32       | 37       | 36       | 26       | 24       | 13       | 14       | 6            |
|          | Caucasian             | 7        | 69       | 153      | 185      | 210      | 152      | 147      | 123      | 95       | 84       | 57           |
|          | Chinese               | 0        | 3        | 8        | 7        | 2        | 4        | 4        | 5        | 2        | 2        | 0            |
|          | Filipino              | 3        | 40       | 93       | 92       | 101      | 77       | 71       | 50       | 45       | 31       | 28           |
|          | Guam/Pac Isl          | 0        | 6        | 3        | 10       | 5        | 9        | 4        | 1        | 1        | 1        | 0            |
|          | Hawaiian/p t Hawaiian | 6        | 152      | 323      | 387      | 319      | 274      | 203      | 170      | 122      | 56       | 35           |
|          | Hispanic              | 2        | 5        | 13       | 18       | 28       | 13       | 13       | 14       | 7        | 4        | 5            |
|          | Japanese              | 1        | 8        | 28       | 32       | 34       | 28       | 22       | 20       | 39       | 14       | 6            |
|          | Korean                | 0        | 1        | 6        | 7        | 7        | 6        | 3        | 3        | 5        | 1        | 2            |
|          | Samoan                | 2        | 28       | 53       | 51       | 57       | 36       | 35       | 23       | 7        | 5        | 6            |
|          | Other                 | 1        | 16       | 36       | 25       | 28       | 18       | 20       | 11       | 12       | 7        | 6            |
|          | Unknown               | 5        | 38       | 73       | 67       | 51       | 40       | 28       | 21       | 21       | 6        | 6            |



# ATTACHMENT A

## REPORT TO THE LEGISLATURE—2019-2020

### Age Group—Recommended Override Level

| Month | Ethnic Group         | 18 to 19 | 20 to 24 | 25 to 29 | 30 to 34 | 35 to 39 | 40 to 44 | 45 to 49 | 50 to 54 | 55 to 59 | 60 to 64 | 65 and older |
|-------|----------------------|----------|----------|----------|----------|----------|----------|----------|----------|----------|----------|--------------|
| March | American Indian      | 0        | 0        | 3        | 4        | 3        | 7        | 1        | 0        | 1        | 0        | 1            |
|       | Black                | 2        | 19       | 30       | 30       | 33       | 34       | 28       | 22       | 11       | 15       | 6            |
|       | Caucasian            | 4        | 70       | 146      | 180      | 215      | 155      | 148      | 131      | 99       | 79       | 56           |
|       | Chinese              | 0        | 3        | 10       | 6        | 3        | 4        | 2        | 5        | 2        | 2        | 1            |
|       | Filipino             | 4        | 40       | 95       | 94       | 96       | 74       | 73       | 51       | 44       | 34       | 27           |
|       | Guam/Pac Isl         | 1        | 5        | 3        | 10       | 7        | 9        | 3        | 1        | 1        | 1        | 0            |
|       | Hawaiian/pt Hawaiian | 6        | 151      | 325      | 384      | 324      | 262      | 199      | 175      | 131      | 56       | 39           |
|       | Hispanic             | 2        | 8        | 11       | 19       | 27       | 14       | 14       | 13       | 8        | 3        | 5            |
|       | Japanese             | 1        | 10       | 29       | 32       | 34       | 27       | 25       | 18       | 35       | 12       | 6            |
|       | Korean               | 0        | 1        | 6        | 7        | 6        | 5        | 2        | 5        | 3        | 3        | 3            |
|       | Samoan               | 2        | 30       | 47       | 52       | 47       | 35       | 35       | 21       | 9        | 5        | 7            |
|       | Other                | 1        | 18       | 33       | 26       | 27       | 18       | 21       | 9        | 11       | 6        | 6            |
|       | Unkown               | 10       | 48       | 70       | 60       | 49       | 38       | 33       | 25       | 19       | 8        | 7            |
| Month | Ethnic Group         | 18 to 19 | 20 to 24 | 25 to 29 | 30 to 34 | 35 to 39 | 40 to 44 | 45 to 49 | 50 to 54 | 55 to 59 | 60 to 64 | 65 and older |
| April | American Indian      | 0        | 0        | 3        | 4        | 3        | 8        | 1        | 1        | 1        | 0        | 1            |
|       | Black                | 2        | 16       | 24       | 31       | 36       | 35       | 31       | 20       | 10       | 13       | 6            |
|       | Caucasian            | 3        | 71       | 146      | 194      | 196      | 154      | 148      | 137      | 105      | 79       | 57           |
|       | Chinese              | 0        | 2        | 11       | 6        | 4        | 4        | 3        | 6        | 3        | 3        | 1            |
|       | Filipino             | 3        | 46       | 95       | 90       | 97       | 76       | 78       | 57       | 41       | 31       | 28           |
|       | Guam/Pac Isl         | 0        | 6        | 3        | 8        | 9        | 8        | 5        | 1        | 1        | 1        | 0            |
|       | Hawaiian/pt Hawaiian | 8        | 143      | 345      | 379      | 314      | 270      | 195      | 164      | 127      | 53       | 41           |
|       | Hispanic             | 2        | 5        | 13       | 19       | 28       | 15       | 14       | 13       | 9        | 3        | 6            |
|       | Japanese             | 1        | 11       | 28       | 36       | 37       | 26       | 24       | 19       | 32       | 11       | 6            |
|       | Korean               | 0        | 2        | 8        | 8        | 6        | 6        | 3        | 4        | 1        | 2        | 2            |
|       | Samoan               | 2        | 31       | 57       | 54       | 45       | 36       | 34       | 21       | 9        | 4        | 6            |
|       | Other                | 2        | 14       | 39       | 26       | 25       | 16       | 21       | 8        | 10       | 6        | 6            |
|       | Unkown               | 10       | 45       | 76       | 59       | 53       | 38       | 33       | 23       | 18       | 8        | 8            |

# ATTACHMENT A

## REPORT TO THE LEGISLATURE—2019-2020

### Age Group—Recommended Override Level

| Month | Ethnic Group         | 18 to 19 | 20 to 24 | 25 to 29 | 30 to 34 | 35 to 39 | 40 to 44 | 45 to 49 | 50 to 54 | 55 to 59 | 60 to 64 | 65 and older |
|-------|----------------------|----------|----------|----------|----------|----------|----------|----------|----------|----------|----------|--------------|
| May   | American Indian      | 0        | 1        | 2        | 3        | 5        | 5        | 1        | 1        | 1        | 0        | 2            |
|       | Black                | 3        | 16       | 24       | 31       | 34       | 32       | 30       | 20       | 11       | 16       | 6            |
|       | Caucasian            | 6        | 72       | 147      | 191      | 200      | 159      | 138      | 137      | 102      | 91       | 58           |
|       | Chinese              | 0        | 3        | 8        | 5        | 2        | 4        | 2        | 5        | 3        | 3        | 1            |
|       | Filipino             | 3        | 42       | 96       | 92       | 94       | 77       | 73       | 58       | 38       | 29       | 30           |
|       | Guam/Pac Isl         | 0        | 5        | 4        | 9        | 7        | 8        | 4        | 1        | 0        | 1        | 0            |
|       | Hawaiian/pt Hawaiian | 10       | 148      | 350      | 391      | 305      | 266      | 185      | 168      | 131      | 58       | 41           |
|       | Hispanic             | 2        | 5        | 12       | 20       | 30       | 14       | 13       | 15       | 7        | 4        | 7            |
|       | Japanese             | 1        | 11       | 26       | 38       | 35       | 23       | 24       | 18       | 34       | 14       | 7            |
|       | Korean               | 0        | 1        | 9        | 9        | 7        | 4        | 3        | 4        | 1        | 3        | 2            |
|       | Samoan               | 2        | 28       | 64       | 52       | 44       | 39       | 33       | 21       | 9        | 4        | 6            |
|       | Other                | 2        | 9        | 40       | 25       | 25       | 16       | 18       | 11       | 10       | 7        | 6            |
|       | Unkown               | 13       | 52       | 79       | 71       | 59       | 37       | 33       | 22       | 17       | 8        | 8            |
| Month | Ethnic Group         | 18 to 19 | 20 to 24 | 25 to 29 | 30 to 34 | 35 to 39 | 40 to 44 | 45 to 49 | 50 to 54 | 55 to 59 | 60 to 64 | 65 and older |
| June  | American Indian      | 0        | 1        | 3        | 3        | 5        | 5        | 1        | 1        | 1        | 0        | 1            |
|       | Black                | 3        | 16       | 25       | 33       | 34       | 37       | 28       | 26       | 9        | 16       | 5            |
|       | Caucasian            | 6        | 70       | 134      | 184      | 203      | 164      | 144      | 136      | 100      | 86       | 60           |
|       | Chinese              | 0        | 2        | 8        | 5        | 4        | 4        | 3        | 5        | 3        | 3        | 1            |
|       | Filipino             | 1        | 45       | 99       | 91       | 103      | 80       | 75       | 63       | 38       | 32       | 29           |
|       | Guam/Pac Isl         | 1        | 5        | 4        | 9        | 7        | 9        | 4        | 1        | 0        | 1        | 0            |
|       | Hawaiian/pt Hawaiian | 11       | 148      | 347      | 396      | 297      | 269      | 188      | 166      | 140      | 58       | 40           |
|       | Hispanic             | 3        | 6        | 11       | 18       | 29       | 17       | 14       | 15       | 8        | 3        | 6            |
|       | Japanese             | 2        | 8        | 25       | 31       | 35       | 22       | 21       | 19       | 32       | 15       | 9            |
|       | Korean               | 0        | 1        | 12       | 9        | 7        | 5        | 2        | 4        | 1        | 2        | 2            |
|       | Samoan               | 3        | 25       | 63       | 52       | 47       | 39       | 33       | 21       | 9        | 4        | 6            |
|       | Other                | 2        | 14       | 40       | 28       | 26       | 18       | 18       | 11       | 10       | 6        | 6            |
|       | Unkown               | 14       | 52       | 77       | 69       | 56       | 41       | 38       | 24       | 20       | 5        | 8            |

# ATTACHMENT B

## REPORT TO THE LEGISLATURE—2019-2020 Performance Indicators

| Department of Public Safety (PSD) Inventory of Reentry Services to Offenders   |           |          |           |            |        |                    |                                 |                                    |        |                        |          |        |           |
|--|-----------|----------|-----------|------------|--------|--------------------|---------------------------------|------------------------------------|--------|------------------------|----------|--------|-----------|
| SERVICES<br>(I.E. PROGRAMS, TRAINING, &<br>TREATMENT)  | KAUAI     | MAUI     | HAWAII    |            |        | MAINLAND<br>BRANCH | HAWAII<br>PAROLING<br>AUTHORITY | FEDERAL<br>BUREAU<br>OF<br>PRISONS | OAHU   |                        |          |        |           |
|  | Kauai CCC | Maui CCC | Hale Nani | Hawaii CCC | Kulani | AZSC               | HPA                             | FDC<br>Honolulu                    | Halawa | Laumaka &<br>Module 20 | Oahu CCC | Waiawa | Women CCC |
| ANGER MANAGEMENT   |           |          |           |            |        |                    |                                 |                                    |        |                        |          |        |           |
| <u>Hina Mauka</u> - Assists people with mastering their addictions through encouragement and evidence-based practices; helps individuals overcome their dependence through a series of treatment programs for diagnosed substance abuse disorders (emphasis on behavioral health); Also available for pre-trial diversion. (Programs include: residential treatment services, outpatient services, aftercare, & peer mentoring)<br><u>*Ke Alaui by Hina Mauka</u> [Women's Community Correctional Center (WCCC)] therapeutic community treatment program, based on traditional Hawaiian culture and values. (translation: "breaking of a new dawn.") |           |          |           |            |        |                    |                                 |                                    |        | X                      | X        |        | X*        |
| <u>Lokahi</u> Treatment Centers (LTC)- Provides a highly structured, <u>outpatient</u> treatment environment centered on personal responsibility, individual dignity, and self-esteem; LTC goal: to provide clients with a continuum of care to meet them right where they are and guide them through a world of new choices.  |           |          | X         |            | X      |                    | X                               |                                    |        |                        |          |        |           |
| <u>PACT</u> (Parents and Children Together) Anger Control- (Oahu): to bring peace to Hawaii's families by offering an environment that promotes safety, support, and accountability to offenders, survivors, and their children; The <u>Kuleana</u> (translation: "Responsibility"); <u>Offenders Unit</u> : works with offenders of intimate partner violence and non-intimate partner abuse; services for men and women include:<br>• Domestic violence intervention group<br>• Individual support and counseling<br>• Anger control groups<br>• Parenting classes that address positive parenting<br>• Case management                            |           |          |           |            |        |                    |                                 |                                    |        |                        | X        |        |           |
| • Community referrals<br>• Safety reviews<br>• Individual counseling<br>• Group counseling   |           |          |           |            |        |                    |                                 |                                    |        |                        |          |        |           |
| <u>PACT</u> (Maui): The <u>Kuleana</u> Unit: Some clients services are paid for by the Judiciary and some are self-paid on a sliding fee schedule determined at intake.<br>• Focus: male offenders with co-occurring substance abuse<br>• Sessions conducted in English and Ilocano.   |           | X        |           |            |        |                    |                                 |                                    |        |                        |          |        |           |
| <u>Salvation Army</u> - Addiction Treatment Services (ATS) provides a comprehensive continuum of effective treatment services for adults.  | X         | X        |           |            |        |                    | X                               |                                    |        |                        | X        |        | X         |
| ASSESSMENTS  |           |          |           |            |        |                    |                                 |                                    |        |                        |          |        |           |
| Eligibility Screenings (Placement)   |           |          |           |            |        |                    |                                 | X                                  |        |                        |          |        |           |
| Discharge Plans (Reentry Checklist)  | X         | X        | X         |            |        |                    |                                 | X                                  | X      | X                      | X        | X      | X         |
| Holland Code ( <u>RIASEC</u> ) (max 15 students) (1-3 hrs)<br>This is an assessment test that measures career interests based on 6 personality types: Realistic, Investigative, Artistic, Social, Enterprising and Conventional  | X         | X        | X         | X          | X      | X                  | X                               |                                    | X      | X                      | X        | X      | X         |
| Level of Service Inventory-Revised (LSI-R)   | X         | X        | X         | X          | X      | X                  | X                               |                                    | X      | X                      | X        | X      | X         |
| Reception, Assessment, Diagnostic (RAD)- upon admittance for sentenced felons  | X         |          |           |            |        |                    |                                 |                                    | X      |                        |          |        | X         |
| Test of Adult Basic Education ( <u>TABE</u> ) (max 15 students) (2-6 hrs)<br>This is an assessment test. TABE test scores determine academic class placement for all students. TABE is a prerequisite to enroll in any class or program.   | X         | X        | X         | X          | X      | X                  | X                               |                                    | X      | X                      | X        | X      | X         |

# ATTACHMENT B

## REPORT TO THE LEGISLATURE—2019-2020 Performance Indicators

| Department of Public Safety (PSD) Inventory of Reentry Services to Offenders  |           |          |           |            |        |                    |                                 |                                    |        |                        |          |        |           |
|---|-----------|----------|-----------|------------|--------|--------------------|---------------------------------|------------------------------------|--------|------------------------|----------|--------|-----------|
| SERVICES<br>(I.E. PROGRAMS, TRAINING, &<br>TREATMENT)   | KAUAI     | MAUI     | HAWAII    |            |        | MAINLAND<br>BRANCH | HAWAII<br>PAROLING<br>AUTHORITY | FEDERAL<br>BUREAU<br>OF<br>PRISONS | OAHU   |                        |          |        |           |
|   | Kauai CCC | Maui CCC | Hale Nani | Hawaii CCC | Kulani | AZSC               | HPA                             | FDC<br>Honolulu                    | Halawa | Laumaka &<br>Module 20 | Oahu CCC | Waiawa | Women CCC |
| COGNITIVE BEHAVIORAL RESTRUCTURING  |           |          |           |            |        |                    |                                 |                                    |        |                        |          |        |           |
| Aloha House Continuing Care Program   |           | X        |           |            |        |                    |                                 |                                    |        |                        |          |        |           |
| Bridge Program  |           |          |           |            | X      |                    |                                 |                                    |        | X                      |          |        | X         |
| Cognitive Behavioral Therapy (CBT)- groups and individual sessions  |           |          |           |            |        |                    |                                 | X                                  |        |                        |          |        |           |
| Cognitive Skills (classes)  | X         |          |           |            |        | X                  |                                 |                                    | X      | X                      | X        | X      | X         |
| Hina Mauka (for description see pg. 1)  |           |          |           |            |        |                    |                                 |                                    |        |                        |          |        | X*        |
| *Ke Alaui at WCCC (for description see pg. 1)   |           |          |           |            |        |                    |                                 |                                    |        |                        |          |        |           |
| Lifestyles- 24-class series that provides clients with the tools to master their thinking to make better decisions upon release; focuses areas: criminal thinking errors, pro-  |           |          |           |            |        |                    |                                 |                                    | X      | X                      | X        |        | X         |
| social skills, problem solving, and planning for a crime-free life.   |           |          |           |            |        |                    |                                 |                                    |        |                        |          |        |           |
| PSD Case Managers   |           | X        | X         | X          | X      |                    |                                 |                                    |        |                        | X        |        | X         |
| PSD Substance Abuse Counselors  |           | X        |           |            | X      |                    |                                 |                                    |        |                        | X        |        |           |
| RDAP 2  |           |          |           |            |        | X                  |                                 |                                    |        |                        |          |        | X         |
| RDAP 3  |           |          |           |            |        | X                  |                                 |                                    |        |                        |          |        | X         |
| Salvation Army- ATS   |           | X        |           |            |        |                    | X                               |                                    |        |                        | X        |        | X         |
| Thinking for a Change   |           |          |           |            |        |                    |                                 |                                    | X      |                        |          |        | X         |
| Total Life Recovery (TLR)- A faith-based, gender specific program that addresses every area of a woman's life mentally, emotionally, spiritually and physically; equips participants with the knowledge and tools they need to live successfully. |           |          |           |            |        |                    |                                 |                                    |        |                        |          |        | X         |
| Transformations   |           |          |           |            |        |                    |                                 |                                    | X      |                        |          |        | X         |
| COMMUNITY SERVICE WORKLINES   |           |          |           |            |        |                    |                                 |                                    |        |                        |          |        |           |
| Assist Department of Transportation (DOT) in cleaning the State highways/roadways   |           |          | X         | X          | X      |                    |                                 |                                    |        |                        |          | X      | X         |
| Assist in cleaning the beaches (City & County)  |           | X        | X         | X          |        |                    |                                 |                                    |        |                        |          | X      | X         |
| Assist in the set up for American Cancer Society's Relay-for-Life   |           | X        | X         | X          |        |                    |                                 |                                    |        |                        |          | X      | X         |
| Assist in the set up for the Indian powwow  |           |          | X         | X          |        |                    |                                 |                                    |        |                        |          | X      |           |
| Assist in building the stage for the Merrie Monarch Festival (Hawaii)   |           |          | X         | X          |        |                    |                                 |                                    |        |                        |          |        |           |
| Assist in the general maintenance at Panaewa Zoo (Hawaii)   |           |          | X         | X          | X      |                    |                                 |                                    |        |                        |          | X      |           |
| Assist in the general maintenance of Waianae/Waipahu Intermediate School & High School  |           |          |           |            |        |                    |                                 |                                    |        |                        |          | X      |           |
| Assist in the general maintenance of Mililani High School   |           |          |           |            |        |                    |                                 |                                    |        |                        |          | X      |           |
| Assist in the general maintenance of Kapolei High School  |           |          |           |            |        |                    |                                 |                                    |        |                        |          | X      |           |
| Assist in the general maintenance of Kipapa Elementary  |           |          |           |            |        |                    |                                 |                                    |        |                        |          | X      |           |
| Assist in the general maintenance of Mililani Library   |           |          |           |            |        |                    |                                 |                                    |        |                        |          | X      |           |
| Assist in the general maintenance of Department of Health's (DOH's) Waiamano Home building  |           |          |           |            |        |                    |                                 |                                    |        |                        |          | X      |           |
| Assist in the general maintenance of the Hawaii Plantation Village  |           |          |           |            |        |                    |                                 |                                    |        |                        |          | X      |           |
| Assist in the general maintenance of the Mililani Cemetery  |           |          |           |            |        |                    |                                 |                                    |        |                        |          | X      |           |
| Assist in the general maintenance of the Makiki Cemetery  |           |          |           |            |        |                    |                                 |                                    |        |                        |          | X      |           |
| Assist in the general maintenance of the Puu Kamalii Cemeteries   |           |          |           |            |        |                    |                                 |                                    |        |                        |          | X      |           |

# ATTACHMENT B

## REPORT TO THE LEGISLATURE—2019-2020 Performance Indicators

| Department of Public Safety (PSD) Inventory of Reentry Services to Offenders  |           |          |           |            |                    |                                 |                                    |                 |        |                        |          |        |           |
|---|-----------|----------|-----------|------------|--------------------|---------------------------------|------------------------------------|-----------------|--------|------------------------|----------|--------|-----------|
| SERVICES<br>(I.E. PROGRAMS, TRAINING, &<br>TREATMENT)   | KAUAI     | MAUI     | HAWAII    |            | MAINLAND<br>BRANCH | HAWAII<br>PAROLING<br>AUTHORITY | FEDERAL<br>BUREAU<br>OF<br>PRISONS | OAHU            |        |                        |          |        |           |
|   | Kauai CCC | Maui CCC | Hale Nani | Hawaii CCC | Kuhani             | AZSC                            | HPA                                | FDC<br>Honolulu | Halawa | Launaka &<br>Module 20 | Oahu CCC | Waiawa | Women CCC |
| Assist in the general maintenance of the Heega Wetlands   |           |          |           |            |                    |                                 |                                    |                 |        |                        |          | X      |           |
| Assist in the general maintenance of the City and County Refuse Division  |           |          |           |            |                    |                                 |                                    |                 |        |                        |          | X      |           |
| Assist in the general maintenance of the Waianae Waste Water Treatment Plant  |           |          |           |            |                    |                                 |                                    |                 |        |                        |          | X      |           |
| Assist in the general maintenance for the PSD's Training & Staff Development (TSD) building and Physical Agility Test (PAT) area  |           |          |           |            |                    |                                 |                                    |                 |        |                        |          | X      |           |
| Assist in the landscaping of the Honolulu Zoo   |           |          |           |            |                    |                                 |                                    |                 |        |                        |          |        | X         |
| Assist in the restoration and maintenance of the Waikalualoko Fish Pond   |           |          |           |            |                    |                                 |                                    |                 |        |                        |          |        | X         |
| Assist in the restoration and maintenance of the Kawainui Marsh   |           |          |           |            |                    |                                 |                                    |                 |        |                        |          |        | X         |
| Assist in the general maintenance of the Kaneohe National Cemetery  |           |          |           |            |                    |                                 |                                    |                 |        |                        |          |        | X         |
| Assist in the general maintenance of the Lanikai Beach  |           |          |           |            |                    |                                 |                                    |                 |        |                        |          |        | X         |
| Assist in the general maintenance of churches (i.e. Lihue Christian Church, Aloha Church, Latter Day Saints,  | X         |          |           |            |                    |                                 |                                    |                 |        |                        |          |        |           |
| Immaculate Conception Church, and Kapaa Buddhist Association)   |           |          |           |            |                    |                                 |                                    |                 |        |                        |          |        |           |
| Assist in the general maintenance of schools (i.e. Kapaa, Waimea, & Kauai High School, Wilcox School, and Kapaa Middle School)  | X         |          |           |            |                    |                                 |                                    |                 |        |                        |          |        |           |
| Assist in the general maintenance of nonprofit organizations (i.e. Easter Seals, Anahola Community Association, Lihue Veteran's Center, ARC, and Special Olympics)  | X         |          |           |            |                    |                                 |                                    |                 |        |                        |          |        |           |
| Assist in landscaping at various parks  |           | X        | X         |            |                    |                                 |                                    |                 |        |                        |          |        | X         |
| Assist in clearing ditches  |           | X        |           |            |                    |                                 |                                    |                 |        |                        |          |        | X         |
| Assist in painting county park restrooms  |           | X        |           |            |                    |                                 |                                    |                 |        |                        |          |        |           |
| Community Service Worklines   | X         | X        |           |            | X                  |                                 |                                    |                 | X      |                        | X        |        | X         |
| CULTURAL AWARENESS  |           |          |           |            |                    |                                 |                                    |                 |        |                        |          |        |           |
| Haku Moololelo- A read aloud/creative writing program designed to help participants write their own children's stories or fairy tales that are published as books.  |           |          |           |            |                    |                                 |                                    |                 |        |                        |          |        | X         |
| Hina Mauka (description see pg. 1)  |           |          |           |            |                    |                                 |                                    |                 |        |                        | X        |        | X*        |
| *Ke Alaui at WCCC (description see pg. 1)   |           |          |           |            |                    |                                 |                                    |                 |        |                        |          |        |           |
| Introduction to Ho'oponopono [Hawaii Community College (HCC)]- An experiential course that focuses on counseling and resolving conflict among families, individuals, and other groups using Hawaiian cultural methods of Ho'oponopono (family) and Ho'oku'u Ke Hewa (individuals and groups). |           |          |           | X          | X                  |                                 |                                    |                 |        |                        |          |        |           |
| Ke Ala Hou- A Reentry program to prepare inmates for successful transition back into community living   |           |          |           | X          | X                  |                                 |                                    |                 |        |                        |          |        |           |
| Ku Kanaka- A course that allows the participants to explore and examine life through the lens of our kupuna   |           |          |           |            |                    |                                 |                                    |                 | X      | X                      | X        |        |           |
| (elders/ancestors), our Makua (parents) our qhana (family), and our aina (land); participants learn how to evoke these understandings to guide the course of their future.  |           |          |           |            |                    |                                 |                                    |                 |        |                        |          |        |           |
| Makahiki Services- Native Hawaiian Religious Ceremony   |           |          |           |            |                    | X                               |                                    |                 | X      | X                      |          | X      |           |
| Pacific Outreach Center (hula)  |           |          |           |            |                    |                                 |                                    |                 |        |                        |          |        | X         |
| PSD Recreational Division   |           |          |           |            |                    |                                 |                                    |                 |        |                        |          |        | X         |
| Ukulele   |           |          |           |            |                    |                                 |                                    |                 |        |                        |          |        | X         |



# ATTACHMENT B

## REPORT TO THE LEGISLATURE—2019-2020 Performance Indicators

| Department of Public Safety (PSD) Inventory of Reentry Services to Offenders   |           |          |           |            |        |                    |                                 |                                    |        |                        |          |        |           |
|--|-----------|----------|-----------|------------|--------|--------------------|---------------------------------|------------------------------------|--------|------------------------|----------|--------|-----------|
| SERVICES<br>(I.E. PROGRAMS, TRAINING, &<br>TREATMENT)  | KAUAI     | MAUI     | HAWAII    |            |        | MAINLAND<br>BRANCH | HAWAII<br>PAROLING<br>AUTHORITY | FEDERAL<br>BUREAU<br>OF<br>PRISONS | OAHU   |                        |          |        |           |
|  | Kauai CCC | Maui CCC | Hale Nani | Hawaii CCC | Kulani | AZSC               | HPA                             | FDC<br>Honolulu                    | Halawa | Laumaka &<br>Module 20 | Oahu CCC | Waiawa | Women CCC |
| DENTAL SERVICES  |           |          |           |            |        |                    |                                 |                                    |        |                        |          |        |           |
| Dental Care and Repair   | X         | X        |           | X          | X      | X                  |                                 | X                                  | X      | X                      | X        | X      | X         |
| DOMESTIC VIOLENCE  |           |          |           |            |        |                    |                                 |                                    |        |                        |          |        |           |
| Domestic Violence Action Center (Ho'oiikaika)  |           |          |           |            |        |                    |                                 |                                    |        |                        |          |        | X         |
| Hina Mauka (see pg. 1 for description)   |           |          |           |            |        |                    |                                 |                                    |        |                        |          |        | X*        |
| *Ke Alaui at WCCC (see pg. 1 for description)  |           |          |           |            |        |                    |                                 |                                    |        |                        |          |        |           |
| Ke Ala Pono  |           |          | X         |            | X      |                    |                                 |                                    |        |                        |          |        |           |
| TLR (see pg. 3 for description)  |           |          |           |            |        |                    |                                 |                                    |        |                        |          |        | X         |
| YWCA USA, Inc. (YWCA)  | X         |          | X         |            |        |                    |                                 |                                    |        |                        |          |        |           |
| EDUCATION  |           |          |           |            |        |                    |                                 |                                    |        |                        |          |        |           |
| Volunteers   | X         |          | X         | X          |        | X                  |                                 | X                                  | X      |                        | X        | X      | X         |
| Literacy or Adult Basic Education (ABE)  |           |          |           |            |        |                    |                                 |                                    |        |                        |          |        |           |
| Adult Basic Education (up to 15 students) (45-60 hrs.)<br>(w/Post-TABE)<br>Non-degree programs that offer training for adults.<br>Program may prepare participants to take high school<br>equivalency (HSE) test, such as GED or HiSET, helps them<br>strengthen their skills or levels in reading, writing, and math<br>or provide them with important life skills. | X         | X        | X         | X          | X      | X                  |                                 |                                    | X      |                        | X        | X      | X         |
| English as Second Language/E.L.L. (max 15 students)<br>(45-60 hrs) (w/post-TABE)<br>This class assists students who are non-English speakers to<br>learn English words, build vocabulary, and acquire the skills<br>in reading and understanding simple English language texts.  |           |          |           |            | X      |                    |                                 |                                    | X      |                        |          | X      |           |
| Mathematics  | X         | X        | X         | X          | X      | X                  |                                 | X                                  | X      |                        | X        | X      | X         |
| Reading  | X         | X        | X         | X          | X      | X                  |                                 | X                                  | X      |                        | X        | X      | X         |
| Science  |           |          |           | X          | X      | X                  |                                 | X                                  | X      |                        | X        | X      | X         |
| Social Studies   |           |          |           | X          | X      | X                  |                                 | X                                  | X      |                        | X        | X      | X         |
| Writing  | X         | X        | X         | X          | X      |                    |                                 |                                    | X      |                        | X        | X      | X         |
| General Education Diploma (GED) Preparation  |           |          |           |            |        |                    |                                 |                                    |        |                        |          |        |           |
| GED/HiSET Academy (max 15 students) (45-60 hrs)<br>(w/post-TABE)<br>Computer web-based program used to supplement the<br>academic knowledge of students preparing for the<br>GED or HiSET and who are enrolled in GED.   | X         | X        | X         | X          | X      | X                  |                                 |                                    | X      | X                      | X        | X      | X         |
| Math   | X         |          |           | X          | X      | X                  | X                               | X                                  | X      |                        |          | X      | X         |
| Language Arts Through Writing  | X         |          |           | X          | X      | X                  | X                               | X                                  | X      |                        |          | X      | X         |
| Science  | X         |          |           | X          | X      | X                  | X                               | X                                  | X      |                        |          | X      | X         |
| Social Science   | X         |          |           | X          | X      | X                  | X                               | X                                  | X      |                        |          | X      | X         |
| High School Equivalency Test (HiSET) Preparation   |           |          |           |            |        |                    |                                 |                                    |        |                        |          |        |           |
| English as a Second Language (ESL) Program   |           |          |           |            |        |                    |                                 | X                                  |        |                        |          |        | X         |
| Math   | X         | X        |           | X          |        |                    | X                               |                                    |        |                        |          | X      |           |
| Reading  | X         | X        |           | X          |        |                    |                                 |                                    |        |                        |          | X      |           |
| Science  | X         | X        |           | X          |        |                    |                                 |                                    |        |                        |          | X      |           |
| Social Studies   | X         | X        |           | X          |        |                    |                                 |                                    |        |                        |          | X      |           |
| Writing  | X         | X        |           | X          |        |                    |                                 |                                    |        |                        |          | X      |           |

# ATTACHMENT B

## REPORT TO THE LEGISLATURE—2019-2020 Performance Indicators

| Department of Public Safety (PSD) Inventory of Reentry Services to Offenders   |           |          |           |            |                    |                                 |                                    |                 |        |                        |                    |
|--|-----------|----------|-----------|------------|--------------------|---------------------------------|------------------------------------|-----------------|--------|------------------------|--------------------|
| SERVICES<br>(I.E. PROGRAMS, TRAINING, &<br>TREATMENT)  | KAUAI     | MAUI     | HAWAII    |            | MAINLAND<br>BRANCH | HAWAII<br>PAROLING<br>AUTHORITY | FEDERAL<br>BUREAU<br>OF<br>PRISONS | OAHU            |        |                        |                    |
|  | Kauai CCC | Maui CCC | Hale Nani | Hawaii CCC | Kulani             | AZSC                            | HPA                                | FDC<br>Honolulu | Halawa | Laumaka &<br>Module 20 | Oahu CCC<br>Waiawa |
| <b>Career and Technical Education</b>  |           |          |           |            |                    |                                 |                                    |                 |        |                        |                    |
| Aerial Lift  |           |          |           |            | X                  |                                 |                                    |                 |        |                        |                    |
| Automotive Basics (Intro) (max 10 students) (60hrs)<br>Provide students with the classroom instruction and basic principles on automobile maintenance, troubleshooting and repair work. Emphasis on safety, preventive maintenance and the use of basic tools and computer diagnostic equipment for simple repairs and troubleshooting will be covered. Students will also participate in "hands on" skills projects to help them master the basics of maintenance, troubleshooting and basic repair work as outlined in the course. |           |          |           |            | X                  |                                 |                                    |                 |        |                        |                    |
| Carpentry (662 hours) (20 students)<br>An NCCER curriculum that teaches trainee to construct, erect, install, and repair.  |           |          |           |            | X                  |                                 |                                    |                 |        |                        |                    |
| Computer Basics (30 hrs) (max 12 students)<br>This program is designed to familiarize students with computers, applications and hardware. Participants will learn fundamental concepts of computer hardware and software and become familiar with a variety of computer applications, including word processing, spreadsheets, and multi-media presentations. Coursework will also include activities that explore social and ethical issues related to computers.   |           |          |           |            | X                  |                                 |                                    |                 |        |                        |                    |
| Construction Math (662 hours) (20 students)<br>This course aims to help participants understand the fundamentals of math as they are applied to the construction industry.   |           |          |           |            | X                  |                                 |                                    |                 |        |                        |                    |
| Construction Trades (270 hrs—90hrs X 3 modules) (max 12 students)<br>The program is divided in 3 modules: Construction, Plumbing, and Electrical. A certificate is issued upon successful completion of each module.   |           |          |           |            | X                  |                                 |                                    |                 |        |                        |                    |
| Core Curriculum (662 hours) (20 students)<br>It is a prerequisite to all (NCCER) National Center for Construction Education and Research's Level I curricula and covers topics such as safety, introduction to hand and power tools, employability skills, and more.   |           |          |           |            | X                  |                                 |                                    |                 |        |                        |                    |
| Culinary Arts Program (180 hours) (max 14 students)<br>This program provides a quality education in culinary arts that covers four modules: Introduction to Culinary Industry, Safety and Sanitation, Fundamentals of Cookery, and Intermediate Cookery. It is a college-credited program in partnership with Kapiolani Community College.   |           |          |           |            |                    |                                 |                                    |                 |        |                        | X                  |
| Culinary Arts Training (52 hours) (max 15 students)<br>Prep Chef Culinary Arts training course.  |           | X        |           |            |                    |                                 |                                    |                 |        |                        |                    |
| Diesel Mechanic (Intro) (60 hrs) (max 10 students)<br>Familiarize students with the Compression Ignition System and turbo charges.   |           |          |           |            | X                  |                                 |                                    |                 |        |                        |                    |
| Electrical (18-60hrs) (max 15 students)<br>An NCCER certified beginning electrical program.  |           |          |           |            | X                  |                                 |                                    |                 |        |                        |                    |
| Facilities Maintenance/Intro. to Green Builds  |           |          |           |            | X                  |                                 |                                    |                 |        |                        |                    |
| Food Safety and Sanitation (16hrs to complete)<br>4.5 hrs/wk x 3 wks (max 15 students)<br>This 16-hour course teaches the participants the concepts and proper practices required for job success in the food service industry. Participants who complete the course and pass the test will earn ServSafe certification.   |           | X        |           |            | X                  |                                 |                                    |                 | X      |                        | X                  |

# ATTACHMENT B

## REPORT TO THE LEGISLATURE—2019-2020 Performance Indicators

| Department of Public Safety (PSD) Inventory of Reentry Services to Offenders   |           |          |           |            |                    |                                 |                                    |                 |        |                        |          |        |           |
|--|-----------|----------|-----------|------------|--------------------|---------------------------------|------------------------------------|-----------------|--------|------------------------|----------|--------|-----------|
| SERVICES<br>(I.E. PROGRAMS, TRAINING, &<br>TREATMENT)  | KAUAI     | MAUI     | HAWAII    |            | MAINLAND<br>BRANCH | HAWAII<br>PAROLING<br>AUTHORITY | FEDERAL<br>BUREAU<br>OF<br>PRISONS | OAHU            |        |                        |          |        |           |
|  | Kauai CCC | Maui CCC | Hale Nani | Hawaii CCC | Kulani             | AZSC                            | HPA                                | FDC<br>Honolulu | Halawa | Laumaka &<br>Module 20 | Oahu CCC | Waiawa | Women CCC |
| Forklift Operator Training (2-4/hr) (max 15 students)<br>Certificate issued upon successful completion of course.  |           |          |           |            |                    |                                 |                                    |                 | X      |                        | X        | X      |           |
| Fundamentals IT (30 hrs) (max 12 students)<br>This program familiarizes students with basic IT literacy, hardware, software, networking, and security applications.  |           |          |           |            | X                  |                                 |                                    |                 |        |                        |          |        |           |
| Good Agricultural Practices  |           |          |           |            | X                  |                                 |                                    |                 |        |                        |          |        |           |
| Graphic Designs, INTRO TO (30 hrs) (max 12 students)<br>Integration of art and technology to communicate ideas and information for a wide range of visual communication needs such as: marketing, advertising, etc.  |           |          |           |            | X                  |                                 |                                    |                 |        |                        |          |        |           |
| Greenhouse Construction  |           |          |           |            | X                  |                                 |                                    |                 |        |                        |          |        |           |
| Introduction to Diesel Mechanic  |           |          |           |            | X                  |                                 |                                    |                 |        |                        |          |        |           |
| Key Train (30-60 hrs) (up to 15 students)<br>A package of interactive training courses that help build individual and organization success through workplace skills development.   |           |          |           |            | X                  |                                 |                                    |                 |        |                        | X        |        |           |
| Keyboarding (30-60 hrs) (up to 15 students)<br>A computer-based course designed to help inmates develop speed and accuracy by learning the touch operations of alphanumeric/keyboard character (entry-level/non-supervisory) positions in the hospitality industry.  |           |          |           |            | X                  |                                 |                                    |                 |        |                        |          |        |           |
| Office Worker Business Applications (40 hrs) (up to 15 students)<br>This program is designed to prepare students interested in entering careers in the business environment. It provides instruction, hands-on training and exercises to reinforce and apply their computer skills, using Microsoft Office 2016 suite. This course also prepares the foundation for students who are interested in eventually talking certification exam for Microsoft Office. |           |          |           |            |                    |                                 |                                    |                 | X      |                        |          | X      | X         |
| Plumbing (72 hrs) (max 15 students)<br>An NCCER certified course that introduces the inmates to the plumbing profession. It teaches them the common activities like: how to unclog a drain or to install an appliance. In addition, they are taught how to install, maintain, and repair many different types of pipe system.  |           |          |           |            |                    | X                               |                                    |                 |        |                        |          |        |           |
| Poultry 1- Egg Production for Small Farms<br>This program will go over basics of poultry and egg production.   |           |          |           |            | X                  |                                 |                                    |                 |        |                        |          |        |           |
| Small Engine Repair (60 hrs) (max 10 students)<br>Provides instruction and hands on training in small engine repair and maintenance. Eight modules cover Magnetron Ignition System and Servicing, Breaker Point, Carburetor and Servicing Fuel System, Engine Compression, Governor Adjustment and Repair, Lubrication, Troubleshooting and Operation and Maintenance.   |           |          |           |            | X                  |                                 |                                    |                 |        |                        |          |        |           |
| Success in the Workplace (max 15 students) (48hrs)<br>A job readiness and life skills training program that prepares the participants to seek job or obtain employment, keep their jobs once they are hired, improve their organizational, decision making, and other skills.  |           |          |           |            |                    |                                 |                                    |                 | X      |                        |          | X      | X         |

# ATTACHMENT B

## REPORT TO THE LEGISLATURE—2019-2020 Performance Indicators

| Department of Public Safety (PSD) Inventory of Reentry Services to Offenders   |           |          |           |            |                    |                                 |                                    |                 |        |                        |          |        |           |
|--|-----------|----------|-----------|------------|--------------------|---------------------------------|------------------------------------|-----------------|--------|------------------------|----------|--------|-----------|
| SERVICES<br>(I.E. PROGRAMS, TRAINING, &<br>TREATMENT)  | KAUAI     | MAUI     | HAWAII    |            | MAINLAND<br>BRANCH | HAWAII<br>PAROLING<br>AUTHORITY | FEDERAL<br>BUREAU<br>OF<br>PRISONS | OAHU            |        |                        |          |        |           |
|  | Kauai CCC | Maui CCC | Hale Nani | Hawaii CCC | Kuhani             | AZSC                            | HPA                                | FDC<br>Honolulu | Halawa | Launaka &<br>Module 20 | Oahu CCC | Waiawa | Women CCC |
| Sustainable Food Production- HCC   |           |          |           |            | X                  |                                 |                                    |                 |        |                        |          |        |           |
| Welding Technology, Introduction to (80-120 hrs.)<br>(max 10 students per cohort)<br>Upon successful completion, the participants should be able to perform fundamental welding with the following welding processes: Oxy Fuel Cutting, Shielded Metal Arc Welding Flux Core Arc Welding. All welds will be tested according to industry standards. The training will provide the participants an opportunity to enter the construction industry as an entry-level welder. |           |          |           |            | X                  |                                 |                                    |                 |        |                        |          | X      |           |
| Post-Secondary Education   |           |          |           |            |                    |                                 |                                    |                 |        |                        |          |        |           |
| College Guidance and Tracking (max 25 students)<br>(no set hours for completion)<br>Overview of the process of pursuing college education.   |           |          |           |            |                    | X                               |                                    |                 |        |                        |          |        |           |
| College Skills 103 (max 15 students) (48 hrs)<br>Topics include career planning, study skills, stress management, tutoring, group guidance, and other subjects to facilitate student success.  |           |          |           |            |                    |                                 |                                    |                 |        |                        |          |        | X         |
| Community Health Worker 140 (max 15 students) (48 hrs)<br>Learn to help individuals, families, groups, and communities develop their capacity and access to resources, including health insurance, food, housing, quality care and health information.   |           |          |           |            |                    |                                 |                                    |                 |        |                        |          |        | X         |
| Correspondence Classes<br>*Rio Salado Community College  |           |          |           |            |                    | X*                              |                                    | X               |        |                        |          |        |           |
| Culinary Arts- Kapiolani Community College   |           |          |           |            |                    |                                 |                                    |                 |        |                        |          |        | X         |
| English 100 (max 15 students) (48 hrs)<br>Basic writing, processes and strategies needed for higher level writing courses.   |           |          |           |            | X                  |                                 |                                    |                 |        |                        |          |        |           |
| Great Courses Independent Study (Self-paced. Minimum 30hrs. No maximum) (8-10 students)<br>A series of college-level audio and video courses offered for enrichment purposes.  |           |          |           |            |                    |                                 |                                    |                 | X      |                        |          |        |           |
| Introduction to Ho'oponopono (max 15 students) (48 hrs)<br>Hawaiian culture class focused on forgiving others to whom we are connected.  |           |          |           |            | X                  |                                 |                                    |                 |        |                        |          |        |           |
| Introduction to Philosophy (max 15 students) (48 hrs)<br>Students discuss the way they look at the world, the universe, and at society.  |           |          |           |            | X                  |                                 |                                    |                 |        |                        |          |        |           |
| Liberal Arts (Windward Community College) - Hula O'lapa, College Skills, Slack Key, Psychology, and Sociology  |           |          |           |            |                    |                                 |                                    |                 |        |                        |          |        | X         |
| Plato Career Skill Building (Self-paced. Minimum 30hrs. No maximum) (max 15 students)<br>This course uses an easy-to-use web-based system to help improve basic workplace skills in Language, Math, Reading and Writing. It also includes a library of courses related to higher level education (i.e. Psychology, Sociology), career fields of interest (i.e., Culinary Arts, Tourism and Hospitality), and general well-being (i.e., Nutrition and Wellness, Parenting). |           |          |           |            | X                  |                                 |                                    |                 | X      |                        |          | X      |           |
| Psychology 100 (max 15 students) (48 hrs)<br>Students learn and discuss the scientific understanding of behavior and experience.   |           |          |           |            |                    |                                 |                                    |                 |        |                        |          |        | X         |
| Sociology 218/251 (max 15 students) (48 hrs)<br>Students learn the sociological study of society. Focus is on the systematic understanding of social interaction, social organization, social institutions, and social change.   |           |          |           |            |                    |                                 |                                    |                 |        |                        |          |        | X         |
| Sustainable Crop Production & Good Agriculture Practices (GAP) (100 hrs) (max 10 students)<br>This program provides participants with basic knowledge that can lead to employment in the agriculture field.  |           |          |           |            | X                  |                                 |                                    |                 |        |                        |          |        |           |



# ATTACHMENT B

## REPORT TO THE LEGISLATURE—2019-2020 Performance Indicators

| Department of Public Safety (PSD) Inventory of Reentry Services to Offenders  |           |          |           |            |                    |                                 |                                    |                 |        |                        |          |        |           |
|---|-----------|----------|-----------|------------|--------------------|---------------------------------|------------------------------------|-----------------|--------|------------------------|----------|--------|-----------|
| SERVICES<br>(I.E. PROGRAMS, TRAINING, &<br>TREATMENT)   | KAUAI     | MAUI     | HAWAII    |            | MAINLAND<br>BRANCH | HAWAII<br>PAROLING<br>AUTHORITY | FEDERAL<br>BUREAU<br>OF<br>PRISONS | OAHU            |        |                        |          |        |           |
|   | Kauai CCC | Maui CCC | Hale Nani | Hawaii CCC | Kulani             | AZSC                            | HPA                                | FDC<br>Honolulu | Halawa | Launaka &<br>Module 20 | Oahu CCC | Waiawa | Women CCC |
| Wellness, Parenting). Participants choose the subject area they would like to study.  |           |          |           |            |                    |                                 |                                    |                 |        |                        |          |        |           |
| Self-Development/Self Improvement/Life Skills   |           |          |           |            |                    |                                 |                                    |                 |        |                        |          |        |           |
| Financial Literacy  |           |          |           |            | X                  |                                 |                                    | X               | X      |                        |          |        | X*        |
| *Independent Study (computer-based)   |           |          |           |            |                    |                                 |                                    |                 |        |                        |          |        |           |
| Flower Arranging  |           |          |           |            |                    |                                 |                                    |                 |        |                        |          |        | X         |
| Haku Mo'Olelo (max 15 students) (30-60hrs)<br>This pilot program is to create a read aloud/creative writing program. It is designed to help participants write their own children's stories or fairy tales.   |           |          |           |            |                    |                                 |                                    |                 |        |                        |          |        | X         |
| Independent Studies (Self-paced. Minimum 30hrs. No maximum) (max 15 students)<br>Using the Great Courses – a series of college level courses & lectures of DVD, the students work individually for enrichment purposes. Courses include Algebra, Calculus Made Clear, Analysis and Critiques: How to Engage and Write about anything, The Neuroscience of Everyday Life, Understanding the World's Greatest Structures, and the Unfinished Nation (American History). |           |          |           |            |                    |                                 |                                    |                 | X      |                        |          |        |           |
| Literacy  |           |          |           |            |                    |                                 |                                    | X               |        |                        |          |        |           |
| Practical Money Skills for Life (15-30 hrs) (max 15 students)<br>This workshop is designed to teach the art of budgeting, living on your own, buying a home, credit and credit cards, cars and loans, consumer awareness, saving and investing, getting out of financial trouble and consumer privacy.  |           |          |           |            |                    |                                 |                                    |                 | X      |                        |          |        |           |
| Prison Rape Elimination Act (PREA) Seminar (2-6 hrs) (max 15 students)  |           |          |           | X          |                    |                                 |                                    |                 |        |                        |          |        |           |
| Read to Me (max 15 students) (30-60hrs)   | X         |          |           |            |                    |                                 |                                    |                 |        |                        |          |        | X         |
| Toastmasters (max 15 students) (30-60hrs)   |           | X        |           |            |                    | X                               |                                    |                 | X      |                        |          | X      | X         |
| Try Think   |           |          |           |            |                    |                                 |                                    |                 | X      |                        |          |        | X         |
| Victim Impact (max 15 students) (30-60hrs)<br>This program helps participants to learn about the impacts of crime on victims.   |           |          |           | X          |                    |                                 |                                    | X               |        |                        |          |        |           |
| Self-Development - Cognitive Skills   |           |          |           |            |                    |                                 |                                    |                 |        |                        |          |        |           |
| Anger Management (max 15 students) (30-60hrs)   |           |          |           | X          |                    | X                               |                                    | X               |        |                        |          |        |           |
| Cognitive Behavioral Therapy (CBT) – Cognitive Skills   | X         |          |           |            |                    | X                               |                                    | X               | X      |                        | X        |        |           |
| Lifestyles  |           |          |           |            |                    |                                 |                                    |                 | X      |                        | X        | X      | X         |
| Men in Transition (max 15 students) (30-60hrs)<br>Similar to the current Evolve program.  |           |          |           |            |                    |                                 |                                    |                 |        |                        | X        |        |           |
| Thinking for A Change (24-60 hrs) (max 15 students)<br>A program based on research demonstrating that antisocial thoughts and cognitive deficits are causally related to criminal behavior. It targets these antisocial thoughts and skill deficits by using a behavioral approach that includes modeling, rehearsing and rewarding.  |           |          |           | X          |                    |                                 |                                    | X               |        |                        |          |        | X         |
| Transformation (max 15 students) (30-60hrs)<br>A program based on research demonstrating that antisocial thoughts and cognitive deficits are causally related to criminal behavior. It targets these antisocial thoughts and skill deficits by using a behavioral approach that includes modeling, rehearsing and rewarding.  |           |          |           |            |                    |                                 |                                    |                 | X      |                        |          |        |           |
| Women in Transition (max 15 students) (30-60hrs)  |           |          |           |            |                    |                                 |                                    |                 |        |                        |          |        | X         |
| Self-Development – Culture  |           |          |           |            |                    |                                 |                                    |                 |        |                        |          |        |           |
| Hawaiian Guitar (Contemporary), beginner (max 10 students) (30hrs)  |           |          |           |            | X                  |                                 |                                    |                 |        |                        |          |        |           |
| Hawaiian Guitar (Contemporary), intermediate (max 10 students) (30hrs)  |           |          |           |            | X                  |                                 |                                    |                 |        |                        |          |        |           |
| Introduction to Ho'oponopono at Hawaii Community College (description see pg. 5)  |           |          |           | X          | X                  |                                 |                                    |                 |        |                        |          |        |           |
| Ukulele   |           |          |           |            |                    |                                 |                                    | X               |        |                        |          |        | X         |



# ATTACHMENT B

## REPORT TO THE LEGISLATURE—2019-2020 Performance Indicators

| Department of Public Safety (PSD) Inventory of Reentry Services to Offenders   |           |          |           |            |                    |                                 |                                    |                 |        |                        |          |        |           |
|--|-----------|----------|-----------|------------|--------------------|---------------------------------|------------------------------------|-----------------|--------|------------------------|----------|--------|-----------|
| SERVICES<br>(I.E. PROGRAMS, TRAINING, &<br>TREATMENT)  | KAUAI     | MAUI     | HAWAII    |            | MAINLAND<br>BRANCH | HAWAII<br>PAROLING<br>AUTHORITY | FEDERAL<br>BUREAU<br>OF<br>PRISONS | OAHU            |        |                        |          |        |           |
|  | Kauai CCC | Maui CCC | Hale Nani | Hawaii CCC | Kulani             | AZSC                            | HPA                                | FDC<br>Honolulu | Halawa | Laumaka &<br>Module 20 | Oahu CCC | Waiawa | Women CCC |
| <b>Self-Development – Languages</b>  |           |          |           |            |                    |                                 |                                    |                 |        |                        |          |        |           |
| • Chinese (web-based) (self-paced. Minimum 30hrs. No maximum) (max 15 students)  |           |          |           |            | X                  |                                 |                                    | X               |        |                        |          |        |           |
| • Hawaiian (web-based) (self-paced. Minimum 30hrs. No maximum) (max 15 students)   |           |          |           |            | X                  | X                               |                                    | X               |        |                        |          |        |           |
| • Japanese (web-based) (self-paced. Minimum 30hrs. No maximum) (max 15 students)   |           |          |           |            | X                  |                                 |                                    | X               | X      |                        |          |        |           |
| • Samoan (web-based) (self-paced. Minimum 30hrs. No maximum) (max 15 students)   |           |          |           |            | X                  |                                 |                                    |                 |        |                        |          |        |           |
| • Spanish (web-based) (self-paced. Minimum 30hrs. No maximum) (max 15 students)  |           |          |           |            | X                  |                                 |                                    | X               |        |                        |          |        |           |
| <b>Self-Development - Health Management</b>  |           |          |           |            |                    |                                 |                                    |                 |        |                        |          |        |           |
| Nutrition & Wellness   |           |          |           |            |                    |                                 |                                    | X               |        |                        |          |        |           |
| <del>Sexual Health</del> Program (max 15 students)<br>This is a health education program that specifically discusses sexually transmitted diseases.  |           | X        |           |            |                    |                                 |                                    |                 |        |                        |          |        |           |
| Yoga (up to 15 students)<br>A class designed to improve circulation and stimulate abdominal organs through breathing techniques and physical poses. It helps participants develop body awareness, focus, and relief of everyday stress.  |           |          |           |            |                    |                                 |                                    | X               | X      |                        | X        | X      |           |
| <b>Self-Development - Parenting</b>  |           |          |           |            |                    |                                 |                                    |                 |        |                        |          |        |           |
| <del>FatherRead</del> (max15 students) (30-60hrs)<br>This program pairs idea-rich literature with focused discussions and activities to encourage participants to re-imagine, re-define, and re-connect with their roles as parent.  |           |          |           |            |                    |                                 |                                    |                 | X      |                        |          | X      |           |
| <del>Hoomakua: Inside Out Dad Lifeskills</del>   |           |          | X         | X          | X                  |                                 |                                    |                 | X      |                        | X        |        |           |
| Ku Kanaka (max 15 students) (36 hrs)<br>Students explore and examine life through the lens of our kupuna (elders/ancestors), our makua (parents), our ohana (family), and our aina (land). Through these revelations the participants learn how to evoke these understandings to guide the course of their future.   |           |          |           |            |                    |                                 |                                    |                 | X      |                        | X        |        |           |
| <del>MotherRead</del> (max15 students) (30-60hrs)<br>This program pairs idea-rich literature with focused discussions and activities to encourage participants to re-imagine, re-define, and re-connect with their roles as parent.  |           |          |           |            |                    |                                 |                                    |                 |        |                        |          |        | X         |
| Parenting (max 15 students) (30-60hrs)   |           |          |           | X          |                    |                                 |                                    | X               |        |                        |          |        |           |
| <b>Self-Development - Transition Skills</b>  |           |          |           |            |                    |                                 |                                    |                 |        |                        |          |        |           |
| Career Transition Program (max 15 students) (30-60hrs)<br>The course provides a practical process of researching, preparing, and conducting a job search. It will lead each student through the stages of the career transition process with a finished resume as a result. Finally, an introduction to interviewing and alternative method for obtaining job prospects will round out their instruction.                                |           |          |           |            |                    |                                 |                                    |                 | X      |                        |          |        |           |
| Explorations (48hrs to complete) (max 15 students)<br>This course is designed to prepare participants to enter the workforce with the tools and skills needed to make good work-related decisions and to build successful careers. It aims to provide practical, sound advice that will enable the participants to secure employment and succeed on the job. It is meant to empower students to take control of their long-term careers. |           |          |           |            |                    |                                 |                                    |                 | X      |                        |          | X      | X         |

# ATTACHMENT B

## REPORT TO THE LEGISLATURE—2019-2020 Performance Indicators

| Department of Public Safety (PSD) Inventory of Reentry Services to Offenders   |           |          |           |            |        |                    |                                 |                                    |        |                        |          |        |           |
|--|-----------|----------|-----------|------------|--------|--------------------|---------------------------------|------------------------------------|--------|------------------------|----------|--------|-----------|
| SERVICES<br>(I.E. PROGRAMS, TRAINING, &<br>TREATMENT)  | KAUAI     | MAUI     | HAWAII    |            |        | MAINLAND<br>BRANCH | HAWAII<br>PAROLING<br>AUTHORITY | FEDERAL<br>BUREAU<br>OF<br>PRISONS | OAHU   |                        |          |        |           |
|  | Kauai CCC | Maui CCC | Hale Nani | Hawaii CCC | Kulani | AZSC               | HPA                             | FDC<br>Honolulu                    | Halawa | Laumaka &<br>Module 20 | Oahu CCC | Waiawa | Women CCC |
| Job Readiness (max 15 students) (30-60hrs)<br>This course covers resume preparation – each student will be provided with a completed personalized resume upon completion of the course. Job interview skills will be discussed and practiced and enhanced with various video segments. |           |          |           |            | X      |                    |                                 |                                    |        |                        |          |        |           |
| Life Skills (max 15 students) (30-60hrs)<br>A course that aims in helping participants develop skills for daily living and to transition to independent living.  |           |          |           |            |        | X                  |                                 | X                                  |        |                        |          |        |           |
| Lifestyles (48 hrs) (max 15 students)<br>A 24-class series that focuses on areas such as criminal thinking, pro-social skills, problem-solving and planning for a crime-free life.   |           |          |           |            |        |                    |                                 |                                    | X      |                        |          | X      | X         |
| Transition Skills (Ke Ala Hou)- A reentry program to prepare inmates for successful transition back into community living.   |           |          |           |            | X      |                    |                                 |                                    |        |                        |          |        |           |
| Vocational Education (VocEd)/Worklines   |           |          |           |            |        |                    |                                 |                                    |        |                        |          |        |           |
| Agricultural/Farming/Landscaping Service/Horticulture/ Hydroponics   | X         | X        |           |            | X      |                    |                                 |                                    | X      |                        | X        | X      |           |
| Automotive Mechanics (i.e. training for Mechanic Helper)   | X         |          |           |            | X      |                    |                                 |                                    |        |                        | X        |        |           |
| Carpentry (i.e. repair & build for the facility)   | X         |          | X         |            | X      |                    |                                 |                                    |        |                        | X        | X      |           |
| Computer   | X         |          |           |            |        |                    |                                 |                                    | X      |                        |          | X      |           |
| Construction (i.e. work orders for inmate housing or facility)   | X         |          | X         |            | X      | X                  |                                 |                                    | X      |                        | X        | X      | X         |
| Electrical- training for Electrician Helper (i.e. change light bulbs for the inmate housing and the facility)  | X         |          | X         |            | X      | X                  |                                 |                                    |        |                        | X        | X      | X         |
| Forklift/Warehouse   |           |          |           |            | X      |                    |                                 |                                    | X      |                        | X        | X      | X         |
| Janitorial/Cleaning Service (i.e. clean the inmate housing and the facility)   | X         | X        | X         | X          | X      | X                  |                                 |                                    |        |                        | X        | X      | X         |
| Kitchen/Food Service (i.e. cook inmate & staff meals)  | X         | X        | X         | X          | X      | X                  |                                 |                                    | X      |                        | X        | X      | X         |
| Laundry Service/Housekeeping Service (i.e. inmate laundry)   | X         | X        | X         | X          | X      | X                  |                                 |                                    | X      |                        | X        | X      | X         |
| Masonry (i.e. lay cement foundation for the facility)  | X         |          | X         |            |        | X                  |                                 |                                    | X      |                        | X        | X      | X         |
| Plumbing (i.e. unclog inmate or the facility toilets)  | X         |          | X         |            | X      | X                  |                                 |                                    | X      |                        | X        | X      | X         |
| Roofers (i.e. repair the roofs for the facility)   | X         |          | X         |            |        |                    | X                               |                                    |        | X                      | X        |        |           |
| Unions (i.e. Masons, Carpenters, Machine Operators, and Labor)   |           |          | X         |            |        |                    | X                               |                                    |        | X                      |          | X      | X         |
| U.S Department of Veterans Affairs (VA)  |           |          | X         |            |        |                    | X                               |                                    |        |                        | X        |        |           |
| U.S. Veterans, Inc. (US Vets)  |           |          |           |            |        |                    | X                               |                                    |        |                        |          |        |           |
| Vocational Education (VocEd)/Worklines   |           | X        | X         | X          |        |                    |                                 |                                    |        |                        |          |        |           |
| ELECTRONIC MONITORING  |           |          |           |            |        |                    |                                 |                                    |        |                        |          |        |           |
| At Intake Service Centers (ISC) Statewide<br>*At Furlough Programs   | X         | X        | X         | X          |        |                    |                                 |                                    |        | X                      | X*       |        |           |
| FAMILY REUNIFICATION   |           |          |           |            |        |                    |                                 |                                    |        |                        |          |        |           |
| Ae Ho'opili Hou  |           |          |           | X          |        |                    |                                 |                                    |        |                        |          |        |           |
| Bridge Program   |           |          |           |            |        |                    |                                 |                                    |        | X                      |          |        | X         |
| Family Therapy<br>*purchase of service contract  |           | X        |           |            |        |                    |                                 | X                                  |        |                        |          |        | X*        |

# ATTACHMENT B

## REPORT TO THE LEGISLATURE—2019-2020 Performance Indicators

| Department of Public Safety (PSD) Inventory of Reentry Services to Offenders   |           |          |           |            |        |                    |                                 |                                    |        |                        |          |        |           |
|--|-----------|----------|-----------|------------|--------|--------------------|---------------------------------|------------------------------------|--------|------------------------|----------|--------|-----------|
| SERVICES<br>(I.E. PROGRAMS, TRAINING, &<br>TREATMENT)  | KAUAI     | MAUI     | HAWAII    |            |        | MAINLAND<br>BRANCH | HAWAII<br>PAROLING<br>AUTHORITY | FEDERAL<br>BUREAU<br>OF<br>PRISONS | OAHU   |                        |          |        |           |
|  | Kauai CCC | Maui CCC | Hale Nani | Hawaii CCC | Kulani | AZSC               | HPA                             | FDC<br>Honolulu                    | Halawa | Laumaka &<br>Module 20 | Oahu CCC | Waiawa | Women CCC |
| Father Read  |           |          |           |            |        |                    |                                 |                                    |        |                        |          | X      |           |
| Keiki O Ka 'Āina Family Learning Centers   |           |          |           | X          |        |                    |                                 |                                    |        |                        | X        | X      | X         |
| Literacy   |           |          |           |            |        |                    |                                 | X                                  |        |                        |          |        |           |
| Makua Keiki Program  | X         |          |           |            |        |                    |                                 |                                    |        |                        |          |        |           |
| MEO BEST (Maui Economic Opportunity, Inc.'s Being Empowered and Safe Together Reintegration Program)- Provides support services and training to prepare inmates for their successful return to the community. BEST clients may qualify for the following services: case management, employment training, anger management training, cognitive skills restructuring, pre-employment training, and other supportive services.  |           | X        |           |            |        |                    |                                 |                                    |        |                        |          |        |           |
| Parenting Classes  | X         | X        | X         | X          |        |                    |                                 | X                                  | X      |                        | X        | X      | X         |
| Play & Learn   | X         |          |           |            |        |                    |                                 |                                    | X      |                        |          | X      |           |
| PSD Education  | X         |          | X         |            |        |                    |                                 |                                    |        |                        | X        |        |           |
| PSD Recreation   | X         |          |           |            |        |                    |                                 |                                    |        |                        | X        |        | X         |
| Pū'ā Foundation (Member of Oahu Going Home Consortium)- A non-profit organization that connects resources, develops community resources through organizing, capacity building and training; focus on families affected by trauma and incarceration with special emphasis on women, girls and Native Hawaiian females; The Foundation has been at the forefront of Trauma Informed Care Initiatives in Hawaii providing a range of support focused on "Trauma to Transformation"; bridge communications between government agencies, local and international organizations, non-profit champions, for-profit businesses, faith-based groups, families and individuals in order to create collective impact and achieve solutions; |           |          |           |            |        |                    |                                 |                                    |        |                        |          |        | X         |
| Read-to-Me International (Read Aloud/Read-to-Me)- Incarcerated fathers create a parent lesson/book and reads it to his child; learns reading tones & expressions; promotes literacy and bonding with child.  | X         | X        |           |            |        |                    |                                 | X                                  |        |                        |          | X      | X         |
| Support Groups (i.e. caregivers, mothers, and fathers)   | X         | X        |           |            |        |                    |                                 |                                    |        |                        |          |        | X         |
| Supporting Kids of Incarcerated Parents (SKIP)   | X         |          |           |            |        |                    |                                 |                                    |        |                        |          | X      |           |
| Wellspring Covenant Church   |           |          |           |            |        |                    |                                 |                                    |        |                        |          |        | X         |
| FINANCIAL MANAGEMENT (i.e. teaches budgeting)  |           |          |           |            |        |                    |                                 |                                    |        |                        |          |        |           |
| Alu Like, Inc.   |           |          | X         | X          |        |                    |                                 |                                    |        |                        |          |        |           |
| Budgeting Education Classes  |           |          |           |            |        |                    |                                 | X                                  |        |                        |          |        |           |
| Lifestyles   |           |          |           |            |        |                    |                                 |                                    |        |                        |          | X      | X         |
| MEO BEST   |           | X        |           |            |        |                    |                                 |                                    |        |                        |          |        |           |
| Project Bridge   |           |          |           |            |        |                    |                                 |                                    |        |                        |          |        | X         |
| PSD Case Managers  | X         | X        |           |            |        |                    |                                 |                                    |        |                        | X        | X      |           |
| PSD Education  |           | X        |           |            |        |                    |                                 |                                    |        |                        |          | X      |           |
| FURLOUGH   |           |          |           |            |        |                    |                                 |                                    |        |                        |          |        |           |
| Furlough orientation   | X         | X        | X         |            |        |                    |                                 |                                    |        |                        | X        |        |           |
| Parole orientation (i.e. how to succeed)   | X         | X        |           |            |        |                    |                                 |                                    |        |                        |          |        |           |
| Probation orientation (i.e. how to succeed)  | X         |          |           |            |        |                    |                                 |                                    |        |                        |          |        |           |
| PSD Case Managers- referrals standard at all facilities  | X         | X        | X         | X          | X      |                    |                                 |                                    | X      | X                      | X        | X      | X         |

# ATTACHMENT B

## REPORT TO THE LEGISLATURE—2019-2020 Performance Indicators

| Department of Public Safety (PSD) Inventory of Reentry Services to Offenders  |           |          |           |            |        |                    |                                 |                                    |        |                        |          |        |           |
|---|-----------|----------|-----------|------------|--------|--------------------|---------------------------------|------------------------------------|--------|------------------------|----------|--------|-----------|
| SERVICES<br>(I.E. PROGRAMS, TRAINING, &<br>TREATMENT)   | KAUAI     | MAUI     | HAWAII    |            |        | MAINLAND<br>BRANCH | HAWAII<br>PAROLING<br>AUTHORITY | FEDERAL<br>BUREAU<br>OF<br>PRISONS | OAHU   |                        |          |        |           |
|   | Kauai CCC | Maui CCC | Hale Nani | Hawaii CCC | Kulani | AZSC               | HPA                             | FDC<br>Honolulu                    | Halawa | Laumaka &<br>Module 20 | Oahu CCC | Waiawa | Women CCC |
| HOUSING Restrictions?   |           |          |           |            |        |                    |                                 |                                    |        |                        |          |        |           |
| Access to Recovery  |           |          | X         |            |        |                    |                                 |                                    |        |                        |          | X      |           |
| Aloha House   |           | X        |           |            |        |                    |                                 |                                    |        |                        |          |        |           |
| Faith Against Drugs (FAD)   |           |          | X         | X          |        |                    |                                 |                                    |        |                        |          |        |           |
| First Lap   |           |          |           |            |        |                    | X                               |                                    |        |                        | X        |        |           |
| Gender-based  |           |          | X         |            |        |                    |                                 |                                    |        |                        |          |        | X         |
| Going Home House  |           |          |           |            | X      |                    |                                 |                                    |        |                        |          |        |           |
| Hale Nani Makai (female inmates)  |           |          | X         |            |        |                    |                                 |                                    |        |                        |          |        |           |
| Hale Nani Mauka (male inmates)  |           |          | X         |            | X      |                    |                                 |                                    |        |                        |          |        |           |
| Hawaii County Housing   |           |          | X         |            |        |                    |                                 |                                    |        |                        |          |        |           |
| Hope, Health & Healing  | X         |          |           |            |        |                    |                                 |                                    |        |                        |          |        |           |
| Housing Referrals (HUD/Section 8)<br>*At WCF- only when paroled w/approval from landlord &<br>DHS   | X         | X        |           |            |        |                    | X                               |                                    |        |                        |          | X*     | X         |
| John Dudoit- C/S Housing (5) on Oahu (Westside)   |           |          |           |            |        |                    | X                               |                                    | X      |                        | X        | X      |           |
| Kauai Lifetime Stand (female inmates)   | X         |          |           |            |        |                    |                                 |                                    |        |                        |          |        |           |
| Komohana (male inmates)   |           |          |           | X          |        |                    |                                 |                                    |        |                        |          |        |           |
| Maui Dorms 4, 5, & Multi-purpose (female inmates)   |           | X        |           |            |        |                    |                                 |                                    |        |                        |          |        |           |
| Men of Pa'a   |           |          |           |            | X      |                    |                                 |                                    |        |                        |          |        |           |
| Mercy House (females only)  |           |          |           |            |        |                    |                                 |                                    |        |                        |          |        | X         |
| OSCC/Laumaka (female inmates)   |           |          |           |            |        |                    |                                 |                                    |        | X                      |          |        |           |
| OSCC/Module 20 (female inmates)   |           |          |           |            |        |                    |                                 |                                    |        | X                      |          |        |           |
| Office of Social Ministries' (OSM) Ponahawai House  |           |          | X         | X          |        |                    |                                 |                                    |        |                        |          |        |           |
| Oxford House  |           |          |           |            |        |                    |                                 |                                    | X      |                        |          | X      | X         |
| Po'ailani   |           |          |           |            |        |                    |                                 |                                    |        |                        | X        | X      | X         |
| PSD Case Mangers- make referrals for housing  |           | X        | X         | X          | X      |                    |                                 |                                    | X      | X                      | X        | X      | X         |
| Punahele (male inmates)   |           |          |           | X          |        |                    |                                 |                                    |        |                        |          |        |           |
| Reentry housing (i.e. clean & sober homes) statewide  |           |          | X         | X          |        |                    | X                               |                                    | X      | X                      | X        | X      | X         |
| Reentry housing for Veterans  |           |          |           |            |        |                    | X                               |                                    |        |                        | X        |        |           |
| Salvation Army  |           |          |           |            |        |                    | X                               |                                    |        |                        | X        |        | X         |
| Serenity House  |           | X        |           |            |        |                    |                                 |                                    |        |                        |          |        |           |
| Transitional Housing  | X         | X        | X         |            |        |                    | X                               |                                    | X      | X                      |          | X      | X         |
| U.S Department of Veterans Affairs (VA)   |           |          | X         | X          |        |                    |                                 |                                    | X      | X                      | X        | X      | X         |
| U.S. Veterans, Inc. (US Vets)   |           |          | X         | X          |        |                    | X                               |                                    | X      | X                      | X        | X      | X         |
| Victory Ohana   |           |          |           |            |        |                    |                                 |                                    | X      |                        |          |        |           |
| Victory Outreach  |           |          |           | X          |        |                    |                                 |                                    |        |                        |          |        |           |
| WCCC (female inmates only)  |           |          |           |            |        |                    |                                 |                                    |        |                        |          |        | X         |
| WCF (male inmates only)   |           |          |           |            |        |                    |                                 |                                    |        |                        |          | X      |           |
| WIN program   | X         |          |           |            |        |                    | X                               |                                    |        |                        |          |        | X         |
| Women's Way   |           |          |           |            |        |                    | X                               |                                    |        |                        |          |        | X         |
| YWCA Fernhurst Halfway House [for female offenders<br>only]- A community-based program dedicated to the<br>mission of empowering women to successfully transition<br>from prison to the community; Eligibility: non-violent<br>female offenders can submit application to the work<br>furlough program; Transitional Housing: created for<br>homeless employed women transition to become<br>economically independent; Eligibility: completion of the<br>Work Furlough Program. |           |          |           |            |        |                    | X                               |                                    |        |                        |          |        | X         |

# ATTACHMENT B

## REPORT TO THE LEGISLATURE—2019-2020 Performance Indicators

| Department of Public Safety (PSD) Inventory of Reentry Services to Offenders   |           |          |           |            |        |                 |                           |                           |        |                     |          |        |           |
|--|-----------|----------|-----------|------------|--------|-----------------|---------------------------|---------------------------|--------|---------------------|----------|--------|-----------|
| SERVICES<br>(I.E. PROGRAMS, TRAINING, & TREATMENT)   | KAUAI     | MAUI     | HAWAII    |            |        | MAINLAND BRANCH | HAWAII PAROLING AUTHORITY | FEDERAL BUREAU OF PRISONS | OAHU   |                     |          |        |           |
|  | Kauai CCC | Maui CCC | Hale Nani | Hawaii CCC | Kulani | AZSC            | HPA                       | FDC Honolulu              | Halawa | Laumaka & Module 20 | Oahu CCC | Waiawa | Women CCC |
| JOB SERVICES- job readiness/pre-employment training  |           |          |           |            |        |                 |                           |                           |        |                     |          |        |           |
| Access Capabilities  | X         |          | X         | X          |        |                 |                           |                           |        |                     |          |        |           |
| Alu Like, Inc.- Employment & training program. Eligibility criteria: Native Hawaiian, American Indian, or Alaska Native, 18 yrs+ unemployed or under employed (or working in employment w/o corresponding level of education/skills, low income, Veterans & spouses of (given first priority).                                   |           | X        | X         | X          |        |                 |                           |                           |        | X                   |          | X      |           |
| Anger Management   |           |          |           |            |        | X               |                           |                           | X      |                     |          |        |           |
| Applications   | X         | X        | X         |            |        |                 | X                         |                           | X      | X                   |          |        | X         |
| Birth Certificate (BC)   | X         | X        | X         |            | X      |                 | X                         |                           |        |                     | X        |        | X         |
| Catholic Charities   |           |          |           |            |        |                 |                           |                           |        | X                   |          | X      |           |
| Cognitive Behavioral Change Classes  |           |          |           |            |        |                 |                           |                           | X      |                     | X        |        |           |
| Cover letters/follow-up  | X         | X        | X         |            |        |                 | X                         |                           | X      | X                   |          |        | X         |
| Dept. of Labor & Industrial Relations (DLIR): Job Links- Department provides links and services for job seekers, including those that have a criminal record, are unemployed, or have other conditions that prevent them from access to employment opportunity; programs include Hirenet Hawaii, Worklinks, and Hawaii One Stop. |           |          |           |            |        |                 |                           |                           |        | X                   |          | X      |           |
| Goodwill Industries- employment agency   |           | X        | X         |            |        |                 | X                         |                           |        | X                   |          | X      | X         |
| Helping Hands  |           |          |           |            |        |                 |                           |                           |        | X                   |          | X      |           |
| Honolulu Community Action Program, Inc. (HCAP)- Providing Opportunities and Inspiration to enable low-income individuals or families to achieve self-reliance.   |           |          |           |            |        |                 |                           |                           |        | X                   |          | X      |           |
| Identification (ID)  | X         | X        | X         |            |        |                 | X                         |                           | X      | X                   | X        | X      | X         |
| Interviewing Skills Classes  | X         | X        | X         |            |        |                 | X                         |                           | X      | X                   |          | X      | X         |
| Job fairs/promotional companies  | X         | X        | X         |            |        |                 | X                         |                           | X      | X                   |          |        | X         |
| Job Readiness Classes  |           |          |           |            |        |                 |                           | X                         |        |                     |          |        |           |
| Job referrals/job placement classes  | X         | X        | X         |            |        |                 | X                         |                           | X      |                     |          |        | X         |
| Job search techniques classes  | X         | X        | X         |            |        |                 | X                         |                           | X      | X                   |          | X      | X         |
| Laanika Rehabilitation Center  |           |          |           |            |        |                 |                           |                           |        | X                   |          |        |           |
| Lifestyles   |           |          |           |            |        |                 |                           |                           |        |                     |          | X      | X         |
| MEO BEST   |           | X        |           |            |        |                 |                           |                           |        |                     |          |        |           |
| Network Enterprises  |           |          |           |            |        |                 |                           |                           |        | X                   |          |        |           |
| Pre-employment training/classes  |           |          |           |            |        |                 |                           | X                         |        |                     |          |        |           |
| Project Bridge<br>*At YWCA Fernhurst Halfway House for female offenders only   |           |          |           |            |        |                 |                           |                           |        |                     |          |        | X*        |
| PSD Case Managers  | X         | X        | X         |            | X      |                 |                           |                           |        | X                   |          | X      | X         |
| Resume Preparation Classes   | X         | X        | X         |            |        |                 | X                         |                           | X      | X                   | X        | X      | X         |
| Social Security Card   | X         | X        | X         |            | X      |                 | X                         |                           |        |                     | X        |        |           |
| State's Division of Vocational Rehabilitation (DVR)  |           |          | X         |            |        |                 |                           |                           |        | X                   | X        | X      |           |
| State's Workforce Development Division   |           |          | X         |            |        |                 |                           |                           |        |                     |          |        |           |
| Temporary Employment Agencies  |           | X        | X         |            |        |                 | X                         |                           |        |                     |          |        | X         |
| Vocational Development   |           |          |           |            |        |                 |                           |                           | X      |                     |          |        |           |
| Workforce Development Division   |           | X        | X         |            |        |                 |                           |                           |        |                     |          |        |           |
| WorkNet, Inc.- A non-profit designed to prepare offenders for reentry into the community (aiming to reduce recidivism). All programs designed to aid in job search & provide vocational training.  |           |          |           |            |        |                 |                           |                           | X      | X                   |          | X      | X         |
| Work Opportunity Tax Credit (WOTC)   | X         | X        | X         | X          |        |                 |                           |                           | X      | X                   | X        |        | X         |
| YWCA Fernhurst Halfway House for female offenders only   |           |          |           |            |        |                 |                           |                           |        |                     |          |        | X         |



# ATTACHMENT B

## REPORT TO THE LEGISLATURE—2019-2020 Performance Indicators

| Department of Public Safety (PSD) Inventory of Reentry Services to Offenders  |           |          |           |            |        |                    |                                 |                                    |        |                        |          |        |           |
|---|-----------|----------|-----------|------------|--------|--------------------|---------------------------------|------------------------------------|--------|------------------------|----------|--------|-----------|
| SERVICES<br>(I.E. PROGRAMS, TRAINING, &<br>TREATMENT)   | KAUAI     | MAUI     | HAWAII    |            |        | MAINLAND<br>BRANCH | HAWAII<br>PAROLING<br>AUTHORITY | FEDERAL<br>BUREAU<br>OF<br>PRISONS | OAHU   |                        |          |        |           |
|   | Kauai CCC | Maui CCC | Hale Nani | Hawaii CCC | Kulani | AZSC               | HPA                             | FDC<br>Honolulu                    | Halawa | Launaka &<br>Module 20 | Oahu CCC | Waiawa | Women CCC |
| LIBRARY SERVICES  |           |          |           |            |        |                    |                                 |                                    |        |                        |          |        |           |
| Library Services  | X         | X        | X         | X          | X      | X                  | X                               | X                                  | X      | X                      | X        | X      | X         |
| LIFE SKILLS   |           |          |           |            |        |                    |                                 |                                    |        |                        |          |        |           |
| Education Classes   | X         | X        | X         | X          | X      |                    |                                 | X                                  |        | X                      | X        | X      | X         |
| Life Skills Classes   | X         | X        |           |            | X      | X                  | X                               | X                                  | X      | X                      | X        |        | X         |
| Lifestyles  | X         | X        | X         | X          |        |                    |                                 |                                    |        | X                      | X        | X      | X         |
| Nutrition & Wellness  |           |          |           |            |        |                    |                                 | X                                  |        |                        |          |        |           |
| PSD Case Managers   | X         | X        | X         | X          | X      |                    |                                 |                                    |        | X                      | X        | X      | X         |
| MEDICAL HEALTH  |           |          |           |            |        |                    |                                 |                                    |        |                        |          |        |           |
| Medical Care Services What is offered?  | X         | X        | X         | X          | X      | X                  |                                 | X                                  | X      | X                      | X        | X      | X         |
| MENTAL HEALTH (i.e. dual diagnosis, counseling)   |           |          |           |            |        |                    |                                 |                                    |        |                        |          |        |           |
| Access to Recovery  |           |          | X         | X          |        |                    |                                 |                                    |        |                        |          | X      |           |
| Care Hawaii- Behavioral healthcare organization providing behavioral health services. For adolescents, adults & seniors.  |           |          | X         | X          |        |                    |                                 |                                    |        |                        |          | X      |           |
| Catholic Charities  |           |          | X         | X          |        |                    |                                 |                                    |        |                        |          | X      |           |
| DVR   |           |          | X         |            |        |                    |                                 |                                    |        |                        |          | X      |           |
| Ke Ala Pono   |           |          | X         | X          | X      |                    |                                 |                                    |        |                        |          |        |           |
| Lihue Mental Health Association   | X         |          |           |            |        |                    |                                 |                                    |        |                        |          |        |           |
| Maui Mental Health Kokua  |           | X        |           |            |        |                    |                                 |                                    |        |                        |          |        | X         |
| Mental Health   | X         | X        |           |            |        | X                  |                                 |                                    | X      | X                      | X        |        | X         |
| Mental Health Counselors (i.e. Psychiatric Social Workers)  | X         | X        |           |            |        |                    |                                 |                                    | X      | X                      |          | X      | X         |
| PSD Psychologist  | X         | X        |           | X          |        |                    |                                 |                                    | X      | X                      |          | X      | X         |
| Psychiatrist  | X         | X        |           | X          |        |                    |                                 |                                    | X      | X                      |          | X      | X         |
| State's Adult Mental Health Division (AMHD)   |           |          | X         | X          |        |                    |                                 |                                    |        |                        |          |        |           |
| State's Division of Vocational Rehabilitation (DVR) & Services for the Blind  |           |          | X         | X          |        |                    |                                 |                                    |        |                        |          |        |           |
| U.S Department of Veterans Affairs (VA)   |           |          | X         |            |        |                    |                                 |                                    |        |                        |          | X      |           |
| MENTORING   |           |          |           |            |        |                    |                                 |                                    |        |                        |          |        |           |
| HCAP  |           |          |           |            |        |                    |                                 |                                    |        |                        |          | X      |           |
| Keiki O Ka 'Āina Family Learning Centers  |           |          |           |            |        |                    |                                 |                                    |        |                        | X        | X      |           |
| Mentoring Classes   |           | X        |           |            |        |                    |                                 |                                    |        | X                      |          |        |           |
| MEO BEST  |           |          |           |            |        |                    |                                 |                                    |        |                        |          |        |           |
| OSM   |           |          | X         | X          |        |                    |                                 |                                    |        |                        |          |        |           |
| Pūa Foundation/Oahu Going Home Consortium   |           |          |           |            |        |                    |                                 |                                    |        |                        |          |        | X         |
| PRIMARY CARE  |           |          |           |            |        |                    |                                 |                                    |        |                        |          |        |           |
| Primary Care  | X         | X        | X         | X          | X      | X                  |                                 |                                    | X      | X                      | X        | X      | X         |
| REENTRY   |           |          |           |            |        |                    |                                 |                                    |        |                        |          |        |           |
| Access to Recovery  | X         |          |           |            |        |                    |                                 |                                    |        |                        |          | X      |           |
| Bud Bowles & United Self Help (USH)- Contracted to assist inmates nearing their maximum sentence with finding housing, obtaining social security cards & birth certificates; known to pick up Max Outs, take them to their new place of residence, and individually interviews each max out inmate. |           |          |           |            |        |                    |                                 |                                    | X      |                        |          |        |           |
| Going Home Hawaii- Organization to reintegrate former offenders into the community & workplace; provides supportive services to those returning home from a correctional facility. Working to lower recidivism rates.   |           |          |           |            | X      |                    |                                 |                                    |        |                        |          |        |           |
| HCAP  |           |          |           |            |        |                    |                                 |                                    |        |                        |          | X      | X         |

# ATTACHMENT B

## REPORT TO THE LEGISLATURE—2019-2020 Performance Indicators

| Department of Public Safety (PSD) Inventory of Reentry Services to Offenders   |           |          |           |            |        |                    |                                 |                                    |        |                        |          |        |           |
|--|-----------|----------|-----------|------------|--------|--------------------|---------------------------------|------------------------------------|--------|------------------------|----------|--------|-----------|
| SERVICES<br>(I.E. PROGRAMS, TRAINING, &<br>TREATMENT)  | KAUAI     | MAUI     | HAWAII    |            |        | MAINLAND<br>BRANCH | HAWAII<br>PAROLING<br>AUTHORITY | FEDERAL<br>BUREAU<br>OF<br>PRISONS | OAHU   |                        |          |        |           |
|  | Kauai CCC | Maui CCC | Hale Nani | Hawaii CCC | Kulani | AZSC               | HPA                             | FDC<br>Honolulu                    | Halawa | Laumaka &<br>Module 20 | Oahu CCC | Waiawa | Women CCC |
| Bridge Program<br>*At Laumaka Work Furlough Center (LWFC)  |           |          |           |            |        |                    |                                 |                                    |        | X*                     |          |        |           |
| MEO BEST   |           | X        |           |            |        |                    |                                 |                                    |        |                        |          |        |           |
| Reentry  |           | X        | X         |            |        |                    |                                 |                                    |        |                        |          |        |           |
| WCCC Bridge Program  |           |          |           |            |        |                    |                                 |                                    |        |                        |          |        | X         |
| YWCA Fernhurst Halfway House for female offenders<br>only (see pg. 15 for description)   |           |          |           |            |        |                    |                                 |                                    |        |                        |          |        | X         |
| SEX OFFENDER   |           |          |           |            |        |                    |                                 |                                    |        |                        |          |        |           |
| Aftercare  | X         | X        | X         |            |        |                    | X                               |                                    |        | X                      |          |        | X         |
| Community Assistance Center  | X         | X        | X         |            | X      |                    |                                 |                                    | X      | X                      | X        |        | X         |
| Sex offender services  |           |          |           |            |        |                    |                                 |                                    | X      | X                      | X        | X      | X         |
| Sex offender treatment   |           |          |           |            | X      |                    | X                               |                                    | X      |                        |          |        |           |
| Women's issues   | X         |          |           |            |        |                    | X                               |                                    |        |                        |          |        |           |
| SUBSTANCE ABUSE  |           |          |           |            |        |                    |                                 |                                    |        |                        |          |        |           |
| Alcoholics Anonymous (AA)  | X         | X        | X         | X          | X      | X                  | X                               |                                    |        |                        | X        | X      | X         |
| Continuing Care  | X         | X        |           |            |        |                    | X                               |                                    | X      | X                      | X        | X      | X         |
| Intensive Outpatient   | X         |          |           |            | X      |                    | X                               |                                    | X      |                        |          | X      | X         |
| KASHBOX Therapeutic Community  |           |          |           |            |        |                    |                                 |                                    |        |                        |          | X      |           |
| Narcotics Anonymous (NA)   | X         | X        | X         | X          | X      | X                  | X                               |                                    | X      | X                      | X        | X      | X         |
| Outpatient Treatment   | X         | X        |           |            | X      | X                  | X                               |                                    | X      |                        |          | X      | X         |
| Residential  | X         | X        |           |            |        | X                  | X                               |                                    |        |                        |          | X      | X         |
| Salvation Army- ATS (substance abuse contract)   | X         | X        |           |            |        |                    |                                 |                                    |        |                        |          |        | X         |
| RESTORATIVE JUSTICE  |           |          |           |            |        |                    |                                 |                                    |        |                        |          |        |           |
| Lorenn Walker ( <u>Hui Kahi</u> )- asks imprisoned individuals to look toward their future by setting personal goals; includes: employment, housing, physical and emotional health, maintaining a <u>clean and</u> sober lifestyle and positive relationships with loved ones and the community. The primary objective of the reentry circle is for the individual to take responsibility for their life, their choices, and healing for their loved ones and the community; each goal is specific to the individual. The circles are solution-focused and the individual's strengths are identified to help them achieve their goals while also making amends for past criminal behavior. |           |          |           |            |        |                    |                                 |                                    |        |                        |          |        | X         |
| TRANSPORTATION   |           |          |           |            |        |                    |                                 |                                    |        |                        |          |        |           |
| Bicycle donation program   |           |          | X         | X          | X      |                    |                                 |                                    |        |                        |          |        |           |
| Catholic Charities   | X         |          | X         |            |        |                    |                                 |                                    | X      | X                      |          |        |           |
| HCAP   | X         |          |           |            |        |                    |                                 |                                    | X      | X                      |          | X      |           |
| Hele-On  |           |          | X         | X          |        |                    |                                 |                                    |        |                        |          |        |           |
| Helping Hands  | X         |          |           |            |        |                    |                                 |                                    | X      | X                      |          | X      |           |
| MEO BEST   |           | X        |           |            |        |                    |                                 |                                    |        |                        |          |        |           |
| Taxi Coupon donation program   |           |          | X         | X          |        |                    |                                 |                                    |        |                        |          |        |           |
| Transportation   |           |          |           |            |        |                    | X                               |                                    |        |                        |          |        |           |
| VOLUNTEERS   |           |          |           |            |        |                    |                                 |                                    |        |                        |          |        |           |
| Agape Christian Fellowship   |           |          |           |            |        |                    |                                 |                                    | X      | X                      | X        | X      | X         |
| Ahmadiyya Muslim Community Hawaii  |           |          |           |            |        |                    |                                 |                                    | X      | X                      | X        | X      | X         |
| Alcoholics Anonymous   | X         | X        | X         | X          | X      |                    |                                 |                                    | X      | X                      | X        | X      | X         |

# ATTACHMENT B

## REPORT TO THE LEGISLATURE—2019-2020 Performance Indicators

| Department of Public Safety (PSD) Inventory of Reentry Services to Offenders  |           |          |           |            |        |                    |                                 |                                    |        |                        |          |        |           |
|---|-----------|----------|-----------|------------|--------|--------------------|---------------------------------|------------------------------------|--------|------------------------|----------|--------|-----------|
| SERVICES<br>(I.E. PROGRAMS, TRAINING, &<br>TREATMENT)   | KAUAI     | MAUI     | HAWAII    |            |        | MAINLAND<br>BRANCH | HAWAII<br>PAROLING<br>AUTHORITY | FEDERAL<br>BUREAU<br>OF<br>PRISONS | OAHU   |                        |          |        |           |
|   | Kauai CCC | Maui CCC | Hale Nani | Hawaii CCC | Kulani | AZSC               | HPA                             | FDC<br>Honolulu                    | Halawa | Laumaka &<br>Module 20 | Oahu CCC | Waiawa | Women CCC |
| Aloha House   |           | X        |           |            |        |                    |                                 |                                    |        |                        |          |        |           |
| Anchor Church   |           |          |           |            |        |                    |                                 |                                    | X      | X                      | X        | X      | X         |
| Bay Clinic (teach health issues) Home Church  |           |          | X         | X          |        |                    |                                 |                                    |        |                        |          |        |           |
| Bethel Bible Church   |           |          |           |            |        |                    |                                 |                                    | X      | X                      | X        | X      | X         |
| Bible First Mission Church  |           |          | X         | X          |        |                    |                                 |                                    |        |                        |          |        |           |
| BISAC   |           |          | X         | X          |        |                    |                                 |                                    |        |                        |          |        |           |
| Calvary By The Sea Lutheran Church  |           |          |           |            |        |                    |                                 |                                    | X      | X                      | X        | X      | X         |
| Calvary Chapel Honolulu   |           |          |           |            |        |                    |                                 |                                    | X      | X                      | X        | X      | X         |
| Calvary Chapel Kaneohe  |           |          |           |            |        |                    |                                 |                                    | X      | X                      | X        | X      | X         |
| Calvary Chapel Pearl Harbor   |           |          |           |            |        |                    |                                 |                                    | X      | X                      | X        | X      | X         |
| Calvary Chapel Wahiawa  |           |          |           |            |        |                    |                                 |                                    | X      | X                      | X        | X      | X         |
| Calvary Chapel West Oahu  |           |          |           |            |        |                    |                                 |                                    | X      | X                      | X        | X      | X         |
| Catholic Church (several Catholic Churches combined)  | X         |          |           |            |        |                    |                                 |                                    |        |                        |          |        |           |
| Central Baptist Church  |           |          |           |            |        |                    |                                 |                                    | X      | X                      | X        | X      | X         |
| Christ Embassy HI   |           |          |           |            |        |                    |                                 |                                    | X      | X                      | X        | X      | X         |
| Christ Lutheran Church  |           |          |           |            |        | X                  |                                 |                                    |        |                        |          |        |           |
| Christ the King Church  |           | X        |           |            |        |                    |                                 |                                    |        |                        |          |        |           |
| Church of God   |           | X        |           |            |        |                    |                                 |                                    |        |                        |          |        |           |
| Church of Grace   |           | X        |           |            |        |                    |                                 |                                    |        |                        |          |        |           |
| Church of Jesus Christ of Latter Day Saints (Regular Mormon services and study, also do Mormon Recovery)  | X         |          |           |            |        |                    |                                 |                                    |        |                        |          |        |           |
| Church on the Go  |           | X        |           |            |        |                    |                                 |                                    |        |                        |          |        |           |
| Church on the Park  |           |          |           |            |        |                    |                                 |                                    | X      | X                      | X        | X      | X         |
| City Of Refuge  |           |          |           |            |        |                    |                                 |                                    | X      | X                      | X        | X      | X         |
| Community Lutheran Church   |           |          |           |            |        |                    |                                 |                                    | X      | X                      | X        | X      | X         |
| Cross Current Fellowship  |           |          |           |            |        |                    |                                 |                                    | X      | X                      | X        | X      | X         |
| Daybreak Church   |           |          |           |            |        |                    |                                 |                                    | X      | X                      | X        | X      | X         |
| Dept. of Labor and Industrial Relations (DLIR) WDD MOA PSD 14-COR-60 (work force development, part of the state, considered contract because it is a state agency although we don't pay for it) | X         |          |           |            |        |                    |                                 |                                    |        |                        |          |        |           |
| DVAC  |           |          |           |            |        |                    |                                 |                                    | X      | X                      | X        | X      | X         |
| Education   |           |          |           |            |        |                    |                                 |                                    | X      | X                      | X        | X      | X         |
| Education- Toastmasters   |           |          |           |            |        | X                  |                                 |                                    | X      | X                      | X        | X      | X         |
| Education Women In Need   |           |          |           |            |        |                    |                                 |                                    | X      | X                      | X        | X      | X         |
| Employment Services III   |           |          | X         | X          |        |                    |                                 |                                    |        |                        |          |        |           |
| Faith Base Recovery   |           |          |           |            |        |                    |                                 |                                    | X      |                        | X        | X      | X         |
| Faith Family Fellowship   |           | X        |           |            |        |                    |                                 |                                    |        | X                      |          |        |           |
| Faith in Jesus Church- Maui   |           |          |           |            |        | X                  |                                 |                                    |        |                        |          |        |           |
| First Assembly Of God   |           |          |           |            |        | X                  |                                 |                                    | X      | X                      | X        | X      | X         |
| First Presbyterian Church   |           |          |           |            |        |                    |                                 |                                    | X      | X                      | X        | X      | X         |
| Fishers Of Men Ministries   |           |          |           |            |        |                    |                                 |                                    | X      | X                      | X        | X      | X         |
| Four Square Church  |           |          |           |            | X      |                    |                                 |                                    |        |                        |          |        |           |
| Good News   |           |          | X         | X          |        | X                  |                                 |                                    |        |                        |          |        |           |
| Gospel of Salvation   |           |          | X         | X          | X      |                    |                                 |                                    |        |                        |          |        |           |
| Gospel Of Salvation Kohala  |           |          | X         | X          |        |                    |                                 |                                    |        |                        |          |        |           |

# ATTACHMENT B

## REPORT TO THE LEGISLATURE—2019-2020 Performance Indicators

| Department of Public Safety (PSD) Inventory of Reentry Services to Offenders |           |          |           |            |        |                    |                                 |                                    |        |                        |          |        |           |
|--|-----------|----------|-----------|------------|--------|--------------------|---------------------------------|------------------------------------|--------|------------------------|----------|--------|-----------|
| SERVICES<br>(I.E. PROGRAMS, TRAINING, &<br>TREATMENT)                        | KAUAI     | MAUI     | HAWAII    |            |        | MAINLAND<br>BRANCH | HAWAII<br>PAROLING<br>AUTHORITY | FEDERAL<br>BUREAU<br>OF<br>PRISONS | OAHU   |                        |          |        |           |
|  | Kauai CCC | Maui CCC | Hale Nani | Hawaii CCC | Kulani | AZSC               | HPA                             | FDC<br>Honolulu                    | Halawa | Laumaka &<br>Module 20 | Oahu CCC | Waiawa | Women CCC |
| Grace Redemption Ministries  |           |          |           |            |        |                    |                                 |                                    | X      | X                      | X        | X      | X         |
| Hā of Life Yoga  |           |          |           |            |        |                    |                                 |                                    | X      | X                      | X        | X      | X         |
| Hawaii Friends of Civic and Law Education (various life skills)              |           |          |           |            |        |                    |                                 |                                    | X      | X                      | X        | X      | X         |
| Hawaii Kai Baptist   |           |          |           |            |        |                    |                                 |                                    | X      | X                      | X        | X      | X         |
| Hawaiian Christian Church  |           |          | X         | X          |        |                    |                                 |                                    |        |                        |          |        |           |
| HCAP   |           |          |           |            |        |                    |                                 |                                    | X      | X                      | X        | X      | X         |
| Hilo Missionary Church   |           |          | X         | X          |        |                    |                                 |                                    |        |                        |          |        |           |
| His Highest Praise   |           |          |           |            |        |                    |                                 |                                    | X      | X                      | X        | X      | X         |
| HISC   |           |          | X         | X          |        |                    |                                 |                                    |        |                        |          |        |           |
| Holy Hills of Zion Thy Dwelling Place  |           |          |           |            |        |                    |                                 |                                    | X      | X                      | X        | X      | X         |
| Holy Trinity Lutheran Church- Kona   |           |          |           |            |        | X                  |                                 |                                    |        |                        |          |        |           |
| Honolulu Bible Church  |           |          |           |            |        |                    |                                 |                                    | X      | X                      | X        | X      | X         |
| Holokū Ministries, Inc.  |           |          |           |            |        |                    |                                 |                                    | X      | X                      | X        | X      | X         |
| Hope Chapel  |           | X        |           |            |        |                    |                                 |                                    |        |                        |          |        |           |
| Hope Chapel & MOI  |           | X        |           |            |        |                    |                                 |                                    |        |                        |          |        |           |
| Hope Chapel Honolulu   |           |          |           |            |        |                    |                                 |                                    | X      | X                      | X        | X      | X         |
| Hope Chapel Kihei  |           | X        |           |            |        |                    |                                 |                                    |        |                        |          |        |           |
| Hope Chapel Maui   |           | X        |           |            |        |                    |                                 |                                    |        |                        |          |        |           |
| Hope Services  |           |          | X         | X          |        |                    |                                 |                                    |        |                        |          |        |           |
| House of Zion  |           |          | X         | X          |        |                    |                                 |                                    |        |                        |          |        |           |
| I am the I am Church   |           |          | X         | X          |        |                    |                                 |                                    |        |                        |          |        |           |
| In His House of Restoration Church   |           | X        |           |            |        |                    |                                 |                                    |        |                        |          |        |           |
| Independent Baptist Church   |           |          |           |            |        |                    |                                 |                                    | X      | X                      | X        | X      | X         |
| Inspire Church   |           |          |           |            |        |                    |                                 |                                    | X      | X                      | X        | X      | X         |
| ISC (Clerical Assistant)   |           |          |           |            |        |                    |                                 |                                    | X      | X                      | X        | X      | X         |
| Jehovah Witnesses  | X         | X        | X         | X          | X      |                    |                                 |                                    | X      | X                      | X        | X      | X         |
| Kahului Baptist Church   |           | X        |           |            |        |                    |                                 |                                    |        |                        |          |        |           |
| Kailua Assembly of God   |           |          |           |            |        |                    |                                 |                                    | X      | X                      | X        | X      | X         |
| Kapaa Assembly of God  |           |          |           |            |        | X                  |                                 |                                    |        |                        |          |        |           |
| Kapolei Lighthouse Christian Church  |           |          |           |            |        |                    |                                 |                                    | X      | X                      | X        | X      | X         |
| Keiki O Ka'Āina Family Learning Centers                                      |           |          |           | X          |        |                    |                                 |                                    | X      | X                      | X        | X      | X         |
| Kings Cathedral Chapel   |           | X        |           |            |        |                    |                                 |                                    |        |                        |          |        |           |
| King's Daughters Ministry  |           |          | X         | X          |        |                    |                                 |                                    |        |                        |          |        |           |
| KMCPM (several churches combined with Clayton Sui KCCC Chaplain)             | X         |          |           |            |        |                    |                                 |                                    |        |                        |          |        |           |
| Latter Day Saints  | X         |          | X         | X          | X      |                    |                                 |                                    | X      | X                      | X        | X      | X         |
| Latter Day Saints-Kaneohe  |           |          |           |            |        |                    |                                 |                                    | X      | X                      | X        | X      | X         |
| Leeward Community Church   |           |          |           |            |        |                    |                                 |                                    | X      | X                      | X        | X      | X         |
| Legacy Christian Fellowship  |           |          |           |            |        |                    |                                 |                                    | X      | X                      | X        | X      | X         |
| Life Church Hawaii/PHC   |           |          |           |            |        |                    |                                 |                                    | X      | X                      | X        | X      | X         |
| Light Of Promise Ministries  |           |          |           |            |        |                    |                                 |                                    | X      | X                      | X        | X      | X         |
| Living The Word Ministries   |           |          |           |            |        |                    |                                 |                                    | X      | X                      | X        | X      | X         |
| Living Water Christian Ministries  |           | X        |           |            |        |                    |                                 |                                    |        |                        |          |        |           |
| Makiki Christian Church  |           |          |           |            |        | X                  |                                 |                                    |        |                        |          |        |           |
| Maui Drug Court  |           | X        |           |            |        |                    | X                               |                                    |        |                        |          |        |           |

# ATTACHMENT B

## REPORT TO THE LEGISLATURE—2019-2020 Performance Indicators

| Department of Public Safety (PSD) Inventory of Reentry Services to Offenders  |           |          |           |            |        |                    |                                 |                                    |        |                        |          |        |           |
|---|-----------|----------|-----------|------------|--------|--------------------|---------------------------------|------------------------------------|--------|------------------------|----------|--------|-----------|
| SERVICES<br>(I.E. PROGRAMS, TRAINING, &<br>TREATMENT)   | KAUAI     | MAUI     | HAWAII    |            |        | MAINLAND<br>BRANCH | HAWAII<br>PAROLING<br>AUTHORITY | FEDERAL<br>BUREAU<br>OF<br>PRISONS | OAHU   |                        |          |        |           |
|   | Kauai CCC | Maui CCC | Hale Nani | Hawaii CCC | Kulani | AZSC               | HPA                             | FDC Honolulu                       | Halawa | Laumaka &<br>Module 20 | Oahu CCC | Waiawa | Women CCC |
| Medical Unit (Medical Records Clerical Asst)  |           |          |           |            |        |                    |                                 |                                    | X      | X                      | X        | X      | X         |
| Men Of Integrity  |           | X        |           |            |        |                    |                                 |                                    |        |                        |          |        |           |
| Men's Mentoring   |           | X        |           |            |        |                    |                                 |                                    |        |                        |          |        |           |
| Mental Health America Maui County Branch  |           | X        |           |            |        |                    |                                 |                                    |        |                        |          |        |           |
| Mental Health (Practicum)   |           |          |           | X          |        |                    |                                 |                                    | X      | X                      | X        | X      | X         |
| Mentor  |           |          | X         | X          |        |                    |                                 |                                    |        |                        |          |        |           |
| MEO 'Ohana Strengthening Project- a partnership between the County of Maui, Maui Economic Opportunity and the Maui Community Correctional Center (MCCC) in Wailuku, Maui. The focus of 'Ohana Strengthening is family strengthening through early intervention. The program works with incarcerated women to provide parent education including information on child development and developing strong parenting skills, tools and strategies to prevent child abuse and neglect, as well as substance abuse.   |           | X        |           |            |        |                    |                                 |                                    |        |                        |          |        |           |
| MEO Head Start- MEO Head Start serves 254 children in 13 centers located on Maui and Molokai. Our keiki are from families considered eligible via categorical need: homeless, foster child, or families on TANF (Temporary Assistance for Needy Families) or SSI; other families are eligible by meeting poverty income guidelines as established by the federal income table; also enrolls and serves children with special needs; as a “whole family” approach, Family Case Managers work directly with Parents to identify strengths and goals; Once identified, Case Managers work with the parent to identify community resources to support families to obtain access to the services and help they need. |           | X        |           |            |        |                    |                                 |                                    |        |                        |          |        |           |
| Mindful Meditation  |           |          | X         | X          |        |                    |                                 |                                    |        |                        |          |        |           |
| My Brother's Keeper   |           | X        |           |            |        |                    |                                 |                                    |        |                        |          |        |           |
| NAM<br>*At WCCC- various reentry, life skills, and cultural awareness   |           |          |           |            |        |                    |                                 |                                    | X      | X                      | X        | X      | X*        |
| Nanaikapono Protestant Church   |           |          |           |            |        | X                  |                                 |                                    |        |                        |          |        |           |
| Narcotics Anonymous   | X         | X        | X         | X          | X      |                    |                                 |                                    | X      | X                      | X        | X      | X         |
| Native Hawaiian Church  |           |          |           |            |        |                    |                                 |                                    | X      | X                      | X        | X      | X         |
| New Hope Christian Fellowship   |           |          |           |            |        | X                  |                                 |                                    | X      | X                      | X        | X      | X         |
| New Hope Hilo   |           |          | X         | X          |        |                    |                                 |                                    |        |                        |          |        |           |
| New Hope Windward   |           |          |           |            |        |                    |                                 |                                    | X      | X                      | X        | X      | X         |
| New Life Church   |           |          |           |            |        |                    |                                 |                                    | X      | X                      | X        | X      | X         |
| Nuuuanu Baptist Church  |           |          |           |            |        | X                  |                                 |                                    |        |                        |          |        |           |
| Ohana Family Of The Living God  |           |          |           |            |        |                    |                                 |                                    | X      | X                      | X        | X      | X         |
| One Love Ministries   |           |          |           |            |        |                    |                                 |                                    | X      | X                      | X        | X      | X         |
| Operation Christmas Child   | X         |          |           |            |        |                    |                                 |                                    |        |                        | X        |        |           |
| O.S. Program Advocate   |           |          | X         | X          |        |                    |                                 |                                    |        |                        |          |        |           |
| Outdoor Circle  |           |          |           |            |        |                    |                                 |                                    | X      | X                      | X        | X      | X         |
| PACT  |           | X        |           |            |        |                    |                                 |                                    |        |                        |          |        |           |
| Palisades Baptist Church  |           |          |           |            |        |                    |                                 |                                    | X      | X                      | X        | X      | X         |
| Paradise Church   |           |          |           |            |        |                    |                                 |                                    | X      | X                      | X        | X      | X         |



# ATTACHMENT B

## REPORT TO THE LEGISLATURE—2019-2020 Performance Indicators

| Department of Public Safety (PSD) Inventory of Reentry Services to Offenders  |           |          |           |            |        |                    |                                 |                                    |        |                        |          |        |           |
|---|-----------|----------|-----------|------------|--------|--------------------|---------------------------------|------------------------------------|--------|------------------------|----------|--------|-----------|
| SERVICES<br>(I.E. PROGRAMS, TRAINING, &<br>TREATMENT)   | KAUAI     | MAUI     | HAWAII    |            |        | MAINLAND<br>BRANCH | HAWAII<br>PAROLING<br>AUTHORITY | FEDERAL<br>BUREAU<br>OF<br>PRISONS | OAHU   |                        |          |        |           |
|   | Kauai CCC | Maui CCC | Hale Nani | Hawaii CCC | Kulani | AZSC               | HPA                             | FDC<br>Honolulu                    | Halawa | Laumaka &<br>Module 20 | Oahu CCC | Waiawa | Women CCC |
| Possibility Place Christian Ministries  |           |          |           |            |        |                    |                                 |                                    | X      | X                      | X        | X      | X         |
| Potter's House Christian Fellowship   |           |          |           |            |        |                    |                                 |                                    | X      | X                      | X        | X      | X         |
| Pū'a Foundation<br>*At Mercy House  |           |          |           |            |        |                    | X*                              |                                    | X      | X                      | X        | X      | X         |
| Pukalani Baptist Church   |           | X        |           |            |        |                    |                                 |                                    |        |                        |          |        |           |
| PU'UHONU'A 'O'IAO   |           | X        |           |            |        |                    |                                 |                                    |        |                        |          |        |           |
| Read To Me International  |           |          |           |            |        |                    |                                 |                                    | X      | X                      | X        | X      | X         |
| Reunion Hawaii  |           |          |           |            |        |                    |                                 |                                    | X      | X                      | X        | X      | X         |
| Rise Church   |           |          |           |            |        |                    |                                 |                                    | X      | X                      | X        | X      | X         |
| Rissho Kosei-Kai (Buddhist)   |           |          |           |            |        |                    |                                 |                                    | X      | X                      | X        | X      | X         |
| Roman Catholic (many churches combined)   |           |          |           |            |        |                    |                                 |                                    | X      | X                      | X        | X      | X         |
| Salvation Army- ATS   |           |          | X         | X          |        |                    | X                               |                                    |        |                        |          |        |           |
| SDA- Aiea   |           |          |           |            |        |                    |                                 |                                    | X      | X                      | X        | X      | X         |
| SDA- Kaneohe  |           |          |           |            |        |                    |                                 |                                    | X      | X                      | X        | X      | X         |
| Seventh-Day Adventist Church  | X         |          |           |            |        |                    |                                 |                                    |        |                        | X        |        |           |
| Soteria Chapel  |           |          |           |            |        |                    |                                 |                                    | X      | X                      | X        | X      | X         |
| St. Anthony Church  |           | X        |           |            |        |                    |                                 |                                    |        |                        |          |        |           |
| Su Gran Alabanza Church   |           |          |           |            |        |                    |                                 |                                    | X      | X                      | X        | X      | X         |
| Substance Abuse (Practicum)   |           |          |           |            |        |                    |                                 |                                    | X      | X                      | X        | X      | X         |
| Sure Foundation Church  |           |          |           |            | X      |                    |                                 |                                    |        |                        |          |        |           |
| Tahirih Association (teaches cognitive)   |           |          |           |            |        |                    |                                 |                                    | X      | X                      | X        | X      | X         |
| The Lord's Team Ministries-Word of Truth  |           | X        |           |            |        | X                  |                                 |                                    |        |                        |          |        |           |
| The Prayer Center of the Pacific  |           |          |           |            |        |                    |                                 |                                    | X      | X                      | X        | X      | X         |
| The Rock  |           |          |           |            |        |                    |                                 |                                    | X      | X                      | X        | X      | X         |
| Thy Word Ministry- Hilo   |           |          |           |            |        | X                  |                                 |                                    |        |                        |          |        |           |
| Tikvat Yisrael (Hebrew Christian)   |           |          |           |            |        |                    |                                 |                                    | X      | X                      | X        | X      | X         |
| Transforming Lives  |           |          |           |            |        |                    |                                 |                                    | X      | X                      | X        | X      | X         |
| Trinity Missionary Baptist Church   |           |          |           |            |        |                    |                                 |                                    | X      | X                      | X        | X      | X         |
| Trinity Presbyterian Church   |           |          |           |            |        |                    |                                 |                                    | X      | X                      | X        | X      | X         |
| Try Think   |           |          |           |            |        |                    |                                 |                                    | X      | X                      | X        | X      | X         |
| UH Manoa  |           |          |           |            |        |                    |                                 |                                    | X      | X                      | X        | X      | X         |
| UH Manoa (Practicum)  |           |          |           |            |        |                    |                                 |                                    | X      | X                      | X        | X      | X         |
| United Self Help (USH)  |           |          |           |            |        |                    |                                 |                                    | X      | X                      | X        | X      | X         |
| Unity Church-Diamond Head   |           |          |           |            |        |                    |                                 |                                    | X      | X                      | X        | X      | X         |
| Victory Outreach  |           |          |           |            |        |                    |                                 |                                    | X      | X                      | X        | X      | X         |
| Vipassana of Hawaii (Buddhist Meditation- Mindfulness)  |           |          |           |            |        |                    |                                 |                                    | X      | X                      | X        | X      | X         |
| Voice of the Believers  |           |          |           |            |        |                    |                                 |                                    | X      | X                      | X        | X      | X         |
| Waianae Assembly of God   |           |          |           |            |        |                    |                                 |                                    | X      | X                      | X        | X      | X         |
| Waikane Congregation Church   |           |          |           |            |        |                    |                                 |                                    | X      | X                      | X        | X      | X         |
| Waikiki Baptist Church  |           |          |           |            |        |                    |                                 |                                    | X      | X                      | X        | X      | X         |
| Waikiki Health Center (WHC)- This program offers direct assistance and linkages to health & Social services pre/post incarceration to inmates throughout the state. Eligibility: Services are designed to assist current and former inmates and their families. |           |          |           |            |        |                    |                                 |                                    | X      | X                      | X        | X      | X         |
| Waimanalo 7th Day Adventist   |           |          |           |            |        |                    |                                 |                                    | X      | X                      | X        | X      | X         |
| Women in Need   | X         |          |           |            |        |                    |                                 |                                    |        |                        |          |        |           |
| Word Of Life  |           |          |           |            |        |                    |                                 |                                    | X      | X                      | X        | X      | X         |
| Worknet, Inc.   |           |          |           |            |        |                    |                                 |                                    | X      | X                      | X        | X      | X         |
| World Global Ministries International   |           |          |           |            |        |                    |                                 |                                    | X      | X                      | X        | X      | X         |
| Yoga  |           |          | X         | X          |        |                    |                                 |                                    |        |                        | X        |        |           |
| Yoga School of Kailua   |           |          |           |            |        |                    |                                 |                                    | X      | X                      | X        | X      | X         |
| Zion House of Praise  |           |          | X         | X          |        |                    |                                 |                                    |        |                        |          |        |           |



# Acknowledgement

---

**Editor:**

Toni Schwartz

**Steering Committee:**

Maria Cook, Deputy Director for Administration

Jodie Maesaka-Hirata, Deputy Director for Corrections

Renee Sonobe Hong, Deputy Director of Law Enforcement

**Thank you to all of the Divisions for contributing to this report.**

