

Future of Hawaii's Community Correctional Centers

Volume 3 – Who is Housed in Kauai, Maui and Hawaii CCCs?

September 2018

Hawaii Department of Public Safety

The Hawaii Department of Public Safety (PSD) is responsible for carrying out judgments of the state courts whenever a period of confinement is ordered. Its mission is to uphold justice and public safety by providing correctional and law enforcement services to Hawaii's communities with professionalism, integrity and fairness. Currently, approximately 5,600 offenders are housed within State of Hawaii jail and prison facilities located within Hawaii, at the Federal Detention Center in Honolulu, and in private contractor facilities on the mainland.

PSD operates Community Correctional Centers (CCCs) on the islands of Kauai, Maui, Hawaii and Oahu. Each CCC houses short-term sentenced (felons, probation, and misdemeanor), pretrial (felon and misdemeanor), other jurisdiction, and probation violators. CCC's provide the customary county jail function of managing both pre-trial detainees and locally-sentenced misdemeanant offenders and others with a sentence of one year or less. CCC's also provide an important pre-release preparation/transition function for prison system inmates who are transferred back to their county of origin when they reach less than a year until their scheduled release.

PSD is committed to providing safe, secure, healthy, humane, social and physical environments for inmates and staff. However, aged and undersized CCCs have limited PSD's ability to provide such environments. In particular, the persistent and severe overcrowding exacerbates basic physical plant operations, contributes to tension among inmates, and diminishes program opportunities. Overall, jail facilities are operating well above their operational capacities and alleviating overcrowding is an important PSD priority at the Kauai, Maui and Hawaii CCCs.

Kauai, Maui, and Hawaii CCC Populations Described

Inmates housed in KCCC, MCCC, and HCCC are a combination of two groups who have quite different housing needs. Detention inmates are individuals who have been charged with a crime(s) and are going through the court process. The detention group also includes individuals who have been found guilty of a crime(s) and received a sentence of up to one year. Pre-release inmates are near the end of a lengthier sentence and are transitioning from prison back to the community.

The inmate populations held at KCCC, MCCC and HCCC have experienced an overall increase over the past four years with a change in total population of +9.5%, rising from 1,007 inmates on December 31, 2014 to 1,103 inmates on December 31, 2017. This includes an increase in the number of male inmates from 856 on December 31, 2014 to 949 on December 31, 2017 (an increase of approximately 2.8% annually for males). However, the number of female inmates has remained level at 151 on December 31, 2014 and 152 on December 31, 2017.

As of May 31, 2018, the total number of male inmates housed in KCCC, MCCC and HCCC was 949 and the number of female inmates totaled 170. Provided on the pages that follow are statistics that provide insight into the composition of the inmate populations housed in KCCC, MCCC and HCCC.



Kauai Community Correctional Center

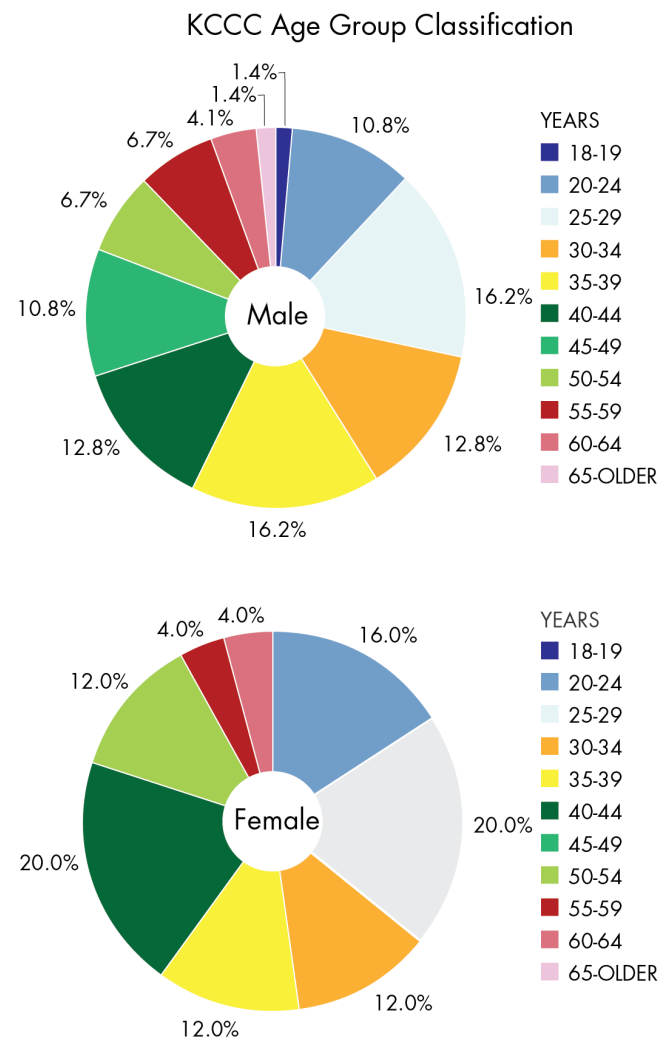
Kauai Community Correctional Center Inmate Population Characteristics

The KCCC inmate population has experienced an overall increase of 2.5% over the past four years rising from 195 inmates on December 31, 2014 to 210 inmates on December 31, 2017. This includes an increase in the number of male inmates from 166 on December 31, 2014 to 184 on December 31, 2017 (an increase of approximately 3.6% annually). However, the number of female inmates declined slightly from 29 on December 31, 2014 to 26 on December 31, 2017 (a decrease of approximately 3.4% annually).

Age Group Classification

Male and female inmates housed at KCCC range in age from 18 to over 65 years. Of the 11 categories, the 25-29 and 35-39 age groups comprise the two largest portions (16.2% each) of the male inmate population. The next largest cohorts comprise ages 30-34 and 40-44 (12.8% each), followed by ages 20-24 and 45-49 (10.8% each), and ages 50-54 and 55-59 (6.7% each). The remaining age cohorts, when combined, total only 6.9% of the male population, with 4.1% comprising inmates aged 60-64 years, 1.4% comprising inmates aged over 65 years, and 1.4% aged 18-19 years.

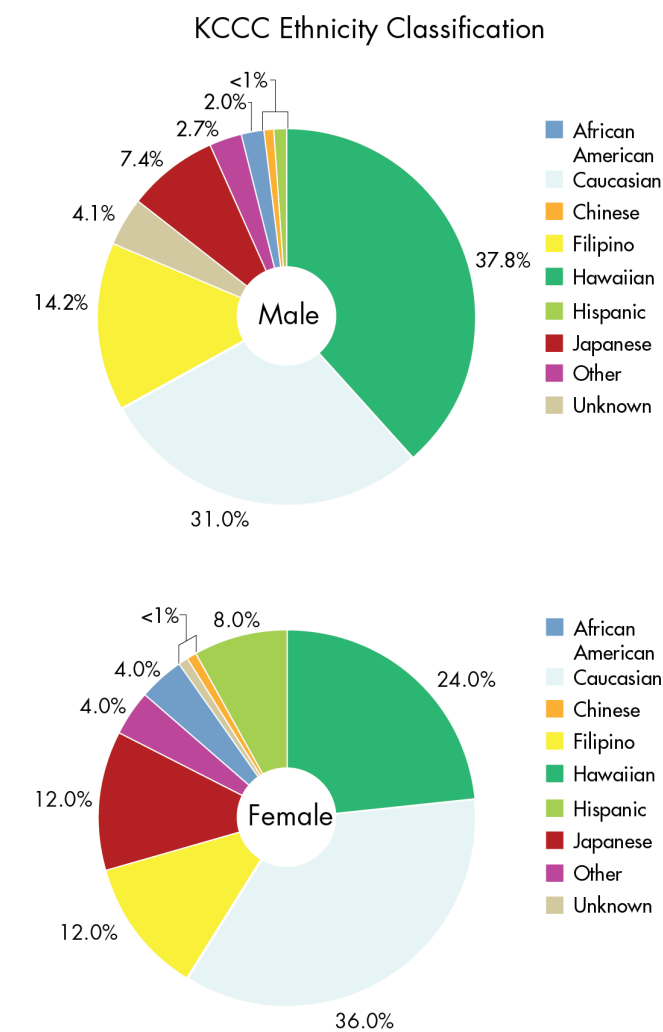
For the female population, the largest cohorts are the 25-29 and 40-44 age groups, with each comprising 20.0% of the population. Inmates aged 20-24 comprise 16.0% and those 30-34 years, 35-39 years and 50-54 years each comprising 12.0%. Age groups 55-59 years and 60-64 years each comprise 4.0% of the female inmate population; there are no females in the 18-19 and 45-49 age groups or above the age of 65 years.



Ethnicity Classification

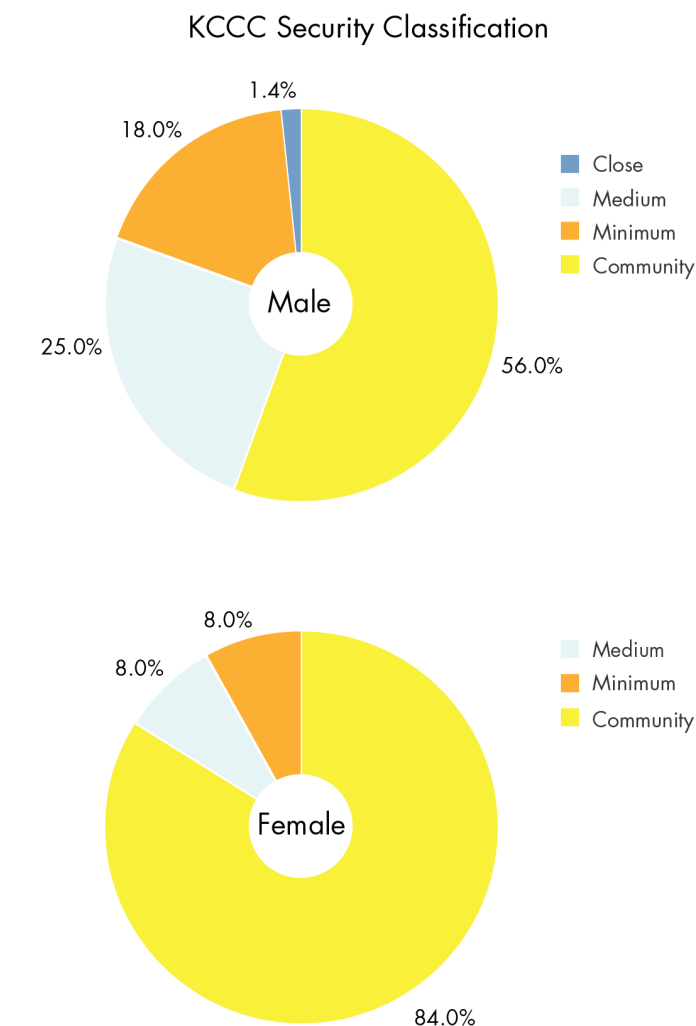
Inmates housed at KCCC are represented among nine categories of race and ethnic origin with Native Hawaiians comprising largest proportion of the total population. For male inmates, the proportion of those reporting Native Hawaiian ethnicity is 37.8% followed by Caucasian at 31.0%, Filipino at 14.2%, and Japanese at 7.4%. Five groups, comprising African-American (2.0%), Other (2.7%), Unknown (4.1%), Chinese (0.7%), and Hispanic (0%) totaling 14 inmates, comprise the remaining 9.6% of the male population.

Native Hawaiians constitute 24.0% of the female inmate population (lower than the male inmate population) while inmates identifying as Caucasian account for the largest portion (36.0%). Japanese and Filipino inmates each represent 12.0% of the female population while the remaining five groups, comprising African-American (4.0%), Other (4.0%), Hispanic (8.0%), Unknown (0%), and Chinese (0%) and totaling only four inmates, comprise the remaining 16.0%.



Security Classification

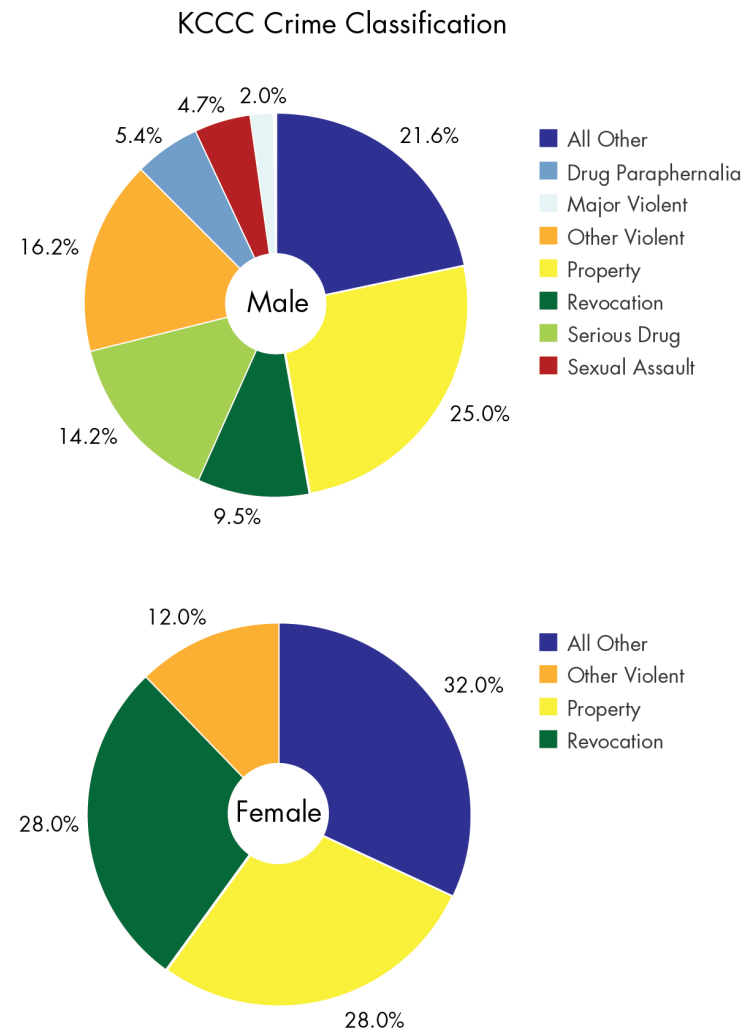
Hawaii's system comprises Community, Minimum, Medium, Maximum, and Close security levels. Community inmates have 24 months or less on their sentence. Minimum inmates have 48 months or less until parole eligibility and have shown they can function with minimal supervision in a correctional setting or in the community under direct supervision. Medium inmates have less than 48 months until parole eligibility and whose institutional conduct requires frequent supervision. Close inmates have minimum sentences of 21 years or more, are escape risks, or have chronic behavioral/management problems while Maximum inmates are disruptive, violent, predatory, or a threat to safe operation of the facility. At KCCC, 56.0% of male inmates fall into the Community Classification followed by Medium Security (25.0%) with the rest classified as Minimum (18.0%) and Close (1.4%). The female inmate population are in Community, Medium, and Minimum classifications. Most female inmates (84.0%) are classified as Community classification, followed by Medium Security (8.0%) and Minimum Security (8.0%).



Crime Classification

Crime classifications for inmates housed at KCCC encompass eight separate categories. Among male inmates, Property-related crimes (25.0%) represent the largest portion of the crimes committed followed by All Other crimes (21.6%), Other Violent crimes (16.2%), Serious Drug offenses (14.2%), and Revocation (10.8%). Relatively small percentages of male inmates are being held for Drug Paraphernalia (5.4%), Sexual Assault (4.7%) and Major Violent crimes (2.0%).

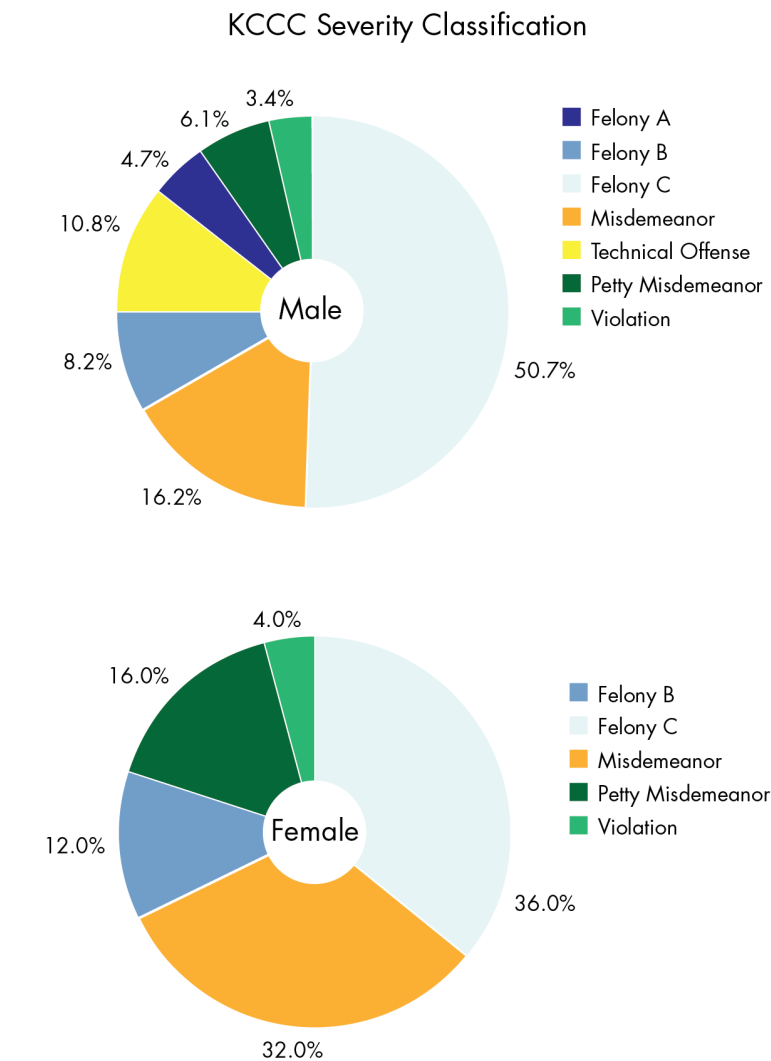
Among female inmates, almost a third are being held for All Other crimes (32.0%) with Property-related crimes comprising 28.0%, Revocation comprising 28.0%, and Other Violent crimes at 12.0%.



Severity Classification

Severity of offense among the male and female inmate population housed at KCCC is classified into seven categories: Felony A, Felony B, Felony C, Misdemeanor, Technical Offense, Petty Misdemeanor, and Violations. Felony C offenses comprise the largest portion (50.7%) of the overall male inmate population followed by Misdemeanor offenses (16.2%), and Technical offenses (10.8%). Felony B offenses account for 8.2% of the total followed by Petty Misdemeanor (6.1%), Felony A offenses (4.7%), and Violations (3.4%).

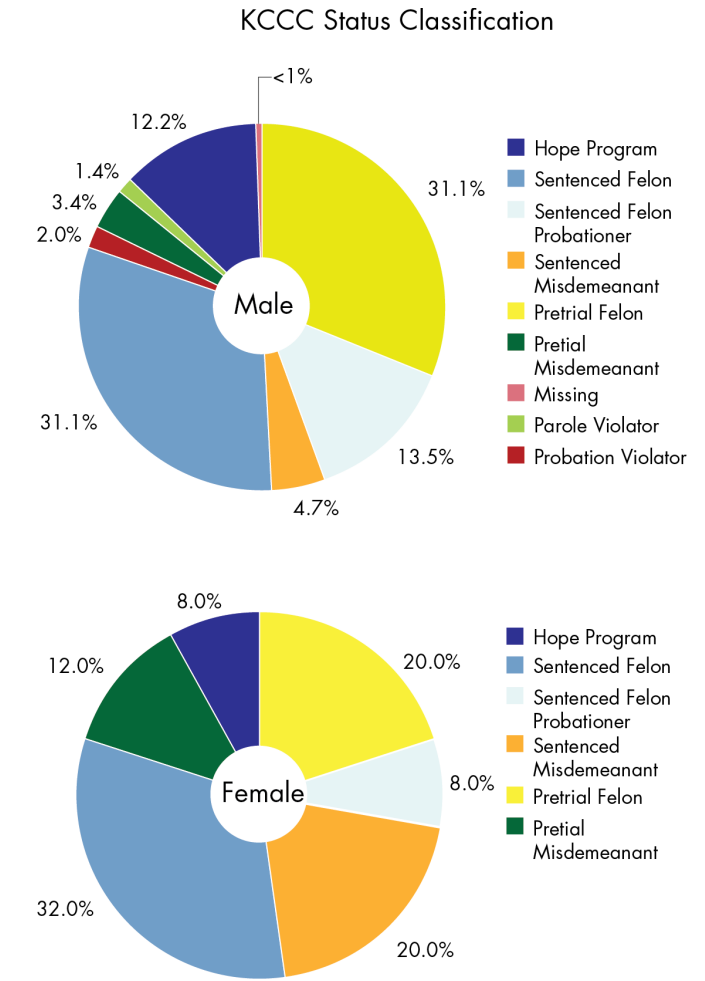
For the female inmate population, Felony C offenses also constitute the largest proportion of all offenses (36.0%) followed by Misdemeanor offenses at 32.0%. Petty Misdemeanor and Felony B offenses account for 16.0% and 12.0% respectively followed by Violations at 4.0%. No female inmates are being held for Technical offenses or Felony A offenses.



Status Classification

Status Classification among the male inmate population housed at KCCC is organized into nine categories: HOPE Program, Sentenced Felons, Sentenced Felon Probationers, Sentenced Misdemeanants, Pretrial Felons, Pretrial Misdemeanants, Holds, Parole Violators, and Probation Violators. Pretrial Felons and Sentenced Felons comprise the largest portion of the male inmate population with each category representing 31.1% of the total. Sentenced Felon Probationers at 13.5% and HOPE Program inmates (12.2%) represent the next largest categories with significantly less numbers of inmates held as Sentenced Misdemeanants (4.7%), Pretrial Misdemeanants (3.4%), Probation Violators (2.0%), Parole Violators (1.4%), and Missing (less than 1%).

Status Classification among the female inmate population is organized into six categories with no inmates classified as Probation Violators, Parole Violators or Missing. Sentenced Felons comprise the largest portion of the female inmate population at 32.0% followed by Pretrial Felons (20.0%) and Sentenced Misdemeanants (20.0%). Pretrial Misdemeanants (12.0%), Sentenced Felon Probationers (8.0%) and HOPE Program (8.0%) represent the remainder.



Kauai Community Correctional Center





Maui Community Correctional Center

Maui Community Correctional Center Inmate Population Characteristics

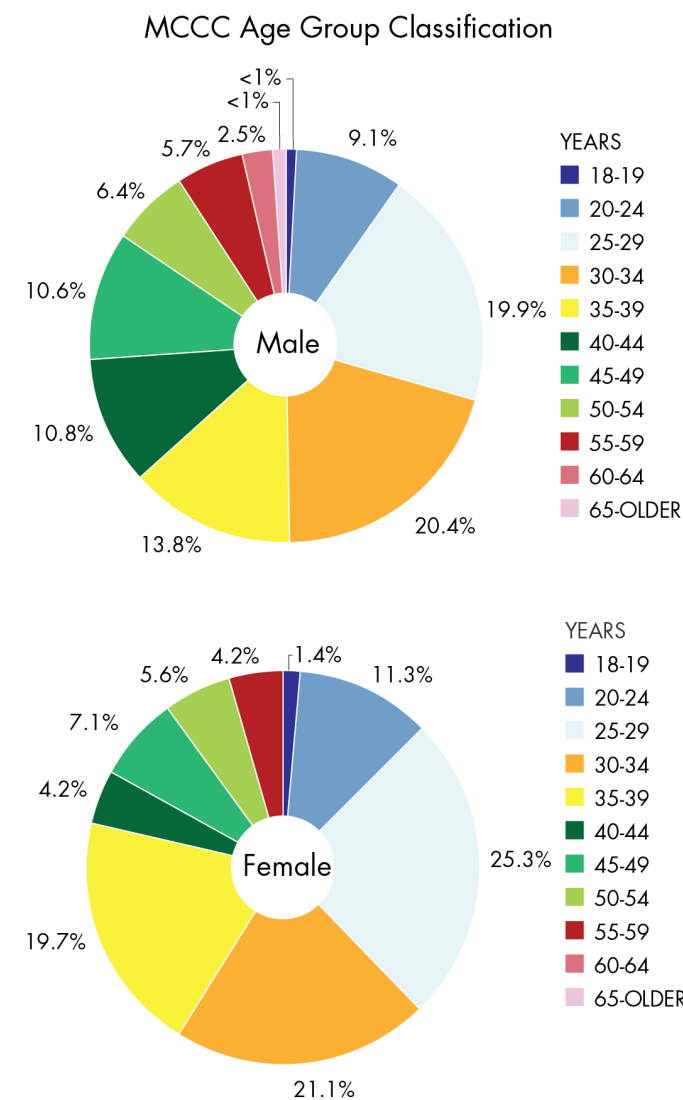
The inmate population held at MCCC has experienced an overall increase of 14.3% over the past four years rising from 434 inmates on December 31, 2014 to 496 inmates on December 31, 2017. This includes an increase in the number of male inmates from 374 on December 31, 2014 to 425 on December 31, 2017 (an increase of approximately 4.5% annually). The number of female inmates also increased rising from 60 on December 31, 2014 to 71 on December 31, 2017 (an increase of approximately 6.1% annually).

Age Group Classification

Male and female inmates housed at MCCC range in age from 18 to over 65 years. Of the 11 age categories, the 30-34 age group comprises of the largest portion (20.4%) of the male inmate population. The next largest cohorts comprise ages 25-29 (19.9%) and 35-39 (13.8%), followed by ages 40-44 (10.8%), 45-49 (10.6%), and 20-24 (9.1%). The remaining five age cohorts combined total less than 16% of the male population at MCCC, with 6.4% comprising inmates 50-54 years of age, 5.7% comprising inmates 55-59 years of age, 2.5% comprising inmates 60-64 years of age, and less than 1.0 percent each for ages 18-19 years and over 65 years.

For the female population, the largest age cohort is the 25-29 age group, which comprises 25.3% of the population, followed closely by inmates aged 30-34 (21.1%) and 35-39 years (19.7%). Age group 20-24 years comprises 11.3% of the female inmate population while age group 45-49 years comprises 7.1%. The remaining age cohorts combined total less than 16% of the female population, with 5.6% comprising inmates 50-54 years of age, 4.2% comprising inmates 55-59 years of age, 1.4% comprising inmates 60-64 years of age, and less than 1.0 percent each for ages 18-19 years and over 65 years.

comprising inmates in each of the 40-44 and 55-59 age categories, and 1.4% comprising inmates 18-19 years of age. There are no females housed at MCCC above the age of 60 years.

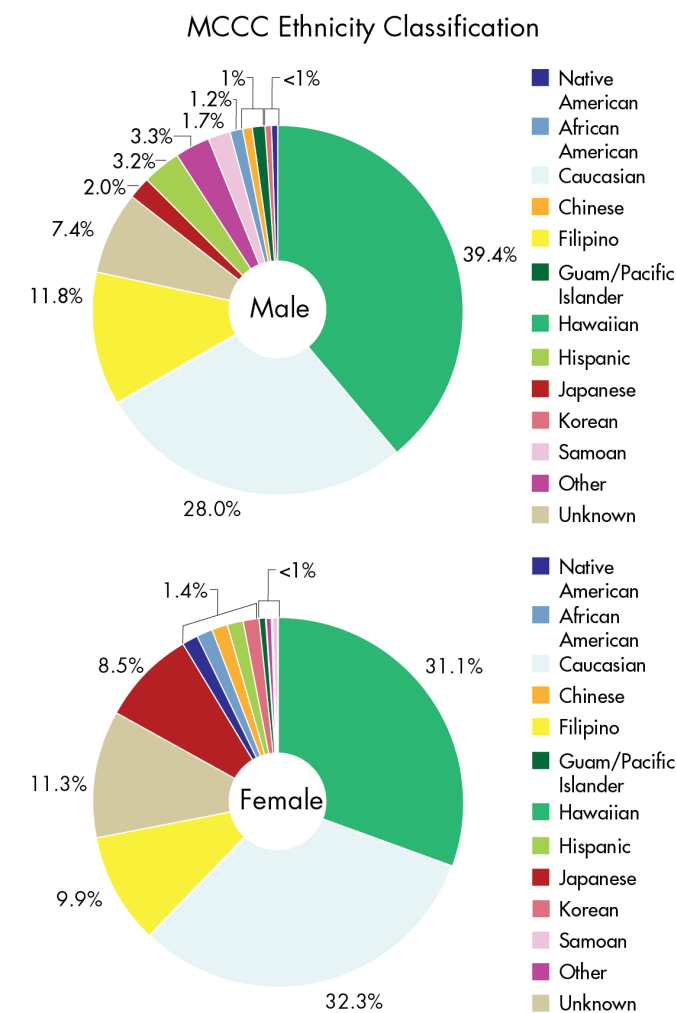


Neighbor Island Community Correctional Centers

Ethnicity Classification

Inmates housed at MCCC are represented among 13 categories of race and ethnic origin, with Native Hawaiians comprising largest proportion of the total population. For male inmates, the portion of those reporting Native Hawaiian ethnicity is 39.4% followed by Caucasian (28.0%), Filipino (11.8%), and Unknown (7.4%). The remaining nine groups, consisting of Japanese (2.0%), African-American (1.2%), Native American (0%), Pacific Islander (1.0%), Chinese (1.0%), Korean (0%), Samoan (1.7%), Hispanic (3.2%), and Other (3.3%), totaling 54 inmates, comprise the remaining 13.4% of the male population.

Native Hawaiians constitute 31.1% of the female inmate population (slightly less than the male inmate population) while inmates identifying as Caucasian account for 32.3%, followed by Unknown (11.3%), Filipino (9.9%) and Japanese (8.5%). The remaining eight groups, consisting of African-American (1.4%), Native American (1.4%), Pacific Islander (0%), Chinese (1.4%), Korean (1.4%), Samoan (0%), Hispanic (1.4%), and Other (0%), totaling 11 inmates, comprise the remaining 6.9% of the female population.

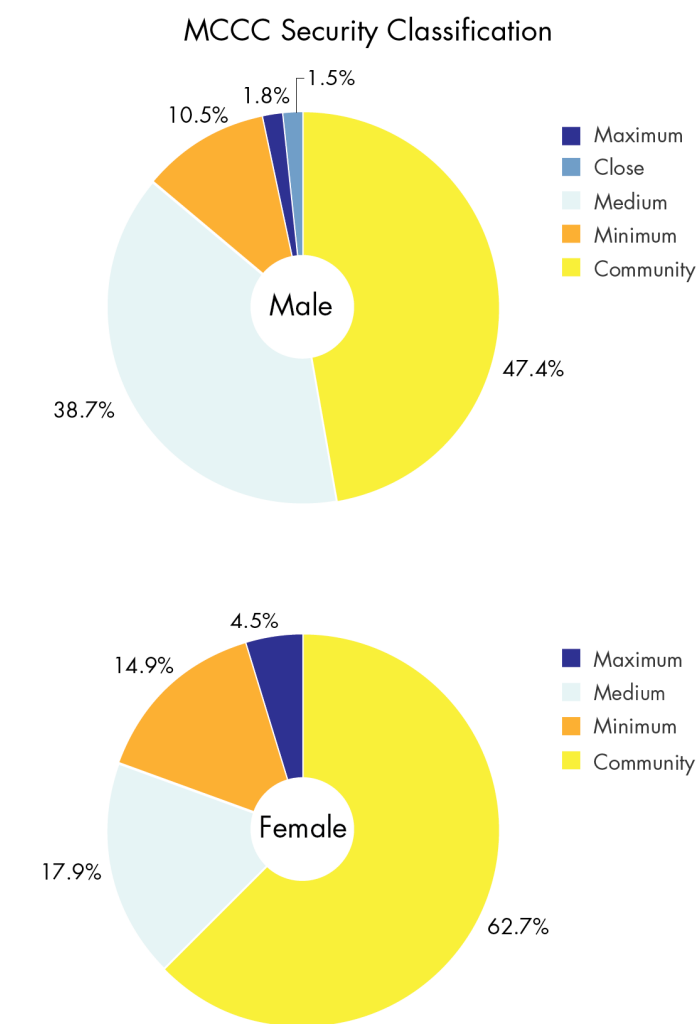


Neighbor Island Community Correctional Centers

Security Classification

As noted earlier, Hawaii's classification system comprises five custody levels: Community, Minimum, Medium, Maximum, and Close. Of the five classifications, 47.4% of male inmates fall into the Community classification. The next largest group is Medium Security (38.7%), with the remaining population classified as Minimum (10.5%), Maximum (1.8%), and Close (1.5%).

The female inmate population falls within four custody levels: Community, Maximum, Medium, and Minimum. As with the male inmate population, most female inmates are classified as Community (62.7%), followed by Medium Security (17.9%), Minimum Security (14.9%), and Maximum Security (4.5%).



Crime Classification

Crime classifications encompass nine separate categories. Among male inmates housed at MCCC, Property-related crimes (33.5%) represent the largest portion of the crimes committed followed closely by All Other crimes (30.5%), Serious Drug offenses (11.8%), and Other Violent crimes (10.6%). Relatively small percentages of the male inmate population are being held for Drug Paraphernalia (5.4%), Major Violent crimes (2.2%), Robbery (2.0%), Sexual Assault (2.0%), and Revocation (2.0%).

Among female inmates, the vast majority are also being held for Property-related crimes (50.7%) with All Other crimes comprising an additional 21.1% and Serious Drug crimes at 8.5%. Crimes for the remainder of the female inmate population consist of Other Violent crimes and Drug Paraphernalia (each at 7.0%), Revocation (4.2%), and Major Violent crimes (1.4%).

Severity Classification

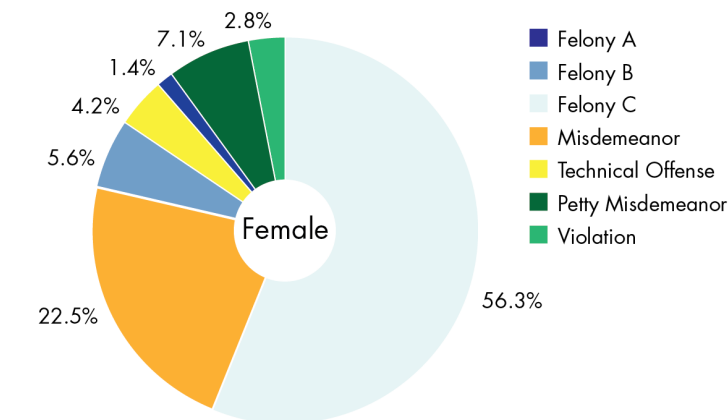
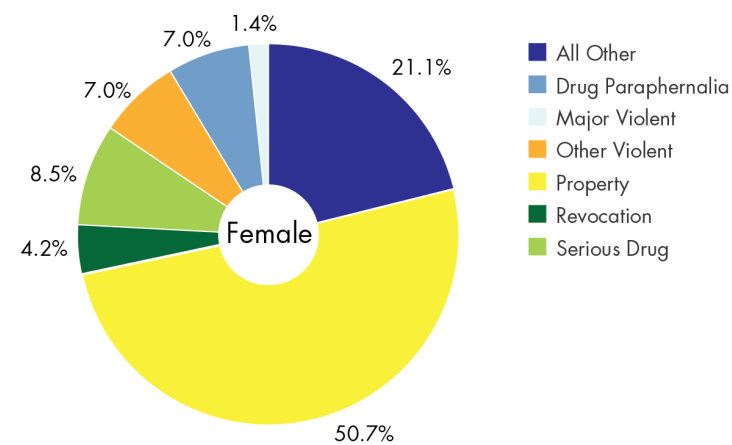
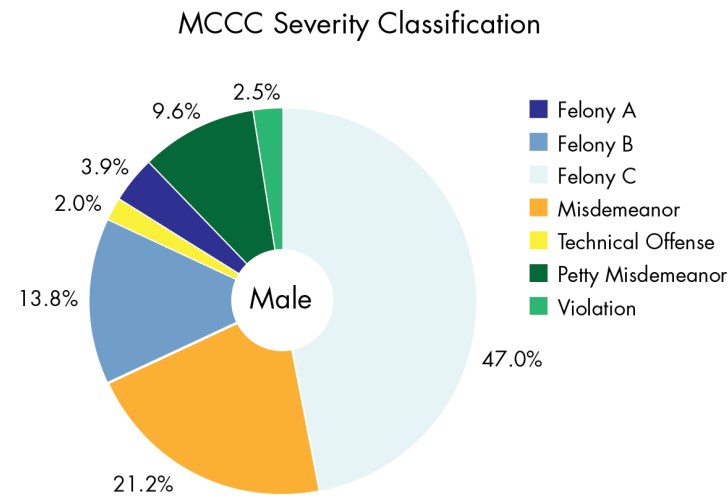
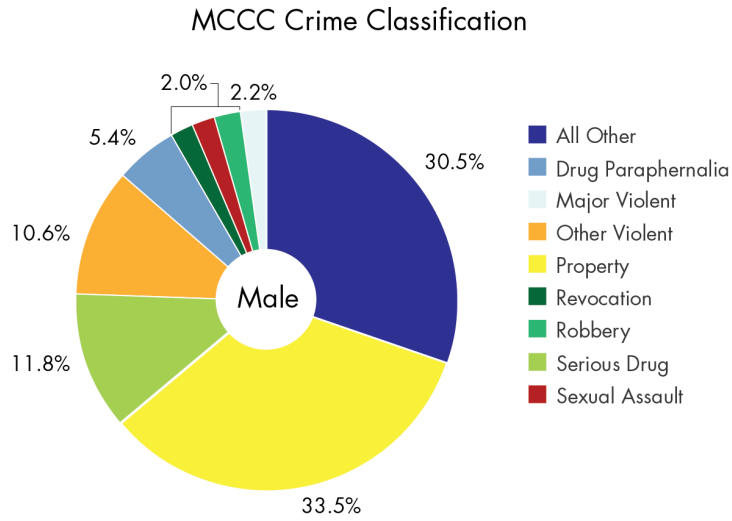
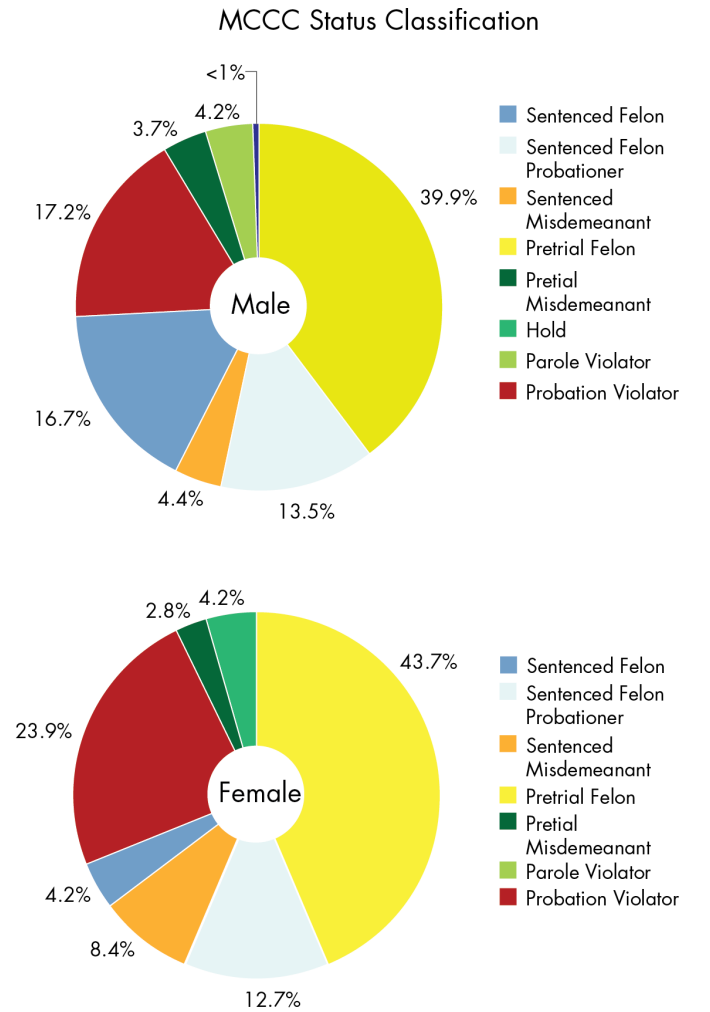
Severity of offense among the male and female inmate population housed at MCCC is classified into seven categories: Felony A, Felony B, Felony C, Misdemeanor, Technical Offense, Petty Misdemeanor, and Violations. Felony C offenses comprise the largest proportion of the overall male inmate population (47.0%) with Misdemeanors at 21.2% and Felony B offenses accounting for 13.8%. The remainder are divided among Petty Misdemeanor (9.6%), Felony A offenses (3.9%), Violations (2.5%) and Technical Offenses (2.0%).

For the female inmate population, Felony C offenses constitute the largest proportion of all offenses at 56.3% (a higher percentage than the male population), followed by Misdemeanor offenses (22.5%). Petty Misdemeanor offenses (7.1%), Felony B offenses (5.6%). Technical offenses account for 4.2%, Violations (2.8%), and Felony A offenses (1.4%) represent the remainder.

Status Classification

Status Classification among the male inmate population at housed at MCCC is organized into eight categories: Sentenced Felons, Sentenced Felon Probationers, Sentenced Misdemeanants, Pretrial Felons, Pretrial Misdemeanants, Holds, Parole Violators, and Probation Violators. Pretrial Felons comprise the largest portion of the male inmate population at 39.9% of the total followed by Probation Violators at 17.2%, Sentenced Felons at 16.7%, and Sentenced Felon Probationers at 13.5%. The remainder, representing 51 inmates, comprise Sentenced Misdemeanants (4.4%), Parole Violators (4.2%), Pretrial Misdemeanants (3.7%), and Holds (less than 1%).

The female inmate population is represented in seven Status Classification categories with no inmates classified as Holds. Pretrial Felons comprise the largest portion of the female inmate population at 43.7% followed by Probation Violators (23.9%), Sentenced Felon Probationers (12.7%), Sentenced Misdemeanants (8.4%), Sentenced Felons (4.2%), Parole Violators (4.2%), and Pretrial Misdemeanants (2.8%).





Hawaii Community Correctional Center

Hawaii Community Correctional Center Inmate Population Characteristics

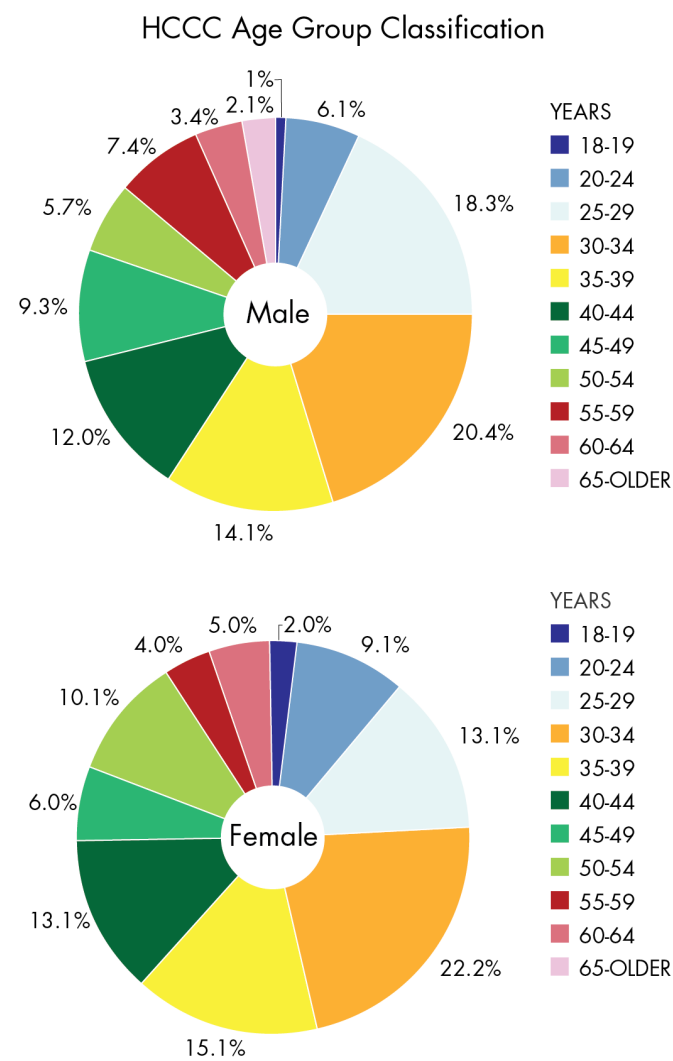
The inmate population held at HCCC has experienced an overall increase of 5% over the past four years rising from 378 inmates on December 31, 2014 to 397 inmates on December 31, 2017. This includes an increase in the number of male inmates from 316 on December 31, 2014 to 373 on December 31, 2017 (an increase of approximately 6.0% annually). However, the number of female inmates declined slightly from 62 on December 31, 2014 to 55 on December 31, 2017 (a decrease of approximately 3.7% annually).

Age Group Classification

Male and female inmates housed at HCCC range in age from 18 to over 65 years. Of the 11 categories, the 30-34 age group comprises of the largest portion (20.4%) of the male inmate population. The next largest cohorts comprise ages 25-29 (18.3%) and 35-39 (14.1%), followed by ages 40-44 (12.0%), 45-49 (9.3%), and 20-24 (6.1%). The remaining age cohorts combined total less than a quarter of the male population at HCCC, with 7.4% comprising inmates 55-59 years of age, 5.7% comprising inmates 50-54 years of age, 3.4% comprising inmates 60-64 years of age, 2.1% aged 65 and older, and 1.0% for ages 18-19 years.

For the female population, the largest cohort is the 30-34 age group, which comprises 22.2% of the population, with inmates aged 35-39 comprising 15.1% and those 25-29 years and 40-44 years of age each comprising 13.1%. Age group 50-54 years comprises 10.1% of the female inmate population while age group 20-24 years comprises 9.1%. The proportion of female inmates in the age groups 45-49 (6.0%), 60-64 (5.0%), 55-59 (4.0%), and 18-19 (2.0%)

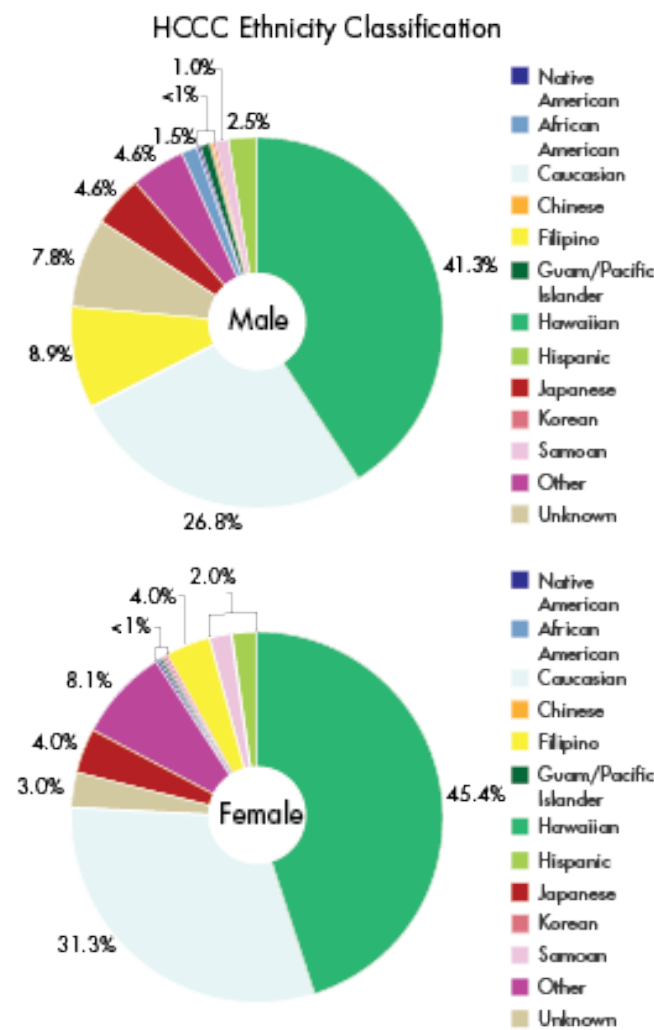
are similar to those of the male inmate population housed at HCCC. There are no females housed at HCCC above the age of 65 years.



Ethnicity Classification

Inmates housed at HCCC are represented among 13 categories of race and ethnic origin, with Native Hawaiians comprising largest proportion of the total population. For male inmates, the proportion of those reporting Native Hawaiian ethnicity is 41.3% followed by Caucasian at 26.8%, Filipino at 8.9%, Unknown at 7.8% and both Japanese and Other at 4.6% each. Seven groups, comprising African-American (1.5%), Native American (0.2%), Pacific Islander (0.8%), Chinese (0.2%), Korean (0.2%), Samoan (1.0%), and Hispanic (2.5%) totaling 31 inmates, comprise the remaining 6.0% of the male population at HCCC.

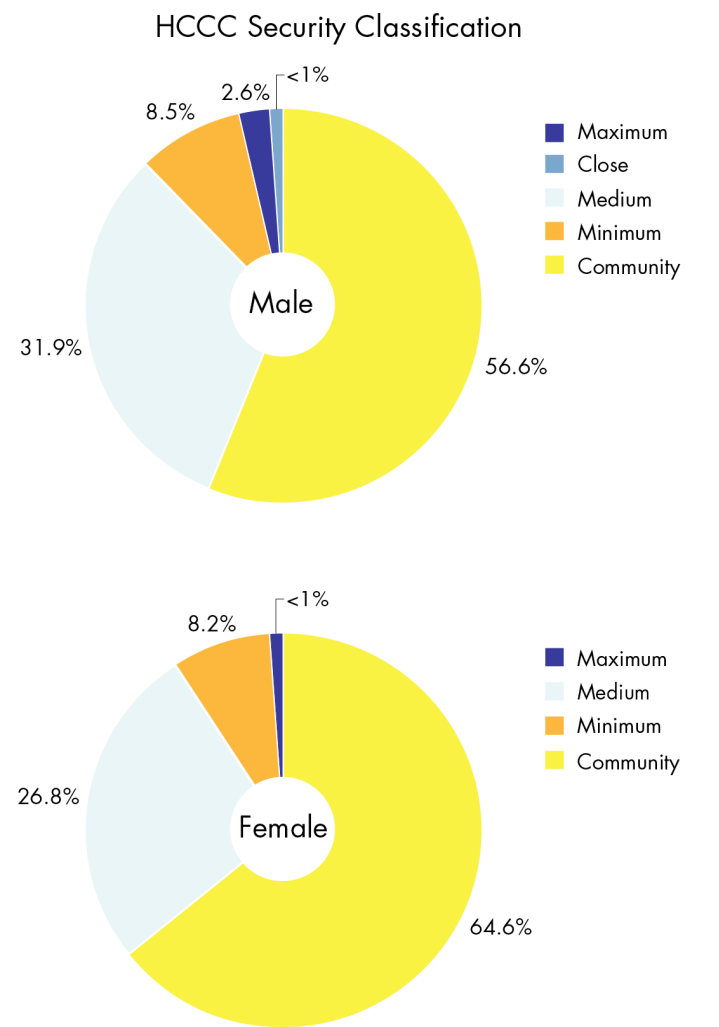
Native Hawaiians constitute 45.4% of the female inmate population (slightly higher than the male inmate population) while inmates identifying as Caucasian account for 31.3%, followed by Other (8.1%). The remaining ten groups, comprising African-American (0%), Native American (0%), Pacific Islander (0%), Chinese (0%), Korean (0%), Filipino (4.0%), Samoan (2.0%), Japanese (4.0%), Hispanic (2.0%), and Unknown (3.0%) and totaling only 15 inmates, comprise 15.2% of the female population.



Security Classification

As previously reported, Hawaii's classification system comprises five custody levels: Community, Minimum, Medium, Maximum, and Close. Of the five classifications, 56.6% of male inmates housed at HCCC fall into the Community classification. The next largest classification for male inmates is Medium Security (31.9%), with the remainder classified as Minimum (8.5%), Maximum (2.6%), and Close (less than 1%).

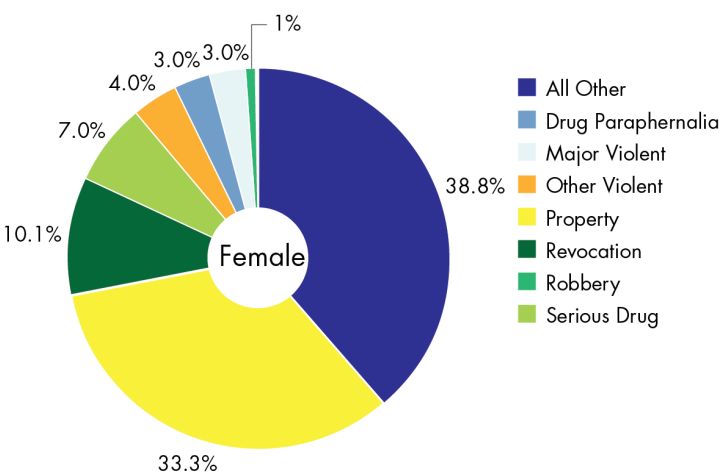
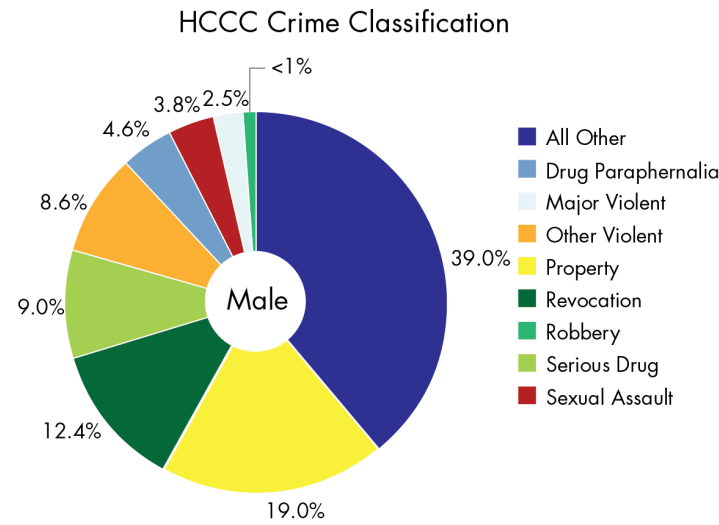
The female inmate population fall within four custody levels: Community, Maximum, Medium, and Minimum. As with the male inmate population, most female inmates (64.6%) fall into the Community classification, followed by Medium Security (26.8%), Minimum Security (8.2%), and Maximum Security (less than 1%).



Crime Classification

Crime classifications encompass nine separate categories. Among male inmates housed at HCCC, All Other crimes (39.0%) represent the largest portion of the crimes committed by the inmate population followed by Property crimes (19.0%), Revocation (12.4%), Serious Drug offenses (9.0%), and Other Violent crimes (8.6%). Relatively small percentages of the male inmates are being held for Drug Paraphernalia (4.6%), Major Violent crimes (2.5%), Sexual Assault (3.8%), and Robbery (1%).

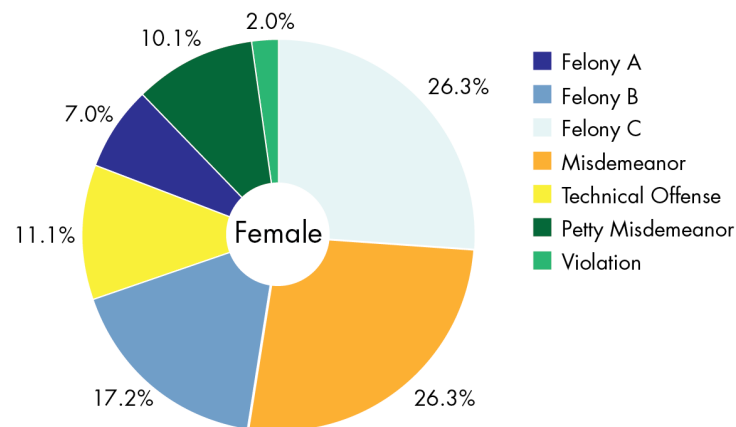
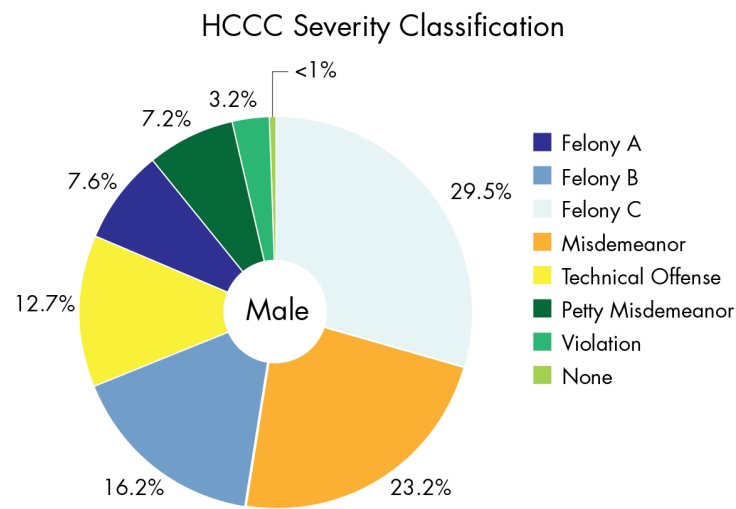
Among female inmates, over a third are being held for All Other crimes (38.8%) followed by Property-related crimes (33.3%). Revocation (10.1%) and Other Violent crimes (4.0%) are lower than that of the male population. Crimes for the remainder of the female inmates consists of Serious Drug crimes (7.0%), Drug Paraphernal (3.0%), Major Violent crimes (3.0%), and Robbery (1.0%).



Severity Classification

Severity of offense among the male inmate population housed at HCCC is classified into eight categories: Felony A, Felony B, Felony C, Misdemeanor, Technical Offenses, Petty Misdemeanor, Violations, and None. Felony C offenses comprise the largest proportion (29.5%) of the overall male inmate population with Misdemeanor offenses accounting for 23.2%, and Felony B offenses accounting for 16.2%. The remainder are divided among Technical Offenses (12.7%), Felony A offenses (7.6%), Petty Misdemeanor (7.2%), Violations (3.2%), and None (0.4%).

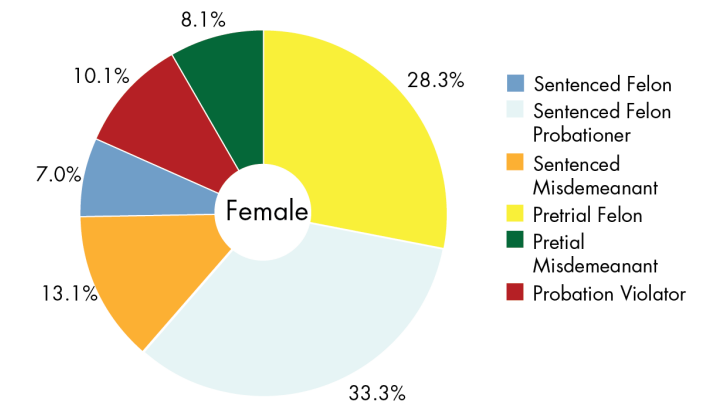
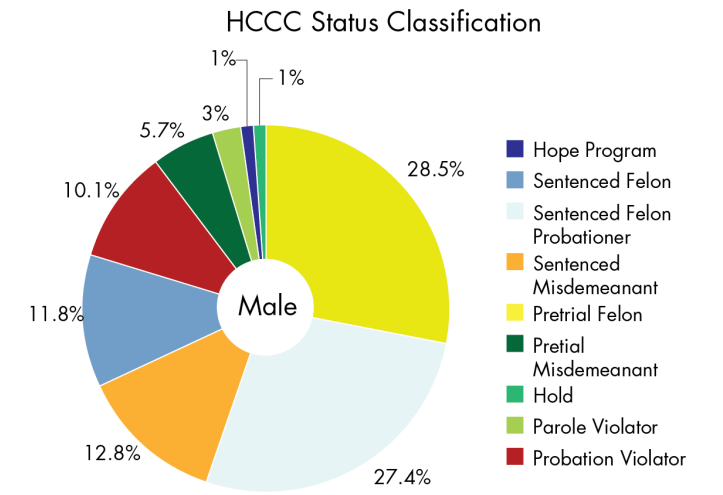
Severity of offense among the female inmate population fall within seven categories: Felony A, Felony B, Felony C, Misdemeanor, Technical Offenses, Petty Misdemeanor, and Violations. For the female inmate population, Felony C and Misdemeanor offenses constitute the largest percentage of all offenses with each at 26.3%, followed by Felony B offenses at 17.2%. Technical Offenses account for 11.1%, while Petty Misdemeanor (10.1%), Felony A (7.0%) and Violations (2.0%) account for the remainder.



Status Classification

Status Classification among the male inmate population at housed at HCCC is organized into nine categories: HOPE Program, Sentenced Felons, Sentenced Felon Probationers, Sentenced Misdemeanants, Pretrial Felons, Pretrial Misdemeanants, Holds, Parole Violators, and Probation Violators. Pretrial Felons comprise the largest portion of the male inmate population at 28.5% of the total followed closely by Sentenced Felon Probationers (27.4%). Sentenced Misdemeanants (12.8%), Sentenced Felons (11.8%), and Probation Violators (10.1%) represent the next largest categories followed by Pretrial Misdemeanants (5.7%), Parole Violators (2.5%), and both the HOPE Program and Holds at less than 1%.

Status Classification among the female inmate population is organized into six categories with no inmates classified as Hope Program, Parole Violators, or Holds. Sentenced Felon Probationers comprise the largest portion of the female inmate population at 33.3% followed closely by Pretrial Felons (28.3%). Sentenced Misdemeanants (13.1%), Probation Violators (10.1%), Pretrial Misdemeanants (8.1%), and Sentenced Felons (7.0%).



Wrap Up

Some assume that Hawaii's jail population is comprised only of individuals who have been accused of low-level, non-violent, misdemeanor violations, and pose little or no risk to public safety and, therefore, should be released into the community. To provide an accurate picture of the composition of the population housed in KCCC, MCCC, and HCCC, and the necessity to detain such individuals versus release into the community pending trial, PSD has provided information concerning the Age, Gender, Ethnicity, Crimes, Severity, Security, and Status of males and females housed at the three Neighbor Island jails (as of May 2018). In doing so, PSD is attempting to shed light on the composition of these populations, thereby lessening misunderstandings and misconceptions about Hawaii's jail population.



Kauai Community Correctional Center

Upcoming Activities

KCCC, MCCC and HCCC planning is moving forward with these activities during the months ahead:

September 2018	<p>Complete data collection and initiate preparation of Environmental Assessments for proposed KCCC, MCCC, and HCCC inmate housing projects.</p> <p>Publish Newsletter Vol. 3.</p> <p>Look to PSD/Neighbor Island Jails website for project-related documents, announcements, upcoming events, and activities.</p>
October 2018	<p>Continue preparation of Environmental Assessments for proposed KCCC, MCCC, and HCCC inmate housing projects.</p> <p>Look to PSD/Neighbor Island Jails website for project-related documents, announcements, upcoming events, and activities.</p>
November 2018	<p>Continue preparation of Environmental Assessments for proposed KCCC, MCCC, and HCCC inmate housing projects.</p> <p>Publish Newsletter Vol. 4.</p> <p>Look to PSD/Neighbor Island Jails website for project-related documents, announcements, upcoming events, and activities.</p>

Interested in Learning More?

For additional information visit <https://dps.hawaii.gov/neighbor-island-jails-project/> or contact:

Toni Schwartz, Public Information Officer

Hawaii Department of Public Safety
Tel: 808.587.1358
Email: Toni.E.Schwartz@hawaii.gov

Robert J. Nardi, Vice President

Louis Berger U.S.
Tel: 973.407.1681
Mobile: 973.809.7495
Email: rnardi@louisberger.com