


Volume I

Appendix A - Appendix F

Oahu Community Correctional Center

October 27, 2017

Revised June 26, 2018



Volume I Appendices

Appendix A:
Environmental Impact Statement Preparation Notice (EISPN)

Appendix B:
Overview of the Hawaii Department of Public Safety (PSD)


Appendix C:
Women's Community Correctional Center: Proposed Expansion

Appendix D:
Animal Quarantine Station: Possible Plan for Relocation

Appendix E:
Alternatives Analysis Report

Appendix F:
Interim Architectural Space Program and Site Fit Study


Note: due to its size, Appendix A-1: DEIS Public Review has been added to Volume V and VI.



Appendix A: Environmental Impact Statement Preparation Notice (EISPN) Consultation


Oahu Community Correctional Center

October 27, 2017



Prepared for:
State of Hawaii
Department of Accounting and General Services
Department of Public Safety

Prepared by:



PBR HAWAII

BOARD OF WATER SUPPLY

CITY AND COUNTY OF HONOLULU
630 SOUTH BERETANIA STREET
HONOLULU, HI 96843
www.boardofwatersupply.com



October 20, 2016

KIRK CALDWELL, MAYOR

BRYAN P. ANDAYA, Chair
ADAM C. WONG, Vice Chair
DAVID C. HULIHEE
KAPUA SPROAT
KAY C. MATSUI

ROSS S. SASAMURA, Ex-Officio
FORD N. FUCHIGAMI, Ex-Officio

ERNEST Y. W. LAU, P.E.
Manager and Chief Engineer

ELLEN E. KITAMURA, P.E.
Deputy Manager and Chief Engineer *Ellen*

Mr. Lance Y. Maja, P.E., Coordinator
State of Hawaii
Department of Accounting and General Services
1151 Punchbowl Street, Room 430
Honolulu, Hawaii 96813

RECEIVED
OCT 24
PBR HAWAII

Dear Mr. Maja:

Subject: Your Letter Dated September 16, 2016 Requesting Comments on the Environmental Impact Statement Preparation Notice for the Replacement of the Oahu Community Correctional Center – Tax Map Keys: 1-2-013: 002, 9-9-010: 030, 4-2-003: 004, 024, 025, 026

Thank you for your letter regarding the proposed replacement of the Oahu Community Correctional Center.

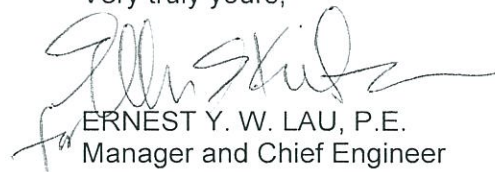
The existing water system is adequate to accommodate the proposed possible facility replacement and relocations. However, please be advised that this information is based upon current data, and therefore, the Board of Water Supply reserves the right to change any position or information stated herein up until the final approval of the building permit application. The final decision on the availability of water will be confirmed when the building permit application is submitted for approval.

Water conservation measures are recommended for proposed developments. These measures include low flow plumbing fixtures, utilization of nonpotable water for irrigation using rain catchment and chiller/air handler condensate, cooling tower conductivity meters and water softening recycling systems, drought tolerant plants, xeriscape landscaping, efficient irrigation systems and the use of Water Sense labeled ultra-low-flow water fixtures and toilets.


When water is made available, the applicant will be required to pay our Water System Facilities Charges for resource development, transmission and daily storage.

If you have any questions, please contact Robert Chun, Project Review Branch of our Water Resources Division at 748-5443.

Very truly yours,


ERNEST Y. W. LAU, P.E.
Manager and Chief Engineer

cc: Vincent Shigekuni, PBR HAWAII & Associates, Inc.



PBR HAWAII

& ASSOCIATES, INC.

10/26/2017

PRINCIPALS

THOMAS S. WITTEN, FASLA
Chairman

R. STAN DUNCAN, ASLA
President

RUSSELL Y. J. CHUNG, FASLA, LEED®AP BD+C
Executive Vice-President

VINCENT SHIGEKUNI
Vice-President

GRANT T. MURAKAMI, AICP, LEED®AP BD+C
Vice-President

TOM SCHNELL, AICP
Principal

KIMI MIKAMI YUEN, LEED®AP BD+C
Principal

W. FRANK BRANDT, FASLA
Chairman Emeritus

ASSOCIATES

RAYMOND T. HIGA, ASLA
Senior Associate

CATIE CULLISON, AICP
Senior Associate

SCOTT MURAKAMI, ASLA, LEED®AP
Associate

DACHENG DONG, LEED®AP
Associate

MARC SHIMATSU, ASLA
Associate

Ernest Y. W. Lau, P.E.
City and County of Honolulu
Board of Water Supply
630 South Beretania Street
Honolulu, HI 96843

SUBJECT: ENVIRONMENTAL IMPACT STATEMENT PREPARATION NOTICE FOR THE REPLACEMENT OF THE O'AHU COMMUNITY CORRECTION CENTER

Dear Mr. Lau,

Thank you for your letter dated October 20, 2016, regarding the Environmental Impact Statement (EIS) Preparation Notice for the Replacement of the O'ahu Community Correctional Center.

As the EIS sub-consultant for the State of Hawai'i Department of Accounting and General Services (DAGS), we have reviewed your comments and offer the following response.

We acknowledge your comment that the existing water system is adequate to support the proposed project based on current data and that the Board of Water Supply reserves the right to change its position up until final approval of the building permit application. We also acknowledge the recommendations for water conservation measures and will consider them for proposed developments.

We value your participation in the environmental review process. Your letter will be included in the Draft EIS.

Sincerely,

PBR HAWAII & Associates, Inc.

HONOLULU OFFICE
1001 Bishop Street, Suite 650
Honolulu, Hawai'i 96813-3484
Tel: (808) 521-5631
Fax: (808) 523-1402
E-mail: sysadmin@pbrhawaii.com

Vincent Shigekuni

cc: Office of Environmental Quality Control
Department of Public Safety
Department of Accounting and General Services

printed on recycled paper

DEPARTMENT OF PLANNING AND PERMITTING
CITY AND COUNTY OF HONOLULU

650 SOUTH KING STREET, 7TH FLOOR • HONOLULU, HAWAII 96813
PHONE: (808) 768-8000 • FAX: (808) 768-6041
DEPT. WEB SITE: www.honolulu.gov • CITY WEB SITE: www.honolulu.gov

KIRK CALDWELL
MAYOR



GEORGE I. ATTA, FAICP
DIRECTOR

ARTHUR D. CHALLACOMBE
DEPUTY DIRECTOR

2016/ELOG-2465(ns)

October 24, 2016

Mr. Vincent Shigekuni
Vice President
PBR HAWAII & Associates, Inc
1001 Bishop Street, Suite 650
Honolulu, Hawaii 96813

RECEIVED
OCT 25
PBR HAWAII

Dear Mr. Shigekuni:

SUBJECT: Environmental Impact Statement Preparation Notice (EISPN) for the replacement of the Oahu Community Correctional Center (OCCC)

This is in response to your letter dated September 16, 2016, soliciting comments on the EISPN for the replacement of the OCCC. The Department of Planning and Permitting (DPP) offers the following comments on the EISPN:

1. Alignment with Long-Range Plans
The Draft Environmental Impact Statement (DEIS) should address how the proposed project is consistent with the objectives and policies of the:
 - a. Oahu General Plan
 - b. Primary Urban Center Development Plan (PUC DP)
 - c. Kalihi Neighborhood TOD Plan (Draft Final)
 - d. Koolaupoko Sustainable Communities Plan
 - e. Kalihi-Palama Action Plan

These plans are available on our website: honolulu.gov.

2. Environmental Justice Communities
The DEIS should address potential impacts on Environmental Justice populations.
3. Section 4.3 Objectives
The DEIS should include as an objective to positively integrate the facility into its host community. Such an objective is consistent with Section 8.1 'Reasons Supporting Determination' of the EISPN, where it is recognized that the project 'may substantially and positively affect the economic or social welfare of the community or state' (item no. 4) and that the project 'will involve secondary impacts, such as population changes or effects to public facilities' (item no. 6).

4. Section 7.0 Alternatives
The DEIS should include a specific set of criteria to evaluate all the different location alternatives (the existing OCCC location, the Halawa Correctional Facility location, and other locations that are identified in Section 7.4). The list of criteria should be developed and vetted by representatives of the State, City, private sector, and the community. The DEIS should also clearly describe how the preferred alternative was determined.
5. Table 3: Summary – Man-Made Environment
Add the following features and pertinent information to Table 3 or include information in existing and planned 'Bus routes' and 'Rail transit' features:
 - a. Proximity to nearest bus stop. For example, the 'Halawa Correctional Facility' box could read as follows: "Between 1.5 to 1.8 miles away (depending on bus routes taken)".
 - b. Proximity to nearest rail station. The 'Existing OCCC' box could read as follows: "Kalihi Station – 0.2 miles; Middle Street Station – 0.3 miles".
6. Table 3: Summary – Man-Made Environment
In 'Rail transit', include the names of the closest stations.
 - a. Existing OCCC - Kalihi and Middle Street Station
 - b. Halawa Correctional Facility - Halawa Station
7. Table 4: Comparison of Alternative Sites – OCCC and Halawa Correctional Facility
Include the feature 'Future zoning' consistent with the Kalihi Neighborhood TOD Plan (Draft Final). Please also include features mentioned in comment number 5.
8. Section 10.0 Consultations
The following agencies should also be consulted in the DEIS:
 - a. Department of Transportation Services
 - b. Honolulu Authority for Rapid Transit
 - c. Department of Community Services
9. Kalihi Neighborhood TOD Plan
Include the Kalihi Neighborhood TOD Plan (Draft Final) Figure 2-4: Land Use Plan as an exhibit.
10. Traffic Impact Analysis Report (TIAR)
The TIAR should address the locations' accessibility by multiple transportation modes, in addition to automobile and transit. This analysis should also consider vulnerable users, pedestrians, and bike safety along access routes to the facility.
11. Sea Level Rise (SLR)
The DEIS should include an analysis of the possible impact of sea level rise on the project sites. If it is likely that sea level rise will increase the risk of flooding during the life of the project structures, the DEIS should discuss how the design of the project and proposed operations at the project site will address that risk

and provide resilience in recovering from any flooding. The national standard for making such project assessments has been developed by the U. S. Army Corps of Engineers (USACE). The USACE issued an Engineering Regulation (ER 1100-2-8162) on December 13, 2013, which provides "guidance for incorporating the direct and indirect physical effects of projected future sea level change across the project life cycle in managing, planning, engineering, designing, constructing, operating, and maintaining USACE projects." The guidance in the regulation can be used as the basis for assessing the "potential relative sea level change" that might be experienced by projects in shoreline areas, and is required to be used for all USACE civil works.

See <http://www.corpsclimate.us/rccslca.cfm> for more details, including use of an online sea-level calculator which can be used to produce Oahu specific projections of sea level rise through 2100.

12. Municipal Sewer System

The municipal sewer system is available and adequate for the replacement of OCCC at its current site. The Sewer Connection Application (SCA) (2016/SCA-1307) has been approved on September 14, 2016. An SCA has been submitted for the proposed OCCC at the Halawa Correctional Facility. However, this SCA is still pending. An SCA will be required for the relocation of women prisoners and reconfiguration of the Women's Community Correctional Facility.


Should you have any questions, please contact Nicola Szibbo of our staff at 768-8045.

Very truly yours,


Arthur D. Challacombe
Acting Director

ADC:js

cc: Department of Accounting and General Services
Attn: Lance Y. Maja, P.E., Coordinator



10/26/2017

PRINCIPALS

THOMAS S. WITTEN, FASLA
Chairman

R. STAN DUNCAN, ASLA
President

RUSSELL Y. J. CHUNG, FASLA, LEED®AP BD+C
Executive Vice-President

VINCENT SHIGEKUNI
Vice-President

GRANT T. MURAKAMI, AICP, LEED®AP BD+C
Vice-President

TOM SCHNELL, AICP
Principal

KIMI MIKAMI YUEN, LEED®AP BD+C
Principal

W. FRANK BRANDT, FASLA
Chairman Emeritus

ASSOCIATES

RAYMOND T. HIGA, ASLA
Senior Associate

CATIE CULLISON, AICP
Senior Associate

SCOTT MURAKAMI, ASLA, LEED®AP
Associate

DACHENG DONG, LEED®AP
Associate

MARC SHIMATSU, ASLA
Associate

Kathy Sokugawa
City and County of Honolulu
Department of Planning & Permitting
650 South King Street, 7th Floor
Honolulu, HI 96813

**SUBJECT: ENVIRONMENTAL IMPACT STATEMENT PREPARATION
NOTICE FOR THE REPLACEMENT OF THE O‘AHU
COMMUNITY CORRECTION CENTER**

Dear Ms. Sokugawa,

Thank you for your letter dated October 24, 2016 (reference no. 2016/ELOG-2465[ns]), regarding the Environmental Impact Statement (EIS) Preparation Notice for the Replacement of the O‘ahu Community Correctional Center.

As the EIS sub-consultant for the State of Hawai‘i Department of Accounting and General Services (DAGS), we have reviewed your comments and offer the following responses.

The Draft EIS will address:

- Alignment with Long-Range Plans;
- Environmental Justice;
- Revisiting project objectives;
- Criteria for evaluating alternatives sites;
- Evaluating alternatives sites for proximity to nearest bus stop and rail station;
- Including names of closest rail stations;
- Including future zoning consistent with TOD Neighborhood Plans;
- Consultations with: Department of Transportation Services, Honolulu Authority for Rapid Transit, and Department of Community Services;
- Traffic Impact Analysis Report;
- Sea Level Rise; and
- Municipal Sewer System.

We value your participation in the environmental review process. Your letter will be included in the Draft EIS.

Sincerely,

PBR HAWAII & Associates, Inc.

HONOLULU OFFICE
1001 Bishop Street, Suite 650
Honolulu, Hawai‘i 96813-3484
Tel: (808) 521-5631
Fax: (808) 523-1402
E-mail: sysadmin@pbrhawaii.com

printed on recycled paper

Ms. Kathy Sokugawa

SUBJECT: ENVIRONMENTAL IMPACT STATEMENT PREPARATION NOTICE FOR THE
REPLACEMENT OF THE O'AHU COMMUNITY CORRECTION CENTER

10/26/2017

Page 2 of 2

A handwritten signature in black ink, appearing to read "Vincent R. Shigekuni". The signature is fluid and cursive, with a large initial "V" and a long, sweeping underline.

Vincent Shigekuni


cc: Office of Environmental Quality Control
Department of Public Safety
Department of Accounting and General Services

O:\Job32\3201.01 OCCC Relocation_Expansion EIS\EIS\EISPN\Responses\DPP - Response.docx

DEPARTMENT OF PARKS & RECREATION
CITY AND COUNTY OF HONOLULU

1000 Uluohia Street, Suite 309, Kapolei, Hawaii 96707
Phone: (808) 768-3003 • Fax: (808) 768-3053
Website: www.honolulu.gov

KIRK CALDWELL
MAYOR



MICHELE K. NEKOTA
DIRECTOR

JEANNE C. ISHIKAWA
DEPUTY DIRECTOR

October 20, 2016

RECEIVED
OCT 24
PBR HAWAII

PBR HAWAII & Associates, inc.
Attn: Mr. Vince Shigekuni, Vice President
1001 Bishop Street, Suite 650
Honolulu, Hawaii 96813

Dear Mr. Shigekuni:

SUBJECT: Replacement of the Oahu Community Correctional Center

Thank you for the opportunity to review and comment on the Environmental Impact Statement Preparation Notice for the replacement of the Oahu Community Correctional Center.

The Department of Parks & Recreation has no comment at this time.

Should you have any questions, please contact Mr. John Reid, Planner at 768-3017.


Sincerely,


(fin) Michele K. Nekota
Director

MKN:jr
(666344)

cc: Lance Y. Maja, Department of Accounting & General Services

W/Oahu Community Correctional Center



PBR HAWAII

& ASSOCIATES, INC.

10/26/2017

PRINCIPALS

THOMAS S. WITTEN, FASLA
Chairman

R. STAN DUNCAN, ASLA
President

RUSSELL Y. J. CHUNG, FASLA, LEED®AP BD+C
Executive Vice-President

VINCENT SHIGEKUNI
Vice-President

GRANT T. MURAKAMI, AICP, LEED®AP BD+C
Vice-President

TOM SCHNELL, AICP
Principal

KIMI MIKAMI YUEN, LEED®AP BD+C
Principal

W. FRANK BRANDT, FASLA
Chairman Emeritus

ASSOCIATES

RAYMOND T. HIGA, ASLA
Senior Associate

CATIE CULLISON, AICP
Senior Associate

SCOTT MURAKAMI, ASLA, LEED®AP
Associate

DACHENG DONG, LEED®AP
Associate

MARC SHIMATSU, ASLA
Associate

Michele K. Nekota, Director
City and County of Honolulu
Department of Parks and Recreation
1000 Uluohia Street, Suite 309
Kapolei, HI 96707

SUBJECT: ENVIRONMENTAL IMPACT STATEMENT PREPARATION NOTICE FOR THE REPLACEMENT OF THE O'AHU COMMUNITY CORRECTION CENTER

Dear Ms. Nekota,

Thank you for your letter dated October 20, 2016, (Reference number: 666344) regarding the Environmental Impact Statement (EIS) Preparation Notice for the Replacement of the O'ahu Community Correctional Center.

As the EIS sub-consultant for the State of Hawai'i Department of Accounting and General Services (DAGS), we have reviewed your comments. We recognize that you have no comments to offer at this time.

We value your participation in the environmental review process. Your letter will be included in the Draft EIS.

Sincerely,

PBR HAWAII & Associates, Inc.

Vincent Shigekuni

cc: Office of Environmental Quality Control
Department of Public Safety
Department of Accounting and General Services

HONOLULU OFFICE
1001 Bishop Street, Suite 650
Honolulu, Hawai'i 96813-3484
Tel: (808) 521-5631
Fax: (808) 523-1402
E-mail: sysadmin@pbrhawaii.com

O:\Job32\3201.01 OCCC Relocation_Expansion EIS\EIS\EISPN\Responses\DPR - Response.docx

printed on recycled paper

DEPARTMENT OF TRANSPORTATION SERVICES
CITY AND COUNTY OF HONOLULU

650 SOUTH KING STREET, 3RD FLOOR
HONOLULU, HAWAII 96813
Phone: (808) 768-8305 • Fax: (808) 768-4730 • Internet: www.honolulu.gov

KIRK CALDWELL
MAYOR



MARK N GARRITY AICP
ACTING DIRECTOR

TP9/16-666367R

October 12, 2016

Mr. Vincent Shigekuni, Vice President
PBR Hawaii & Associates, Inc.
1001 Bishop Street, Suite 650
Honolulu, Hawaii 96813-3484

RECEIVED
OCT 13
PBR HAWAII

Dear Mr. Shigekuni:

SUBJECT: Environmental Impact Statement Preparation Notice for the
Replacement of the Oahu Community Correctional Center,
Honolulu, Oahu, Hawaii

In response to your notice dated September 16, 2016, we have the following
comments:

1. The Draft Environmental Impact Statement should include a discussion on the traffic impacts the project may have on any surrounding City roadways, including short-term impacts during construction and long-term impacts after construction, and measures to mitigate these impacts applying complete streets principles wherever possible.
2. All access driveways to the project site should be designed with the highest pedestrian and bicycle safety measures.
3. All parking needs for the proposed facility (employees and visitors) should be handled on-site.
4. Any damage to the existing roadway caused by the project should be restored to its original or better condition.
5. The area Neighborhood Board, as well as the area residents, businesses, emergency personnel (fire, ambulance and police), Oahu Transit Services, Inc. (TheBus), etc., should be kept apprised of the details of the proposed project and the impacts that the project may have on the adjoining local street area network.

Mr. Vincent Shigekuni, Vice President
October 12, 2016
Page 2

6. Construction materials and equipment should be transferred to and from the project site during off-peak traffic hours (8:30 a.m. to 3:30 p.m.) to minimize any possible disruption to traffic on the local streets.
7. A street usage permit from the City's Department of Transportation Services should be obtained for any construction-related work that may require the temporary closure of any traffic lane on a City street.


Should you have any questions, please contact Renee Yamasaki of my staff at 768-8383.

Very truly yours,



Mark N Garrity AICP
Acting Director

cc: Mr. Lance Y. Maja, Department of Accounting and General Services



PBR HAWAII

& ASSOCIATES, INC.

10/26/2017

PRINCIPALS

THOMAS S. WITTEN, FASLA
Chairman

R. STAN DUNCAN, ASLA
President

RUSSELL Y. J. CHUNG, FASLA, LEED®AP BD+C
Executive Vice-President

VINCENT SHIGEKUNI
Vice-President

GRANT T. MURAKAMI, AICP, LEED®AP BD+C
Vice-President

TOM SCHNELL, AICP
Principal

KIMI MIKAMI YUEN, LEED®AP BD+C
Principal

W. FRANK BRANDT, FASLA
Chairman Emeritus

ASSOCIATES

RAYMOND T. HIGA, ASLA
Senior Associate

CATIE CULLISON, AICP
Senior Associate

SCOTT MURAKAMI, ASLA, LEED®AP
Associate

DACHENG DONG, LEED®AP
Associate

MARC SHIMATSU, ASLA
Associate

Mark Kikuchi
City and County of Honolulu
Department of Transportation Services
650 South King Street, 3rd Floor
Honolulu, HI 96813

SUBJECT: ENVIRONMENTAL IMPACT STATEMENT PREPARATION NOTICE FOR THE REPLACEMENT OF THE O'AHU COMMUNITY CORRECTION CENTER

Dear Mr. Kikuchi,

Thank you for your letter dated October 12, 2016 (reference no. TP9/16-666367R), regarding the Environmental Impact Statement (EIS) Preparation Notice for the Replacement of the O'ahu Community Correctional Center.

As the EIS sub-consultant for the State of Hawai'i Department of Accounting and General Services (DAGS), we have reviewed your comments and offer the following responses.

The Draft EIS will address:

- Traffic impacts on surrounding City roadways;
- Pedestrian and bicycle safety for all access driveways;
- Project parking needs;
- Damages from the construction of the project on existing roadways;
- Community engagement process;
- Scheduling of transporting construction materials and equipment to off-peak hours; and
- The need for a street usage permit in the event of any temporary traffic lane closures during construction.

We value your participation in the environmental review process. Your letter will be included in the Draft EIS.

Sincerely,

PBR HAWAII & Associates, Inc.

Vincent Shigekuni

HONOLULU OFFICE
1001 Bishop Street, Suite 650
Honolulu, Hawai'i 96813-3484
Tel: (808) 521-5631
Fax: (808) 523-1402
E-mail: sysadmin@pbrhawaii.com

printed on recycled paper

Mr. Mark Kikuchi

SUBJECT: ENVIRONMENTAL IMPACT STATEMENT PREPARATION NOTICE FOR
THE REPLACEMENT OF THE O'AHU COMMUNITY CORRECTION CENTER

10/26/2017

Page 2 of 2

cc: Office of Environmental Quality Control
Department of Public Safety
Department of Accounting and General Services

O:\Job32\3201.01 OCCC Relocation_Expansion EIS\EIS\EISPN\Responses\DTS - Response.docx

HONOLULU FIRE DEPARTMENT
CITY AND COUNTY OF HONOLULU

636 South Street
Honolulu, Hawaii 96813-5007
Phone: 808-723-7139 Fax: 808-723-7111 Internet: www.honolulu.gov/hfd

KIRK CALDWELL
MAYOR



MANUEL P. NEVES
FIRE CHIEF

LIONEL CAMARA JR.
DEPUTY FIRE CHIEF

October 6, 2016

RECEIVED
OCT 14
PBR HAWAII

Mr. Vincent Shigekuni
Vice-President
PBR HAWAII & Associates, Inc.
1001 Bishop Street, Suite 650
Honolulu, Hawaii 96813-3484

Dear Mr. Shigekuni:

Subject: Environmental Impact Statement Preparation Notice (EISPN)
Replacement of the Oahu Community Correctional Center (OCCC)
Honolulu, Hawaii

In response to your letter dated September 16, 2016, regarding the above-mentioned subject, the Honolulu Fire Department (HFD) requires that the following be complied with:

1. Fire department access roads shall be provided such that any portion of the facility or any portion of an exterior wall of the first story of the building is located not more than 150 feet from fire department access roads as measured by an approved route around the exterior of the building or facility. (National Fire Protection Association [NFPA] 1; Uniform Fire Code [UFC]TM, 2012 Edition, Sections 18.2.3.2.2 and 18.2.3.2.2.1.)

A fire department access road shall extend to within 50 feet of at least one exterior door that can be opened from the outside and that provides access to the interior of the building. (NFPA 1; UFCTM, 2012 Edition, Section 18.2.3.2.1.)

2. A water supply approved by the county, capable of supplying the required fire flow for fire protection, shall be provided to all premises upon which facilities or buildings, or portions thereof, are hereafter constructed, or moved into or within the county. When any portion of the facility or building is in excess of 150 feet from a water supply on a

Mr. Vincent Shigekuni
Page 2
October 6, 2016

fire apparatus access road, as measured by an approved route around the exterior of the facility or building, on-site fire hydrants and mains capable of supplying the required fire flow shall be provided when required by the AHJ [Authority Having Jurisdiction]. (NFPA 1; UFC™, 2012 Edition, Section 18.3.1, as amended.)

3. The unobstructed width and unobstructed vertical clearance of a fire apparatus access road shall meet county requirements. (NFPA 1; UFC™, 2012 Edition, Section 18.2.3.4.1.1 and 18.2.3.4.1.2, as amended.)
4. Submit civil drawings to the HFD for review and approval.

Should you have questions, please contact Battalion Chief Terry Seelig of our Fire Prevention Bureau at 723-7151 or tseelig@honolulu.gov.


Sincerely,



SOCRATES D. BRATAKOS
Assistant Chief

SDB/SY:bh

cc: Mr. Lance Maja, Department of Accounting
and General Services



10/26/2017

PRINCIPALS

THOMAS S. WITTEN, FASLA
Chairman

R. STAN DUNCAN, ASLA
President

RUSSELL Y. J. CHUNG, FASLA, LEED®AP BD+C
Executive Vice-President

VINCENT SHIGEKUNI
Vice-President

GRANT T. MURAKAMI, AICP, LEED®AP BD+C
Vice-President

TOM SCHNELL, AICP
Principal

KIMI MIKAMI YUEN, LEED®AP BD+C
Principal

W. FRANK BRANDT, FASLA
Chairman Emeritus

ASSOCIATES

RAYMOND T. HIGA, ASLA
Senior Associate

CATIE CULLISON, AICP
Senior Associate

SCOTT MURAKAMI, ASLA, LEED®AP
Associate

DACHENG DONG, LEED®AP
Associate

MARC SHIMATSU, ASLA
Associate

Socrates D. Bratakos
Assistant Chief
Honolulu Fire Department
City and County of Honolulu
636 South Street
Honolulu, HI 96813-5007

**SUBJECT: ENVIRONMENTAL IMPACT STATEMENT PREPARATION
NOTICE FOR THE REPLACEMENT OF THE O'AHU
COMMUNITY CORRECTION CENTER**

Dear Mr. Bratakos,

Thank you for your letter dated October 6, 2016 regarding the Environmental Impact Statement (EIS) Preparation Notice for the Replacement of the O'ahu Community Correctional Center.

As the EIS sub-consultant for the State of Hawai'i Department of Accounting and General Services (DAGS), we have reviewed your comments and offer the following responses.

The Draft EIS will address:

- Fire Department access roads;
- Provisions for fire flow;
- County width and vertical clearance for fire apparatus access roads; and
- Submittal of civil drawings to the Honolulu Fire Department for review and approval.

We value your participation in the environmental review process. Your letter will be included in the Draft EIS.

Sincerely,

PBR HAWAII & Associates, Inc.

Vincent Shigekuni

HONOLULU OFFICE
1001 Bishop Street, Suite 650
Honolulu, Hawai'i 96813-3484
Tel: (808) 521-5631
Fax: (808) 523-1402
E-mail: sysadmin@pbrhawaii.com

printed on recycled paper

Mr. Socrates Bratakos

SUBJECT:ENVIRONMENTAL IMPACT STATEMENT PREPARATION NOTICE FOR THE
REPLACEMENT OF THE O‘AHU COMMUNITY CORRECTION CENTER

10/26/2017


Page 2 of 2

cc: Office of Environmental Quality Control
Department of Public Safety
Department of Accounting and General Services

\\PBRFS04\Data\Shared\Admin\Job32\3201.01 OCCC Relocation_Expansion EIS\EIS\EISPN\Responses\Honolulu Fire Department -
Response.docx

POLICE DEPARTMENT
CITY AND COUNTY OF HONOLULU

801 SOUTH BERETANIA STREET · HONOLULU, HAWAII 96813
TELEPHONE: (808) 529-3111 · INTERNET: www.honoluluupd.org



KIRK CALDWELL
MAYOR

LOUIS M. KEALOHA
CHIEF

MARIE A. McCAULEY
CARY OKIMOTO
DEPUTY CHIEFS

OUR REFERENCE MT-DK

September 29, 2016

Mr. Vincent Shigekuni, Vice President
PBR HAWAII & Associates, Inc.
1001 Bishop Street, Suite 650
Honolulu, Hawaii 96813

Dear Mr. Shigekuni:

This is in response to your agency's letter of September 16, 2016, requesting comments on an Environmental Impact Statement Preparation Notice for the Replacement of the Oahu Community Correctional Center project.

Based on the information provided, this project should have no significant impact on the services or operations of the Honolulu Police Department at this time.

If there are any questions, please call Major Dagan Tsuchida of District 3 (Pearl City) at 723-8803, Major Gordon Gomes of District 4 (Kailua-Kaheohe-Kahuku) at 723-8639, and Major Crizalmer Caraang of District 5 (Kalihi) at 723-8202.


Thank you for the opportunity to review this project.

Sincerely,

LOUIS M. KEALOHA
Chief of Police

By 
MARK TSUYEMURA,
Management Analyst VI
Office of the Chief

cc: Mr. Lance Y. Maja, P.E., Coordinator
Department of Accounting and
General Services



PBR HAWAII

& ASSOCIATES, INC.

10/26/2017

PRINCIPALS

THOMAS S. WITTEN, FASLA
Chairman

R. STAN DUNCAN, ASLA
President

RUSSELL Y. J. CHUNG, FASLA, LEED® AP BD+C
Executive Vice-President

VINCENT SHIGEKUNI
Vice-President

GRANT T. MURAKAMI, AICP, LEED® AP BD+C
Vice-President

TOM SCHNELL, AICP
Principal

KIMI MIKAMI YUEN, LEED® AP BD+C
Principal

W. FRANK BRANDT, FASLA
Chairman Emeritus

ASSOCIATES

RAYMOND T. HIGA, ASLA
Senior Associate

CATIE CULLISON, AICP
Senior Associate

SCOTT MURAKAMI, ASLA, LEED® AP
Associate

DACHENG DONG, LEED® AP
Associate

MARC SHIMATSU, ASLA
Associate

Cary Okimoto
Acting Chief of Police
Honolulu Police Department
801 South Beretania Street
Honolulu, HI 96813

**SUBJECT: ENVIRONMENTAL IMPACT STATEMENT PREPARATION
NOTICE FOR THE REPLACEMENT OF THE O'AHU
COMMUNITY CORRECTION CENTER**

Dear Mr. Okimoto,

Thank you for your letter dated September 29, 2016, (Reference Number: MT-DK) regarding the Environmental Impact Statement (EIS) Preparation Notice for the Replacement of the O'ahu Community Correctional Center.

As the EIS sub-consultant for the State of Hawai'i Department of Accounting and General Services (DAGS), we have reviewed your comments. We recognize that, from the information provided, the above subject should have no significant impact on the services or operations of the Honolulu Police Department.

We value your participation in the environmental review process. Your letter will be included in the Draft EIS.

Sincerely,

PBR HAWAII & Associates, Inc.


Vincent Shigekuni

cc: Office of Environmental Quality Control
Department of Public Safety
Department of Accounting and General Services

HONOLULU OFFICE
1001 Bishop Street, Suite 650
Honolulu, Hawai'i 96813-3484
Tel: (808) 521-5631
Fax: (808) 523-1402
E-mail: sysadmin@pbrhawaii.com

\\PBRFS04\Data\Shared\Admin\Job32\3201.01 OCCC Relocation_Expansion EIS\EIS\EISPN\Responses\HPD - Response.docx

printed on recycled paper



PBR HAWAII

& ASSOCIATES, INC.

10/26/2017

PRINCIPALS

THOMAS S. WITTEN, FASLA
Chairman

R. STAN DUNCAN, ASLA
President

RUSSELL Y. J. CHUNG, FASLA, LEED®AP BD+C
Executive Vice-President

VINCENT SHIGEKUNI
Vice-President

GRANT T. MURAKAMI, AICP, LEED®AP BD+C
Vice-President

TOM SCHNELL, AICP
Principal

KIMI MIKAMI YUEN, LEED®AP BD+C
Principal

W. FRANK BRANDT, FASLA
Chairman Emeritus

ASSOCIATES

RAYMOND T. HIGA, ASLA
Senior Associate

CATIE CULLISON, AICP
Senior Associate

SCOTT MURAKAMI, ASLA, LEED®AP
Associate

DACHENG DONG, LEED®AP
Associate

MARC SHIMATSU, ASLA
Associate

Scott Nakasone
Assistant Division Administrator
State of Hawai'i
Department of Human Services
820 Mililani Street, Suite 606
Honolulu, HI 96813

**SUBJECT: ENVIRONMENTAL IMPACT STATEMENT PREPARATION
NOTICE FOR THE REPLACEMENT OF THE O'AHU
COMMUNITY CORRECTION CENTER**

Dear Mr. Nakasone,

Thank you for your letter dated September 26, 2016, (Reference Number: 16-0475) regarding the Environmental Impact Statement (EIS) Preparation Notice for the Replacement of the O'ahu Community Correctional Center.

As the EIS sub-consultant for the State of Hawai'i Department of Accounting and General Services (DAGS), we have reviewed your comments. We recognize that DHS has no comment to offer at this time.

We value your participation in the environmental review process. Your letter will be included in the Draft EIS.

Sincerely,

PBR HAWAII & Associates, Inc.

Vincent Shigekuni

HONOLULU OFFICE
1001 Bishop Street, Suite 650
Honolulu, Hawai'i 96813-3484
Tel: (808) 521-5631
Fax: (808) 523-1402
E-mail: sysadmin@pbrhawaii.com

cc: Office of Environmental Quality Control
Department of Public Safety
Department of Accounting and General Services

\\PBRFS04\Data\Shared\Admin\Job32\3201.01 OCCC Relocation_Expansion EIS\EIS\EISPN\Responses\DHS - Response.docx

DAVID Y. IGE
GOVERNOR OF HAWAII



SUZANNE D. CASE
CHAIRPERSON
BOARD OF LAND AND NATURAL RESOURCES
COMMISSION ON WATER RESOURCE
MANAGEMENT

STATE OF HAWAII
DEPARTMENT OF LAND AND NATURAL RESOURCES
LAND DIVISION

POST OFFICE BOX 621
HONOLULU, HAWAII 96809

October 21, 2016

RECEIVED
OCT 24
PBR HAWAII

State of Hawai'i
DAGS Public Works Division, Planning Branch
Attention: Mr. Lance Maja, P.E, Coordinator
1151 Punchbowl Street, Room 430
Honolulu, HI 96813

via email: lance.y.maja@hawaii.gov

Dear Maja:

SUBJECT: Replacement of the Oahu Community Correctional Center

Thank you for the opportunity to review and comment on the subject matter. The Department of Land and Natural Resources' (DLNR) Land Division distributed or made available a copy of your report pertaining to the subject matter to DLNR Divisions for their review and comments.

At this time, enclosed are comments from the (a) Engineering Division and (b) Land Division – Oahu District on the subject matter. Should you have any questions, please feel free to call Lydia Morikawa at 587-0410. Thank you.

Sincerely,

A handwritten signature in blue ink, appearing to read "Russell Y. Tsuji".

Russell Y. Tsuji
Land Administrator

Enclosure(s)

cc: Central Files

Mr. Vincent Shigekuni; PBR HAWAII & Associates, Inc.



STATE OF HAWAII
DEPARTMENT OF LAND AND NATURAL RESOURCES
LAND DIVISION

POST OFFICE BOX 621
HONOLULU, HAWAII 96809

September 23, 2016

MEMORANDUM

2016 SEP 28 PM 3:57
DEPT. OF LAND & NATURAL RESOURCES
STATE OF HAWAII
REGISTERED PROFESSIONAL ENGINEERING
LAND DIVISION

TO: *FR.*

DLNR Agencies:

- Div. of Aquatic Resources
- Div. of Boating & Ocean Recreation
- Engineering Division**
- Div. of Forestry & Wildlife
- Div. of State Parks
- Commission on Water Resource Management
- Office of Conservation & Coastal Lands
- Land Division – Oahu District
- Historic Preservation

FROM: *TO:* Russell Y. Tsuji, Land Administrator
 SUBJECT: Replacement of the Oahu Community Correctional Center
 LOCATION: Various; Island of Oahu; TMK No. (1) various
 APPLICANT: State Department of Accounting and General Services

Transmitted for your review and comment is information on the above-referenced project. We would appreciate your comments on this project. Please submit any comments by **October 20, 2016**.

The DEA can be found on-line at: <http://health.hawaii.gov/oeqc/> (Click on the Current Environmental Notice under Quick Links on the right.)

If no response is received by this date, we will assume your agency has no comments. If you have any questions about this request, please contact Lydia Morikawa at 587-0410. Thank you.

Attachments

- We have no objections.
- We have no comments.
- Comments are attached.

Signed: *Carty S. Chang*
 Print Name: **Carty S. Chang, Chief Engineer**
 Date: 9/28/16

cc: Central Files

**DEPARTMENT OF LAND AND NATURAL RESOURCES
ENGINEERING DIVISION**

To: Land Division

Ref: Replacement of the Oahu Community Correctional Center Various, Oahu

COMMENTS

The rules and regulations of the National Flood Insurance Program (NFIP), Title 44 of the Code of Federal Regulations (44CFR), are in effect when development falls within a designated Flood Hazard.

The owner or the project property and/or their representative is responsible to research the Flood Hazard Zone designation for the project. Flood Hazard Zone designations can be found using the Flood Insurance Rate Map (FIRM), which can be accessed through the Flood Hazard Assessment Tool (FHAT) (<http://gis.hawaiiinfip.org/FHAT>).


National Flood Insurance Program establishes the rules and regulations of the NFIP - Title 44 of the Code of Federal Regulations (44CFR). The NFIP Zone X is a designation where there is no perceived flood impact. Therefore, the NFIP does not regulate any development within a Zone X designation.

Be advised that 44CFR reflects the minimum standards as set forth by the NFIP. Local community flood ordinances may take precedence over the NFIP standards as local designations prove to be more restrictive. If there are questions regarding the local flood ordinances, please contact the applicable County NFIP Coordinators below:

- Oahu: City and County of Honolulu, Department of Planning and Permitting (808) 768-8098.
- Hawaii Island: County of Hawaii, Department of Public Works (808) 961-8327.
- Maui/Molokai/Lanai County of Maui, Department of Planning (808) 270-7253.
- Kauai: County of Kauai, Department of Public Works (808) 241-4846.

The applicant should include water demands and infrastructure required to meet project needs. Please note that the projects within State lands requiring water service from their local Department/Board of Water Supply system will be required to pay a resource development charge, in addition to Water Facilities Charges for transmission and daily storage.

The applicant is required to provide water demands and calculations to the Engineering Division so it can be included in the State Water Projects Plan Update projections.

Signed: 
CARTY S. CHANG, CHIEF ENGINEER

Date: 01/20/11



STATE OF HAWAII
DEPARTMENT OF LAND AND NATURAL RESOURCES
LAND DIVISION

POST OFFICE BOX 621
HONOLULU, HAWAII 96809

September 23, 2016

MEMORANDUM

RECEIVED
LAND DIVISION
2016 OCT 10 AM 10:30
DEPT. OF LAND &
NATURAL RESOURCES
STATE OF HAWAII

FROM TO:

DLNR Agencies:

- Div. of Aquatic Resources
- Div. of Boating & Ocean Recreation
- Engineering Division
- Div. of Forestry & Wildlife
- Div. of State Parks
- Commission on Water Resource Management
- Office of Conservation & Coastal Lands
- Land Division – Oahu District
- Historic Preservation

TO: FROM: Russell Y. Tsuji, Land Administrator
 SUBJECT: Replacement of the Oahu Community Correctional Center
 LOCATION: Various; Island of Oahu; TMK No. (1) various
 APPLICANT: State Department of Accounting and General Services

Transmitted for your review and comment is information on the above-referenced project. We would appreciate your comments on this project. Please submit any comments by **October 20, 2016**.

The DEA can be found on-line at: <http://health.hawaii.gov/oeqc/> (Click on the Current Environmental Notice under Quick Links on the right.)

If no response is received by this date, we will assume your agency has no comments. If you have any questions about this request, please contact Lydia Morikawa at 587-0410. Thank you.

Attachments

- We have no objections.
- We have no comments.
- Comments are attached.

Signed: T. Chee


Print Name: Tony Chee

Date: Oct. 10, 2016

cc: Central Files

Comments

Subsequent to the selection process of Oahu Community Correction Center to a new site, Land Board approval will be required for the cancellation of the existing Executive Orders that have set aside the land for the present site. At that time, Land Board approval may also be requested for the setting aside of land for the new site.



10/26/2017

PRINCIPALS

THOMAS S. WITTEN, FASLA
Chairman

R. STAN DUNCAN, ASLA
President

RUSSELL Y. J. CHUNG, FASLA, LEED®AP BD+C
Executive Vice-President

VINCENT SHIGEKUNI
Vice-President

GRANT T. MURAKAMI, AICP, LEED®AP BD+C
Vice-President

TOM SCHNELL, AICP
Principal

KIMI MIKAMI YUEN, LEED®AP BD+C
Principal

W. FRANK BRANDT, FASLA
Chairman Emeritus

Mr. Russell Tsuji, Administrator
State of Hawai'i
Department of Land and Natural Resources
Land Division
Post Office Box 621
Honolulu, HI 96809

**SUBJECT: ENVIRONMENTAL IMPACT STATEMENT PREPARATION
NOTICE FOR THE REPLACEMENT OF THE O'AHU COMMUNITY
CORRECTION CENTER**

Dear Mr. Tsuji,

Thank you for your letter dated October 21, 2016, regarding the Environmental Impact Statement (EIS) Preparation Notice for the Replacement of the O'ahu Community Correctional Center (OCCC).

ASSOCIATES

RAYMOND T. HIGA, ASLA
Senior Associate

CATIE CULLISON, AICP
Senior Associate

SCOTT MURAKAMI, ASLA, LEED®AP
Associate

DACHENG DONG, LEED®AP
Associate

MARC SHIMATSU, ASLA
Associate

As the EIS sub-consultant for the State of Hawai'i Department of Accounting and General Services (DAGS), we have reviewed the comments from the Land Division and the Engineering Division. The Draft EIS will address the following:

- In the event that OCCC is moved to a new site, Land Board approval will be required for the cancellation of the existing Executive Orders (E.O.'s) that have set aside the land for the present site.
- In the event that OCCC is moved to a property under the jurisdiction of the DLNR Land Division, then Land Board approval for a new E.O. may also be requested for the setting aside of other State land for the new OCCC site.
- The Flood Hazard Zone designation for each site being considered for the relocation of the OCCC.
- The water demands and infrastructure required to meet project needs.
- The provision of water demands and calculations to the DLNR Engineering Division so it can be included in the State Water Projects Plan Update projections.

We value your participation in the environmental review process. Your letter will be included in the Draft EIS.

Sincerely,

PBR HAWAII & Associates, Inc.

Vincent Shigekuni

HONOLULU OFFICE
1001 Bishop Street, Suite 650
Honolulu, Hawai'i 96813-3484
Tel: (808) 521-5631
Fax: (808) 523-1402
E-mail: sysadmin@pbrhawaii.com

printed on recycled paper

Ms. Russell Tsuji

SUBJECT: ENVIRONMENTAL IMPACT STATEMENT PREPARATION NOTICE FOR THE
REPLACEMENT OF THE O'AHU COMMUNITY CORRECTION CENTER

10/26/2017


Page 2 of 2

cc: Office of Environmental Quality Control
Department of Public Safety
Department of Accounting and General Services

O:\Job32\3201.01 OCCC Relocation_Expansion EIS\EIS\EISPN\Responses\DLNR - Response.docx

DAVID Y. IGE
Governor

SHAN S. TSUTSUI
Lt. Governor



SCOTT E. ENRIGHT
Chairperson, Board of Agriculture

PHYLLIS SHIMABUKURO-GEISER
Deputy to the Chairperson

State of Hawaii
DEPARTMENT OF AGRICULTURE
1428 South King Street
Honolulu, Hawaii 96814-2512
Phone: (808) 973-9600 FAX: (808) 973-9613

October 20, 2016

Mr. Lance Y. Maja, P.E. Coordinator
Department of Accounting and General Services
Kalanimoku Building
1151 Punchbowl Street, Room 430
Honolulu, Hawaii 96813

Dear Mr. Maja:

Subject: Environmental Impact Statement Preparation Notice (EISPN)
Replacement of the Oahu Community Correctional Center (OCCC)

Thank you for the opportunity to review and comment on the subject document. As we understand it, two alternative sites for OCCC are currently being considered – the existing 16-acre site in Kalihi and a portion of the 31-acre site where Halawa Correctional Facility is located in Halawa Valley. A siting process to identify other potential alternative sites has yet to be developed, however, general guidelines are to include: location of alternative sites relative to living location of employees, proximity to the First Circuit Court in downtown Honolulu, and distance to medical facilities.

We will provide further comments and recommendations upon our review of the Draft EIS.


Sincerely,

A handwritten signature in black ink, appearing to read "Scott E. Enright".

Scott E. Enright, Chairperson
Board of Agriculture

c: Mr. Vince Shigekuni,
PBR HAWAII & Associates, Inc.





PBR HAWAII

& ASSOCIATES, INC.

10/26/2017

PRINCIPALS

THOMAS S. WITTEN, FASLA
Chairman

R. STAN DUNCAN, ASLA
President

RUSSELL Y. J. CHUNG, FASLA, LEED®AP BD+C
Executive Vice-President

VINCENT SHIGEKUNI
Vice-President

GRANT T. MURAKAMI, AICP, LEED®AP BD+C
Vice-President

TOM SCHNELL, AICP
Principal

KIMI MIKAMI YUEN, LEED®AP BD+C
Principal

W. FRANK BRANDT, FASLA
Chairman Emeritus

ASSOCIATES

RAYMOND T. HIGA, ASLA
Senior Associate

CATIE CULLISON, AICP
Senior Associate

SCOTT MURAKAMI, ASLA, LEED®AP
Associate

DACHENG DONG, LEED®AP
Associate

MARC SHIMATSU, ASLA
Associate

Mr. Scott Enright, Chairperson
State of Hawai'i
Department of Agriculture
1428 S. King Street
Honolulu, HI 96814-2512

**SUBJECT: ENVIRONMENTAL IMPACT STATEMENT PREPARATION
NOTICE FOR THE REPLACEMENT OF THE O'AHU
COMMUNITY CORRECTION CENTER**

Dear Mr. Enright,

Thank you for your letter dated October 20, 2016, regarding the Environmental Impact Statement (EIS) Preparation Notice for the Replacement of the O'ahu Community Correctional Center.

As the EIS sub-consultant for the State of Hawai'i Department of Accounting and General Services (DAGS), we have reviewed your comments. We recognize that the Department of Agriculture will provide further comments and recommendations upon review of the Draft EIS.

We value your participation in the environmental review process. Your letter will be included in the Draft EIS.

Sincerely,

PBR HAWAII & Associates, Inc.

Vincent Shigekuni

HONOLULU OFFICE
1001 Bishop Street, Suite 650
Honolulu, Hawai'i 96813-3484
Tel: (808) 521-5631
Fax: (808) 523-1402
E-mail: sysadmin@pbrhawaii.com

cc: Office of Environmental Quality Control
Department of Public Safety
Department of Accounting and General Services

O:\Job32\3201.01 OCCC Relocation_Expansion EIS\EIS\EISPN\Responses\DOA - Response.docx

DAVID Y. IGE
GOVERNOR



ARTHUR J. LOGAN
MAJOR GENERAL
ADJUTANT GENERAL

KENNETH S. HARA
BRIGADIER GENERAL
DEPUTY ADJUTANT GENERAL

STATE OF HAWAII
DEPARTMENT OF DEFENSE
OFFICE OF THE ADJUTANT GENERAL
3949 DIAMOND HEAD ROAD
HONOLULU, HAWAII 96816-4495

September 27, 2016

PBR Hawaii & Associates, Inc.
1001 Bishop Street, Suite 650
Honolulu, Hawaii 96813

Attn.: Mr. Vincent Shigekuni, Vice President

Subject: Environmental Impact Statement Preparation Notice (EISPN) for the
Replacement of the Oahu Community Correctional Center (OCCC)

Dear Mr. Shigekuni:


Thank you for the opportunity to comment on the above project. The State of Hawaii
Department of Defense has no comments to offer relative to the project.

If you have any questions or concerns, please have your staff contact Mr. Lloyd Maki, Assistant
Chief Engineering Officer at (808) 733-4250.

Sincerely,

NEAL S. MITSUYOSHI
Colonel, Hawaii National Guard
Chief Engineering Officer

c: Ms. Havinne Okamura, Hawaii Emergency Management Agency
Mr. Lance Maja, P.E., Coordinator, Department of Accounting and General Services,
Planning Branch



PBR HAWAII

& ASSOCIATES, INC.

10/26/2017

PRINCIPALS

THOMAS S. WITTEN, FASLA
Chairman

R. STAN DUNCAN, ASLA
President

RUSSELL Y. J. CHUNG, FASLA, LEED®AP BD+C
Executive Vice-President

VINCENT SHIGEKUNI
Vice-President

GRANT T. MURAKAMI, AICP, LEED®AP BD+C
Vice-President

TOM SCHNELL, AICP
Principal

KIMI MIKAMI YUEN, LEED®AP BD+C
Principal

W. FRANK BRANDT, FASLA
Chairman Emeritus

ASSOCIATES

RAYMOND T. HIGA, ASLA
Senior Associate

CATIE CULLISON, AICP
Senior Associate

SCOTT MURAKAMI, ASLA, LEED®AP
Associate

DACHENG DONG, LEED®AP
Associate

MARC SHIMATSU, ASLA
Associate

Neal S. Mitsuyoshi
Colonel, Chief Engineering Officer
Department of Defense
Office of the Adjutant General
3949 Diamond Head Road
Honolulu, HI 96816-4495

**SUBJECT: ENVIRONMENTAL IMPACT STATEMENT PREPARATION
NOTICE FOR THE REPLACEMENT OF THE O'AHU
COMMUNITY CORRECTION CENTER**

Dear Col. Mitsuyoshi,

Thank you for your letter dated September 27, 2016, regarding the Environmental Impact Statement (EIS) Preparation Notice for the Replacement of the O'ahu Community Correctional Center.

As the EIS sub-consultant for the State of Hawai'i Department of Accounting and General Services (DAGS), we have reviewed your comments. We recognize that the State of Hawai'i Department of Defense has no comments to offer at this time.

We value your participation in the environmental review process. Your letter will be included in the Draft EIS.

Sincerely,

PBR HAWAII & Associates, Inc.

Vincent Shigekuni

HONOLULU OFFICE
1001 Bishop Street, Suite 650
Honolulu, Hawai'i 96813-3484
Tel: (808) 521-5631
Fax: (808) 523-1402
E-mail: sysadmin@pbrhawaii.com

cc: Office of Environmental Quality Control
Department of Public Safety
Department of Accounting and General Services

O:\Job32\3201.01 OCCC Relocation_Expansion EIS\EIS\EISPN\Responses\DOD - Response.docx

printed on recycled paper

DAVID Y. IGE
GOVERNOR OF HAWAII



VIRGINIA PRESSLER, M.D.
DIRECTOR OF HEALTH

STATE OF HAWAII
DEPARTMENT OF HEALTH
P. O. BOX 3378
HONOLULU, HI 96801-3378

In reply, please refer to:
File:

EPO 16-335

October 12, 2016

Mr. Vincent Shigekuni
PBR Hawaii & Associates, Inc.
1001 Bishop Street, Suite 650
Honolulu, Hawaii 96813
Email: OCCC@pbrhawaii.com

RECEIVED
OCT 17
PBR HAWAII

Dear Mr. Shigekuni:

SUBJECT: Environmental Impact Statement Preparation Notice (EISPN) for Replacement of the Oahu Community Correctional Center, Oahu
TMK: (1) 1-2-013: 002; (1) 9-9-010: 030 (por); (1) 4-2-003: 004, 024, 025, 026

The Department of Health (DOH), Environmental Planning Office (EPO), acknowledges receipt of your EISPN to our office via the OEQC link:

http://oeqc.doh.hawaii.gov/Shared%20Documents/EA_and_EIS_Online_Library/Oahu/2010s/2016-09-23-OA-5B-EISPN-Replacement-of-Oahu-Community-Correctional-Center.pdf

We understand from the OEQC publication form project summary that the current Oahu Community Correctional Center (OCCC) is located in Kalihi on an approximately 16-acre parcel (TMK 1- 2-013:002) at the south west corner of Kamehameha Highway/Dillingham Boulevard and Pu'u hale Road. The OCCC serves the Island of O'ahu and acts as the local detention center for the First Circuit Court. OCCC is Public Safety Department's largest detention facility and it is in immediate need of replacement.

Currently, two sites serving a corrections function are under consideration for the replacement facility: 1) the current OCCC site; and 2) a portion of the Halawa Correctional Facility (TMK (1) 9-9-010: 030 (por)). Both locations vary in land area, and preliminary site planning and layout will be conducted to determine the type and configuration of facilities that could be accommodated at each location to address the required space program (area requirements); and whether the necessary facilities could be accommodated via a low-rise (one- to two-stories) campus arrangement or multi-story (mid- or high-rise) development.

The proposed action may affect the Laumaka Work Furlough Center (LWFC) and accommodations needed for the maximization of Oahu's community-based programs for adult males transitioning back to the community. The proposed action will also relocate female prisoners to a separate facility. This may involve reconfiguring the existing Women's Community Correctional Center (WCCC) at (TMK (1) 4-2-003:004, 024,025,026) Olomana, Kailua.

In the development and implementation of all projects, EPO strongly recommends regular review of State and Federal environmental health land use guidance. State standard comments and available strategies to support sustainable and healthy design are provided at: <http://health.hawaii.gov/epo/landuse>. Projects are required to adhere to all applicable standard comments. EPO has recently updated the environmental Geographic Information System (GIS) website page. It now compiles various maps and viewers from our environmental health programs. The eGIS website page is continually updated so please visit it regularly at: <http://health.hawaii.gov/epo/egis>.

Mr. Vincent Shigekuni
Page 2
October 12, 2016

EPO also encourages you to examine and utilize the Hawaii Environmental Health Portal at: <https://eha-cloud.doh.hawaii.gov>. This site provides links to our e-Permitting Portal, Environmental Health Warehouse, Groundwater Contamination Viewer, Hawaii Emergency Response Exchange, Hawaii State and Local Emission Inventory System, Water Pollution Control Viewer, Water Quality Data, Warnings, Advisories and Postings.

We suggest you review the requirements of the Clean Water Branch (HAR, Section 11-54-1.1, -3, 4-8) and/or the National Pollutant Discharge Elimination System (NPDES) permit (HAR, Chapter 11-55) at: <http://health.hawaii.gov/cwb>. If you have any questions, please contact the Clean Water Branch, Engineering Section at (808) 586-4309 or cleanwaterbranch@doh.hawaii.gov. If your project involves waters of the U.S., it is highly recommended that you contact the Army Corps of Engineers, Regulatory Branch at: (808) 835-4303.

In order to better protect public health and the environment, the U.S. Environmental Protection Agency (EPA) has developed a new environmental justice (EJ) mapping and screening tool called EJSCREEN. It is based on nationally consistent data and combines environmental and demographic indicators in maps and reports. EPO encourages you to explore, launch and utilize this powerful tool in planning your project. The EPA EJSCREEN tool is available at: <http://www.epa.gov/ejscreen>.

We request that you utilize all of this information on your proposed project to increase sustainable, innovative, inspirational, transparent and healthy design. Thank you for the opportunity to comment.

Mahalo nui loa,



Laura Leialoha Phillips McIntyre, AICP
Program Manager, Environmental Planning Office

LM:nn

Attachment 1: U.S. EPA EJSCREEN - Oahu Community Correctional Center, Kalihi
Attachment 2: U.S. EPA EJSCREEN - Halawa Correctional Facility, Halawa
Attachment 3: U.S. EPA EJSCREEN – Women’s Community Correctional Center, Kailua

c: Lance Maja, DAGS {via email: lance.y.maja@hawaii.gov}
DOH: CWB {via email only}



EJSCREEN Report (Version 2016)



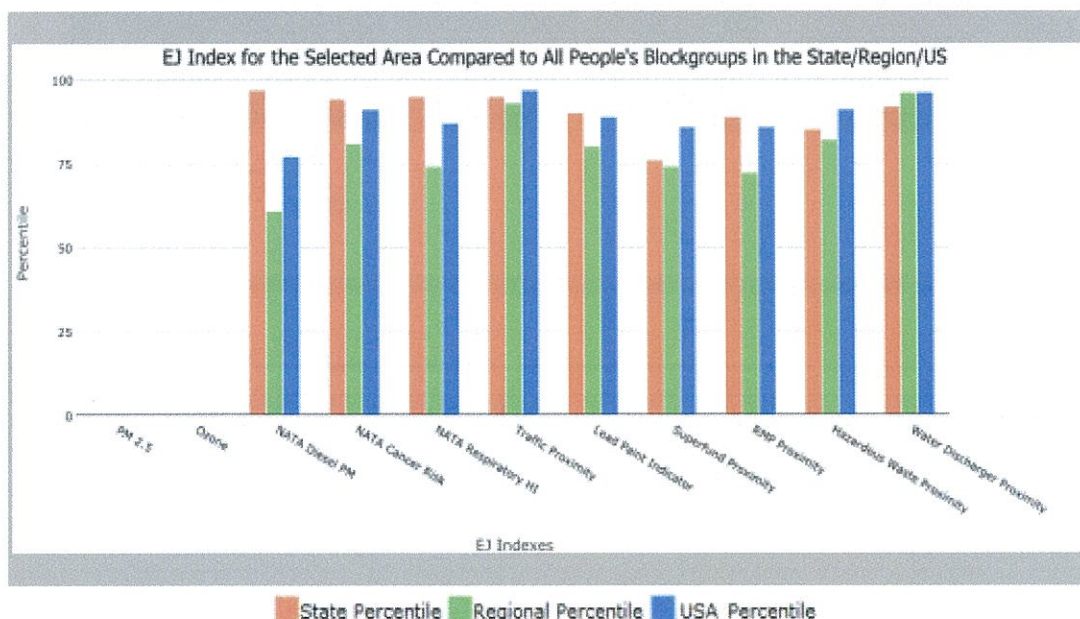
1 mile Ring Centered at 21.330435, -157.884772, HAWAII, EPA Region 9

Approximate Population: 26,148

Input Area (sq. miles): 3.14

OCCC, Kalihi (The study area contains 2 blockgroup(s) with zero population.)

Selected Variables	State Percentile	EPA Region Percentile	USA Percentile
EJ Indexes			
EJ Index for PM2.5	N/A	N/A	N/A
EJ Index for Ozone	N/A	N/A	N/A
EJ Index for NATA [*] Diesel PM	97	61	77
EJ Index for NATA [*] Air Toxics Cancer Risk	94	81	91
EJ Index for NATA [*] Respiratory Hazard Index	95	74	87
EJ Index for Traffic Proximity and Volume	95	93	97
EJ Index for Lead Paint Indicator	90	80	89
EJ Index for Superfund Proximity	76	74	86
EJ Index for RMP Proximity	89	72	86
EJ Index for Hazardous Waste Proximity [*]	85	82	91
EJ Index for Water Discharger Proximity	92	96	96



This report shows the values for environmental and demographic indicators and EJSCREEN indexes. It shows environmental and demographic raw data (e.g., the estimated concentration of ozone in the air), and also shows what percentile each raw data value represents. These percentiles provide perspective on how the selected block group or buffer area compares to the entire state, EPA region, or nation. For example, if a given location is at the 95th percentile nationwide, this means that only 5 percent of the US population has a higher block group value than the average person in the location being analyzed. The years for which the data are available, and the methods used, vary across these indicators. Important caveats and uncertainties apply to this screening-level information, so it is essential to understand the limitations on appropriate interpretations and applications of these indicators. Please see EJSCREEN documentation for discussion of these issues before using reports.

1 mile Ring Centered at 21.330435,-157.884772, HAWAII, EPA Region 9

Approximate Population: 26,148

Input Area (sq. miles): 3.14

OCCC, Kalihi (The study area contains 2 blockgroup(s) with zero population.)



Sites reporting to EPA	
Superfund NPL	0
Hazardous Waste Treatment, Storage, and Disposal Facilities (TSDF)	0
National Pollutant Discharge Elimination System (NPDES)	0



EJSCREEN Report (Version 2016)



1 mile Ring Centered at 21.330435,-157.884772, HAWAII, EPA Region 9

Approximate Population: 26,148

Input Area (sq. miles): 3.14

OCDC, Kalihi (The study area contains 2 blockgroup(s) with zero population.)

Selected Variables	Value	State Avg.	%ile in State	EPA Region Avg.	%ile in EPA Region	USA Avg.	%ile in USA
Environmental Indicators							
Particulate Matter (PM 2.5 in $\mu\text{g}/\text{m}^3$)	N/A	N/A	N/A	9.37	N/A	9.32	N/A
Ozone (ppb)	N/A	N/A	N/A	51	N/A	47.4	N/A
NATA* Diesel PM ($\mu\text{g}/\text{m}^3$)	0.45	0.149	94	0.978	<50th	0.937	<50th
NATA* Cancer Risk (lifetime risk per million)	51	34	93	43	80-90th	40	80-90th
NATA* Respiratory Hazard Index	1.9	1	92	2	<50th	1.8	60-70th
Traffic Proximity and Volume (daily traffic count/distance to road)	3200	990	91	1100	89	590	96
Lead Paint Indicator (% Pre-1960 Housing)	0.3	0.16	77	0.24	64	0.3	60
Superfund Proximity (site count/km distance)	0.08	0.098	65	0.15	55	0.13	59
RMP Proximity (facility count/km distance)	0.29	0.19	85	0.57	58	0.43	65
Hazardous Waste Proximity* (facility count/km distance)	0.14	0.14	77	0.14	74	0.11	80
Water Discharger Proximity (facility count/km distance)	0.64	0.34	84	0.2	94	0.31	88
Demographic Indicators							
Demographic Index	67%	52%	89	47%	77	36%	86
Minority Population	97%	77%	91	58%	92	37%	95
Low Income Population	37%	26%	75	36%	56	35%	59
Linguistically Isolated Population	25%	6%	95	9%	90	5%	95
Population With Less Than High School Education	24%	9%	96	17%	70	14%	82
Population Under 5 years of age	7%	6%	61	7%	55	6%	59
Population over 64 years of age	13%	15%	41	13%	61	14%	52

* The National-Scale Air Toxics Assessment (NATA) is EPA's ongoing, comprehensive evaluation of air toxics in the United States. EPA developed the NATA to prioritize air toxics, emission sources, and locations of interest for further study. It is important to remember that NATA provides broad estimates of health risks over geographic areas of the country, not definitive risks to specific individuals or locations. More information on the NATA analysis can be found at: <https://www.epa.gov/national-air-toxics-assessment>.

+ The hazardous waste environmental indicator and the corresponding EJ index will appear as N/A if there are no hazardous waste facilities within 50 km of a selected location.

For additional information, see: www.epa.gov/environmentaljustice

EJSCREEN is a screening tool for pre-decisional use only. It can help identify areas that may warrant additional consideration, analysis, or outreach. It does not provide a basis for decision-making, but it may help identify potential areas of EJ concern. Users should keep in mind that screening tools are subject to substantial uncertainty in their demographic and environmental data, particularly when looking at small geographic areas. Important caveats and uncertainties apply to this screening-level information, so it is essential to understand the limitations on appropriate interpretations and applications of these indicators. Please see EJSCREEN documentation for discussion of these issues before using reports. This screening tool does not provide data on every environmental impact and demographic factor that may be relevant to a particular location. EJSCREEN outputs should be supplemented with additional information and local knowledge before taking any action to address potential EJ concerns.



EJSCREEN Report (Version 2016)



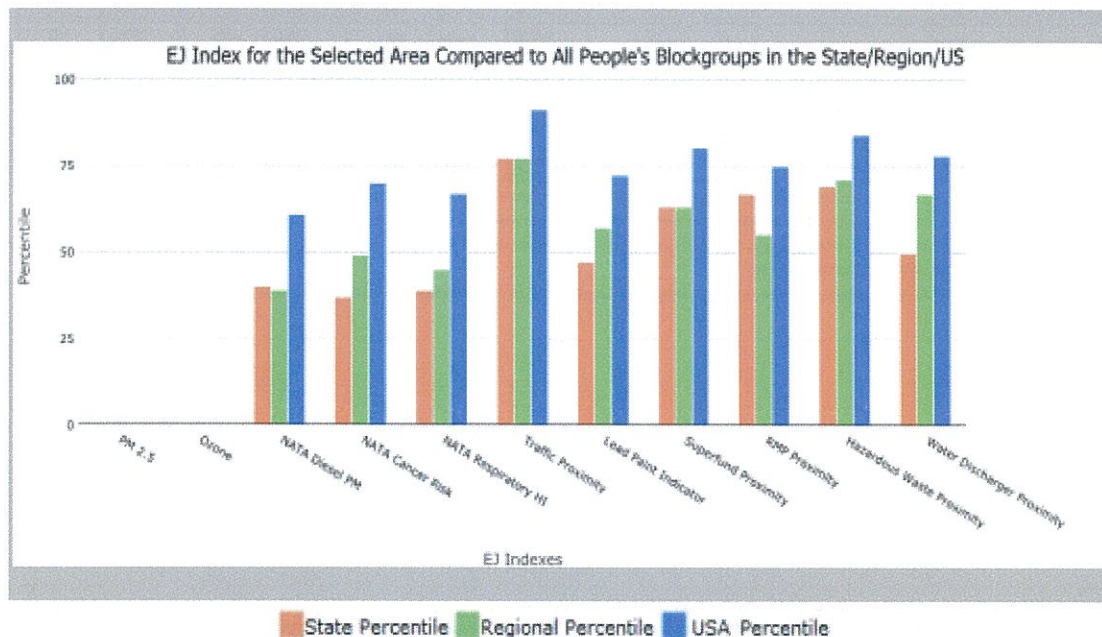
1 mile Ring Centered at 21.374257,-157.899326, HAWAII, EPA Region 9

Approximate Population: 6,769

Input Area (sq. miles): 3.14

Halawa Correctional Facility

Selected Variables	State Percentile	EPA Region Percentile	USA Percentile
EJ Indexes			
EJ Index for PM2.5	N/A	N/A	N/A
EJ Index for Ozone	N/A	N/A	N/A
EJ Index for NATA* Diesel PM	40	39	61
EJ Index for NATA* Air Toxics Cancer Risk	37	49	70
EJ Index for NATA* Respiratory Hazard Index	39	45	67
EJ Index for Traffic Proximity and Volume	77	77	91
EJ Index for Lead Paint Indicator	47	57	72
EJ Index for Superfund Proximity	63	63	80
EJ Index for RMP Proximity	67	55	75
EJ Index for Hazardous Waste Proximity*	69	71	84
EJ Index for Water Discharger Proximity	50	67	78



This report shows the values for environmental and demographic indicators and EJSCREEN indexes. It shows environmental and demographic raw data (e.g., the estimated concentration of ozone in the air), and also shows what percentile each raw data value represents. These percentiles provide perspective on how the selected block group or buffer area compares to the entire state, EPA region, or nation. For example, if a given location is at the 95th percentile nationwide, this means that only 5 percent of the US population has a higher block group value than the average person in the location being analyzed. The years for which the data are available, and the methods used, vary across these indicators. Important caveats and uncertainties apply to this screening-level information, so it is essential to understand the limitations on appropriate interpretations and applications of these indicators. Please see EJSCREEN documentation for discussion of these issues before using reports.

EJSCREEN Report (Version 2016)



1 mile Ring Centered at 21.374257, -157.899326, HAWAII, EPA Region 9

Approximate Population: 6,769

Input Area (sq. miles): 3.14

Halawa Correctional Facility

Selected Variables	Value	State Avg.	%ile in State	EPA Region Avg.	%ile in EPA Region	USA Avg.	%ile in USA
Environmental Indicators							
Particulate Matter (PM 2.5 in $\mu\text{g}/\text{m}^3$)	N/A	N/A	N/A	9.37	N/A	9.32	N/A
Ozone (ppb)	N/A	N/A	N/A	51	N/A	47.4	N/A
NATA* Diesel PM ($\mu\text{g}/\text{m}^3$)	0.0655	0.149	41	0.978	<50th	0.937	<50th
NATA* Cancer Risk (lifetime risk per million)	32	34	52	43	<50th	40	<50th
NATA* Respiratory Hazard Index	0.9	1	50	2	<50th	1.8	<50th
Traffic Proximity and Volume (daily traffic count/distance to road)	1800	990	84	1100	82	590	92
Lead Paint Indicator (% Pre-1960 Housing)	0.087	0.16	45	0.24	43	0.3	33
Superfund Proximity (site count/km distance)	0.11	0.098	75	0.15	68	0.13	71
RMP Proximity (facility count/km distance)	0.25	0.19	82	0.57	55	0.43	62
Hazardous Waste Proximity* (facility count/km distance)	0.21	0.14	90	0.14	86	0.11	89
Water Discharger Proximity (facility count/km distance)	0.25	0.34	56	0.2	80	0.31	69
Demographic Indicators							
Demographic Index	48%	52%	37	47%	53	36%	71
Minority Population	77%	77%	38	58%	67	37%	83
Low Income Population	19%	26%	40	36%	28	35%	28
Linguistically Isolated Population	5%	6%	59	9%	44	5%	70
Population With Less Than High School Education	8%	9%	53	17%	34	14%	39
Population Under 5 years of age	7%	6%	63	7%	57	6%	61
Population over 64 years of age	12%	15%	39	13%	60	14%	50

* The National-Scale Air Toxics Assessment (NATA) is EPA's ongoing, comprehensive evaluation of air toxics in the United States. EPA developed the NATA to prioritize air toxics, emission sources, and locations of interest for further study. It is important to remember that NATA provides broad estimates of health risks over geographic areas of the country, not definitive risks to specific individuals or locations. More information on the NATA analysis can be found at: <https://www.epa.gov/national-air-toxics-assessment>.

+ The hazardous waste environmental indicator and the corresponding EJ Index will appear as N/A if there are no hazardous waste facilities within 50 km of a selected location.

For additional information, see: www.epa.gov/environmentaljustice

EJSCREEN is a screening tool for pre-decisional use only. It can help identify areas that may warrant additional consideration, analysis, or outreach. It does not provide a basis for decision-making, but it may help identify potential areas of EJ concern. Users should keep in mind that screening tools are subject to substantial uncertainty in their demographic and environmental data, particularly when looking at small geographic areas. Important caveats and uncertainties apply to this screening-level information, so it is essential to understand the limitations on appropriate interpretations and applications of these indicators. Please see EJSCREEN documentation for discussion of these issues before using reports. This screening tool does not provide data on every environmental impact and demographic factor that may be relevant to a particular location. EJSCREEN outputs should be supplemented with additional information and local knowledge before taking any action to address potential EJ concerns.



EJSCREEN Report (Version 2016)



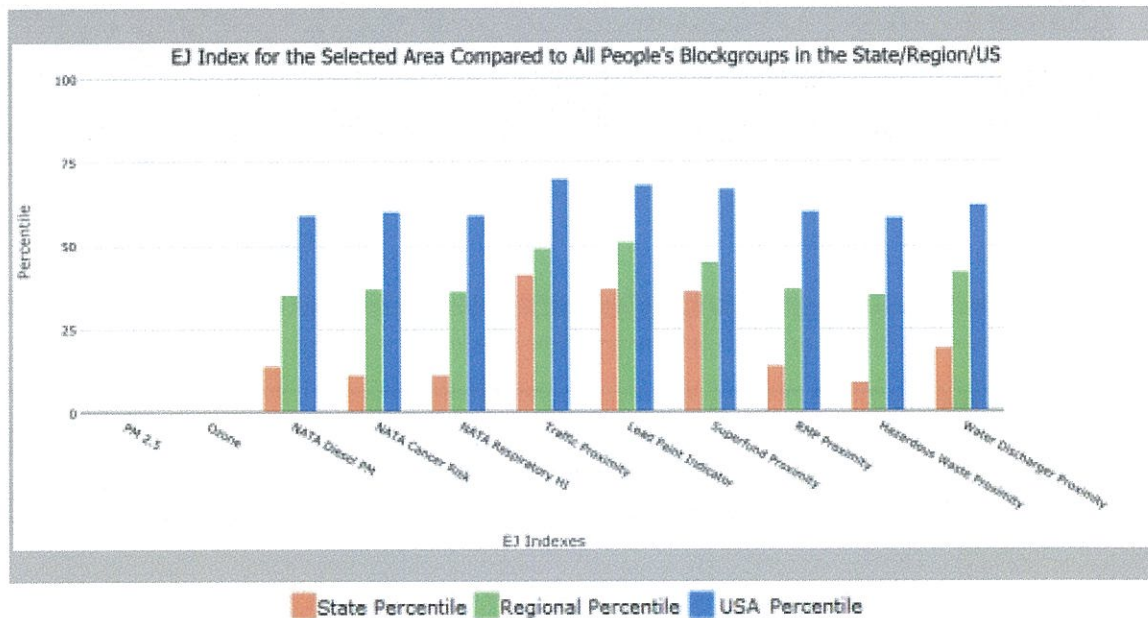
1 mile Ring Centered at 21.381994,-157.746977, HAWAII, EPA Region 9

Approximate Population: 12,099

Input Area (sq. miles): 3.14

WCCC, Kailua (The study area contains 1 blockgroup(s) with zero population.)

Selected Variables	State Percentile	EPA Region Percentile	USA Percentile
EJ Indexes			
EJ Index for PM2.5	N/A	N/A	N/A
EJ Index for Ozone	N/A	N/A	N/A
EJ Index for NATA* Diesel PM	14	35	59
EJ Index for NATA* Air Toxics Cancer Risk	11	37	60
EJ Index for NATA* Respiratory Hazard Index	11	36	59
EJ Index for Traffic Proximity and Volume	41	49	70
EJ Index for Lead Paint Indicator	37	51	68
EJ Index for Superfund Proximity	36	45	67
EJ Index for RMP Proximity	14	37	60
EJ Index for Hazardous Waste Proximity*	9	35	58
EJ Index for Water Discharger Proximity	19	42	62



This report shows the values for environmental and demographic indicators and EJSCREEN indexes. It shows environmental and demographic raw data (e.g., the estimated concentration of ozone in the air), and also shows what percentile each raw data value represents. These percentiles provide perspective on how the selected block group or buffer area compares to the entire state, EPA region, or nation. For example, if a given location is at the 95th percentile nationwide, this means that only 5 percent of the US population has a higher block group value than the average person in the location being analyzed. The years for which the data are available, and the methods used, vary across these indicators. Important caveats and uncertainties apply to this screening-level information, so it is essential to understand the limitations on appropriate interpretations and applications of these indicators. Please see EJSCREEN documentation for discussion of these issues before using reports.

1 mile Ring Centered at 21.381994,-157.746977, HAWAII, EPA Region 9

Approximate Population: 12,099

Input Area (sq. miles): 3.14

WCCC, Kailua (The study area contains 1 blockgroup(s) with zero population.)



Sites reporting to EPA	
Superfund NPL	0
Hazardous Waste Treatment, Storage, and Disposal Facilities (TSDF)	0
National Pollutant Discharge Elimination System (NPDES)	0

EJSCREEN Report (Version 2016)



1 mile Ring Centered at 21.381994,-157.746977, HAWAII, EPA Region 9

Approximate Population: 12,099

Input Area (sq. miles): 3.14

WCCC, Kailua (The study area contains 1 blockgroup(s) with zero population.)


Selected Variables	Value	State Avg.	%ile in State	EPA Region Avg.	%ile in EPA Region	USA Avg.	%ile in USA
Environmental Indicators							
Particulate Matter (PM 2.5 in $\mu\text{g}/\text{m}^3$)	N/A	N/A	N/A	9.37	N/A	9.32	N/A
Ozone (ppb)	N/A	N/A	N/A	51	N/A	47.4	N/A
NATA ⁺ Diesel PM ($\mu\text{g}/\text{m}^3$)	0.0589	0.149	34	0.978	<50th	0.937	<50th
NATA ⁺ Cancer Risk (lifetime risk per million)	30	34	42	43	<50th	40	<50th
NATA ⁺ Respiratory Hazard Index	0.79	1	40	2	<50th	1.8	<50th
Traffic Proximity and Volume (daily traffic count/distance to road)	360	990	61	1100	54	590	72
Lead Paint Indicator (% Pre-1960 Housing)	0.15	0.16	59	0.24	51	0.3	43
Superfund Proximity (site count/km distance)	0.04	0.098	36	0.15	28	0.13	35
RMP Proximity (facility count/km distance)	0.054	0.19	20	0.57	7	0.43	10
Hazardous Waste Proximity ⁺ (facility count/km distance)	0.047	0.14	16	0.14	28	0.11	33
Water Discharger Proximity (facility count/km distance)	0.21	0.34	51	0.2	76	0.31	65
Demographic Indicators							
Demographic Index	37%	52%	10	47%	36	36%	59
Minority Population	63%	77%	21	58%	53	37%	76
Low Income Population	11%	26%	20	36%	13	35%	13
Linguistically Isolated Population	1%	6%	31	9%	23	5%	50
Population With Less Than High School Education	5%	9%	35	17%	24	14%	27
Population Under 5 years of age	5%	6%	33	7%	32	6%	35
Population over 64 years of age	16%	15%	55	13%	73	14%	66

* The National-Scale Air Toxics Assessment (NATA) is EPA's ongoing, comprehensive evaluation of air toxics in the United States. EPA developed the NATA to prioritize air toxics, emission sources, and locations of interest for further study. It is important to remember that NATA provides broad estimates of health risks over geographic areas of the country, not definitive risks to specific individuals or locations. More information on the NATA analysis can be found at: <https://www.epa.gov/national-air-toxics-assessment>.

+ The hazardous waste environmental indicator and the corresponding EJ Index will appear as N/A if there are no hazardous waste facilities within 50 km of a selected location.

For additional information, see: www.epa.gov/environmentaljustice

EJSCREEN is a screening tool for pre-decisional use only. It can help identify areas that may warrant additional consideration, analysis, or outreach. It does not provide a basis for decision-making, but it may help identify potential areas of EJ concern. Users should keep in mind that screening tools are subject to substantial uncertainty in their demographic and environmental data, particularly when looking at small geographic areas. Important caveats and uncertainties apply to this screening-level information, so it is essential to understand the limitations on appropriate interpretations and applications of these indicators. Please see EJSCREEN documentation for discussion of these issues before using reports. This screening tool does not provide data on every environmental impact and demographic factor that may be relevant to a particular location. EJSCREEN outputs should be supplemented with additional information and local knowledge before taking any action to address potential EJ concerns.



10/26/2017

PRINCIPALS

THOMAS S. WITTEN, FASLA
Chairman

R. STAN DUNCAN, ASLA
President

RUSSELL Y. J. CHUNG, FASLA, LEED®AP BD+C
Executive Vice-President

VINCENT SHIGEKUNI
Vice-President

GRANT T. MURAKAMI, AICP, LEED®AP BD+C
Vice-President

TOM SCHNELL, AICP
Principal

KIMI MIKAMI YUEN, LEED®AP BD+C
Principal

W. FRANK BRANDT, FASLA
Chairman Emeritus

ASSOCIATES

RAYMOND T. HIGA, ASLA
Senior Associate

CATIE CULLISON, AICP
Senior Associate

SCOTT MURAKAMI, ASLA, LEED®AP
Associate

DACHENG DONG, LEED®AP
Associate

MARC SHIMATSU, ASLA
Associate

Laura Leialoha Phillips McIntyre, Program Manager
Environmental Planning Office
Department of Health
State of Hawai‘i
P.O. Box 3378
Honolulu, HI 96801-3378

**SUBJECT: ENVIRONMENTAL IMPACT STATEMENT PREPARATION
NOTICE FOR THE REPLACEMENT OF THE O‘AHU COMMUNITY
CORRECTION CENTER**

Dear Ms. McIntyre,

Thank you for your letter dated October 12, 2016 (reference no. EPO 16-335), regarding the Environmental Impact Statement (EIS) Preparation Notice for the Replacement of the O‘ahu Community Correctional Center (OCCC).

As the EIS sub-consultant for the State of Hawai‘i Department of Accounting and General Services (DAGS), we have reviewed the comments from the State Department of Health (DOH) Environmental Planning Office (EPO). The Draft EIS will address the following:

1. We have reviewed the standard comments and available strategies to support sustainable and healthy design, and we acknowledge that the proposed project is required to adhere to applicable standard comments.
2. We will review the Hawai‘i Environmental Health Portal and the Water Quality Standards Maps for information relevant to alternative sites for the Replacement of the OCCC. The Draft EIS will include any relevant information from these two sources.
3. We will also review the requirements of the DOH Clean Water Branch (we are in receipt of a separate letter dated October 6, 2016) and the National Pollutant Discharge Elimination System (NPDES) permit.
4. As recommended, we will also review EJSCREEN and share its availability with the prime consultant, Architects Hawaii Limited.

We value your participation in the environmental review process. Your letter will be included in the Draft EIS.

Sincerely,

PBR HAWAII & Associates, Inc.

Vincent Shigekuni

HONOLULU OFFICE
1001 Bishop Street, Suite 650
Honolulu, Hawai‘i 96813-3484
Tel: (808) 521-5631
Fax: (808) 523-1402
E-mail: sysadmin@pbrhawaii.com

printed on recycled paper

Ms. Laura Leialoha Phillips McIntyre, Program Manager
SUBJECT: ENVIRONMENTAL IMPACT STATEMENT PREPARATION NOTICE FOR
THE REPLACEMENT OF THE O‘AHU COMMUNITY CORRECTION CENTER

10/26/2017

Page 2 of 2

cc: Office of Environmental Quality Control
Department of Public Safety
Department of Accounting and General Services

O:\Job32\3201.01 OCCC Relocation_Expansion EIS\EIS\EISPN\Responses\DOH EPO - Response.docx

DAVID Y. IGE
GOVERNOR OF HAWAII



VIRGINIA PRESSLER, M.D.
DIRECTOR OF HEALTH

STATE OF HAWAII
DEPARTMENT OF HEALTH
P. O. BOX 3378
HONOLULU, HI 96801-3378

In reply, please refer to:
EMD/CWB

10010PMHK.16

October 6, 2016

RECEIVED
OCT 10
PBR HAWAII

Mr. Lance Maja
Department of Accounting and General Services
Public Works Division
1151 Punchbowl Street, Room 430
Honolulu, Hawaii 96813

Dear Mr. Maja:

**SUBJECT: Comments on the Replacement of the
Oahu Community Correctional Center (OCCC)
Environmental Impact Statement (EISP) (Direct to EIS)
Island of Oahu, Hawaii**

The Department of Health (DOH), Clean Water Branch (CWB), acknowledges receipt of your letter, dated September 23, 2016, requesting comments on the subject project. The DOH-CWB has reviewed the document and offers these comments. Please note that our review is based solely on the information provided in the subject document and its compliance with the Hawaii Administrative Rules (HAR), Chapters 11-54 and 11-55. You may be responsible for fulfilling additional requirements related to our program. We recommend that you also read our standard comments on our website at: <http://health.hawaii.gov/epo/files/2013/05/Clean-Water-Branch-Std-Comments.pdf>.

1. Any project and its potential impacts to State waters must meet the following criteria:
 - a. Antidegradation policy (HAR, Section 11-54-1.1), which requires that the existing uses and the level of water quality necessary to protect the existing uses of the receiving State water be maintained and protected.
 - b. Designated uses (HAR, Section 11-54-3), as determined by the classification of the receiving State waters.
 - c. Water quality criteria (HAR, Sections 11-54-4 through 11-54-8).
2. You may be required to obtain National Pollutant Discharge Elimination System (NPDES) permit coverage for discharges of wastewater, including storm water runoff, into State surface waters (HAR, Chapter 11-55).

For NPDES general permit coverage, a Notice of Intent (NOI) form must be submitted at least 30 calendar days before the commencement of the discharge. An application for an NPDES individual permit must be submitted at least 180 calendar days before the commencement of the discharge. To request NPDES permit coverage, you must submit the applicable form ("CWB Individual NPDES Form" or "CWB NOI Form") through the e-Permitting Portal and the hard copy certification statement with the respective filing fee (\$1,000 for an individual NPDES permit or \$500 for a Notice of General Permit Coverage). You can open the e-Permitting Portal website located at: <https://eha-cloud.doh.hawaii.gov/epermit/>. You will be asked to do a one-time registration to obtain your login and password. After you register, you can click on the Application Finder tool and locate the appropriate form. You can then follow the instructions to complete and submit the form.

3. If your project involves work in, over, or under waters of the United States, it is highly recommended that they contact the Army Corp of Engineers, Regulatory Branch (Tel: 835-4303) regarding their permitting requirements.

Pursuant to Federal Water Pollution Control Act [commonly known as the "Clean Water Act" (CWA)], Paragraph 401(a)(1), a Section 401 Water Quality Certification (WQC) is required for "[a]ny applicant for Federal license or permit to conduct any activity including, but not limited to, the construction or operation of facilities, which may **result** in any discharge into the navigable waters..." (emphasis added). The term "discharge" is defined in CWA, Subsections 502(16), 502(12), and 502(6); Title 40 of the Code of Federal Regulations, Section 122.2; and HAR, Chapter 11-54.

4. Please note that all discharges related to the project construction or operation activities, whether or not NPDES permit coverage and/or Section 401 WQC are required, must comply with the State's Water Quality Standards. Noncompliance with water quality requirements contained in HAR, Chapter 11-54, and/or permitting requirements, specified in HAR, Chapter 11-55, may be subject to penalties of \$25,000 per day per violation.
5. It is the State's position that all projects must reduce, reuse, and recycle to protect, restore, and sustain water quality and beneficial uses of State waters. Project planning should:
 - a. Treat storm water as a resource to be protected by integrating it into project planning and permitting. Storm water has long been recognized as a source of irrigation that will not deplete potable water resources. What is often overlooked is that storm water recharges ground water supplies and feeds streams and estuaries; to ensure that these water cycles are not disrupted, storm water cannot be relegated as a waste product of impervious surfaces. Any project

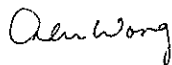
planning must recognize storm water as an asset that sustains and protects natural ecosystems and traditional beneficial uses of State waters, like community beautification, beach going, swimming, and fishing. The approaches necessary to do so, including low impact development methods or ecological bio-engineering of drainage ways must be identified in the planning stages to allow designers opportunity to include those approaches up front, prior to seeking zoning, construction, or building permits.

- b. Clearly articulate the State's position on water quality and the beneficial uses of State waters. The plan should include statements regarding the implementation of methods to conserve natural resources (e.g., minimizing potable water for irrigation, gray water re-use options, energy conservation through smart design) and improve water quality.
- c. Consider storm water Best Management Practice (BMP) approaches that minimize the use of potable water for irrigation through storm water storage and reuse, percolate storm water to recharge groundwater to revitalize natural hydrology, and treat storm water which is to be discharged.
- d. Consider the use of green building practices, such as pervious pavement and landscaping with native vegetation, to improve water quality by reducing excessive runoff and the need for excessive fertilization, respectively.
- e. Identify opportunities for retrofitting or bio-engineering existing storm water infrastructure to restore ecological function while maintaining, or even enhancing, hydraulic capacity. Particular consideration should be given to areas prone to flooding, or where the infrastructure is aged and will need to be rehabilitated.

If you have any questions, please visit our website at:

<http://health.hawaii.gov/cwb>, or contact the Engineering Section, CWB, at (808) 586-4309.


Sincerely,



ALEC WONG, P.E., CHIEF
Clean Water Branch

MHK

c: Mr. Vincent Shigekuni, PBR Hawaii & Associates, Inc., [via e-mail OCCC@pbrhawaii.com only]
DOH-EPO [via e-mail Noella.Narimatsu@doh.hawaii.gov only]



10/26/2017

PRINCIPALS

THOMAS S. WITTEN, FASLA
Chairman

R. STAN DUNCAN, ASLA
President

RUSSELL Y. J. CHUNG, FASLA, LEED® AP BD+C
Executive Vice-President

VINCENT SHIGEKUNI
Vice-President

GRANT T. MURAKAMI, AICP, LEED® AP BD+C
Vice-President

TOM SCHNELL, AICP
Principal

KIMI MIKAMI YUEN, LEED® AP BD+C
Principal

W. FRANK BRANDT, FASLA
Chairman Emeritus

ASSOCIATES

RAYMOND T. HIGA, ASLA
Senior Associate

CATIE CULLISON, AICP
Senior Associate

SCOTT MURAKAMI, ASLA, LEED® AP
Associate

DACHENG DONG, LEED® AP
Associate

MARC SHIMATSU, ASLA
Associate

HONOLULU OFFICE
1001 Bishop Street, Suite 650
Honolulu, Hawai'i 96813-3484
Tel: (808) 521-5631
Fax: (808) 523-1402
E-mail: sysadmin@pbrhawaii.com

printed on recycled paper

Mr. Alec Wong, P.E., Chief
State of Hawai'i
Department of Health
Clean Water Branch
P.O. Box 3378
Honolulu, HI 96801-3378

**SUBJECT: ENVIRONMENTAL IMPACT STATEMENT PREPARATION
NOTICE FOR THE REPLACEMENT OF THE O'AHU COMMUNITY
CORRECTION CENTER**

Dear Mr. Wong,

Thank you for your letter dated October 6, 2016 (reference no. EMD/CWB 10010PMHK.16), regarding the Environmental Impact Statement (EIS) Preparation Notice for the Replacement of the O'ahu Community Correctional Center (OCCC).

As the EIS sub-consultant for the State of Hawai'i Department of Accounting and General Services (DAGS), we have reviewed the comments from the DOH Clean Water Branch. The Draft EIS will address the following:

1. The replacement of the OCCC must meet the following criteria:
 - a. Anti-degradation policy (Chapter 11-54-1.1, Hawaii Administrative Rules (HAR));
 - b. Designated uses (Chapter 11-54-3, HAR); and
 - c. Water quality criteria (Chapter 11-54-4 through 11-54-8, HAR).
2. DAGS and/or its design consultant will obtain a National Pollutant Discharge Elimination System (NPDES) where necessary. We appreciate the information about NPDES deadlines, forms, and filing fees.
3. At this time, DAGS does not anticipate doing work in, over, or under waters of the United States. However, should plans change prior to the Draft EIS, DAGS will coordinate with the Army Corps of Engineers, Regulatory Branch regarding their permitting requirements.
4. All discharges related to construction or operation of the OCCC replacement will be in compliance with the State's Water Quality Standards contained in HAR, Chapter 11-54 and 11-55. The Draft EIS will include a discussion of measures to ensure compliance.
5. We acknowledge the State's position that all projects must reduce, reuse and recycle to protect, restore, and sustain water quality and beneficial uses of State waters. DAGS intends to incorporate elements of sustainability into the design of the Replacement OCCC.

Mr. Alec Wong, P.E., Chief

SUBJECT: ENVIRONMENTAL IMPACT STATEMENT PREPARATION NOTICE FOR
THE REPLACEMENT OF THE O'AHU COMMUNITY CORRECTION CENTER

10/26/2017

Page 2 of 2

We value your participation in the environmental review process. Your letter will be included in the Draft EIS.

Sincerely,

PBR HAWAII & Associates, Inc.

A handwritten signature in black ink, appearing to read "Vincent R. Shigekuni". The signature is fluid and cursive, with a large initial "V" and a long, sweeping underline.

Vincent Shigekuni

cc: Office of Environmental Quality Control
Department of Public Safety
Department of Accounting and General Services

DAVID Y. IGE
GOVERNOR



HAKIM OUANSAFI
EXECUTIVE DIRECTOR

BARBARA E. ARASHIRO
EXECUTIVE ASSISTANT

STATE OF HAWAII
HAWAII PUBLIC HOUSING AUTHORITY
1002 NORTH SCHOOL STREET
POST OFFICE BOX 17907
HONOLULU, HAWAII 96817

IN REPLY PLEASE REFER TO:
16-OED-63

October 24, 2016



Lance Y. Maja, P.E. Coordinator
Department of Accounting and General Services
1151 Punchbowl Street, Room 430
Kalanimoku Building
Honolulu, Hawaii 96813

Subject: Replacement of the Oahu Community Correctional Center


Dear Mr. Maja,

Thank you for your letter regarding availability of the subject EISPN for review and comment by the staff of the Hawaii Public Housing Authority (HPHA). At this time the HPHA does not foresee any problems or interference occurring from the replacement of the Oahu Community Correctional Center at either its current site or at the Halawa Correctional Facility on our public housing locations. Future concerns by the HPHA may arise dependent upon the location of other alternative build sites proposed, and the ultimate findings of the EIS report.

Thank you for this opportunity for the Hawaii Public Housing Authority to comment on this project.

Sincerely,

Hakim Ouansafi
Executive Director



PBR HAWAII
& ASSOCIATES, INC.

10/26/2017

PRINCIPALS

THOMAS S. WITTEN, FASLA
Chairman

R. STAN DUNCAN, ASLA
President

RUSSELL Y. J. CHUNG, FASLA, LEED®AP BD+C
Executive Vice-President

VINCENT SHIGEKUNI
Vice-President

GRANT T. MURAKAMI, AICP, LEED®AP BD+C
Vice-President

TOM SCHNELL, AICP
Principal

KIMI MIKAMI YUEN, LEED®AP BD+C
Principal

W. FRANK BRANDT, FASLA
Chairman Emeritus

ASSOCIATES

RAYMOND T. HIGA, ASLA
Senior Associate

CATIE CULLISON, AICP
Senior Associate

SCOTT MURAKAMI, ASLA, LEED®AP
Associate

DACHENG DONG, LEED®AP
Associate

MARC SHIMATSU, ASLA
Associate

Mr. Hakim Ouansafi, Executive Director
State of Hawai'i
Hawai'i Public Housing Authority
1002 School Street
Post Office Box 17907
Honolulu, HI 96817

**SUBJECT: ENVIRONMENTAL IMPACT STATEMENT PREPARATION
NOTICE FOR THE REPLACEMENT OF THE O'AHU
COMMUNITY CORRECTION CENTER**

Dear Mr. Ouansafi,

Thank you for your letter dated October 24, 2016 (reference no. 16-OED-63), regarding the Environmental Impact Statement (EIS) Preparation Notice for the Replacement of the O'ahu Community Correctional Center (OCCC).

As the EIS sub-consultant for the State of Hawai'i Department of Accounting and General Services (DAGS), we have reviewed your comments. We recognize that while the Hawai'i Public Housing Authority (HPHA) does not foresee any impacts from the replacement of OCCC at either its current site or at the Halawa Correctional Facility, the HPHA may provide further comments upon review of the Draft EIS.

We value your participation in the environmental review process. Your letter will be included in the Draft EIS.

Sincerely,

PBR HAWAII & Associates, Inc.

Vincent Shigekuni

HONOLULU OFFICE
1001 Bishop Street, Suite 650
Honolulu, Hawai'i 96813-3484
Tel: (808) 521-5631
Fax: (808) 523-1402
E-mail: sysadmin@pbrhawaii.com

cc: Office of Environmental Quality Control
Department of Public Safety
Department of Accounting and General Services

printed on recycled paper

O:\Job32\3201.01 OCCC Relocation_Expansion EIS\EIS\EISPN\Responses\HPHA - Response.docx



STATE OF HAWAII
OFFICE OF HAWAIIAN AFFAIRS
560 N. NIMITZ HWY., SUITE 200
HONOLULU, HAWAII 96817

HRD16-7995

November 21, 2016

Vincent Shigekuni
PBR HAWAII & Associates, Inc.
1001 Bishop Street, Suite 650
Honolulu, Hawaii 'i 96813

Re: Replacement of the O'ahu Community Correctional Center Environmental Impact Study Preparation Notice, Prepared for State of Hawai'i, Department of Accounting and General Services, Department of Public Works, September 2016

Aloha e Mr. Shigekuni:

The Office of Hawaiian Affairs (OHA) offers the following comments and recommendations with regard to the Replacement of the O'ahu Community Correction Center Environmental Impact Study Preparation Notice (EISPN).¹ OHA apologizes for the tardiness of our response as we were apprised of additional and ongoing beneficiary concerns, which needed to be investigated, at the close of the commentary period.

OHA is the constitutionally established body responsible for protecting and promoting the rights of Native Hawaiians. Hawai'i law mandates OHA to "[s]erve as the principal public agency in the State of Hawai'i responsible for the performance, development, and coordination of programs and activities relating to native Hawaiians and Hawaiians; . . . and [t]o assess the policies and practices of other agencies impacting on native Hawaiians and Hawaiians, and conducting advocacy efforts for native Hawaiians and Hawaiians." Hawai'i Revised Statutes § 10-3.

¹ Preparation of an Environmental Impact Statement (EIS) is required pursuant to Chapter 343, Hawai'i Revised Statutes and Chapter 200, Title 11, State of Hawai'i Department of Health Administrative Rules, based on the use of State funds and State lands.

On behalf of the Hawai'i Department of Public Safety (PSD), the Hawai'i Department of Accounting and General Services (DAGS), is proposing to develop a new O'ahu Community Correctional Center (OCCC).² The purpose of the proposed project is to provide a safe, secure, and humane environment for the care and custody of adult male and female offenders originating from the Island of O'ahu. This project is intended to replace the existing OCCC in Honolulu.

The current OCCC is located in Kalihi on an approximately 16-acre parcel (TMK 1-2-013:002) at the south west corner of Kamehameha Highway/Dillingham Boulevard and Pu'u hale Road. The OCCC serves the Island of O'ahu and acts as the local detention center for the First Circuit Court. The facility houses both male and female inmates on pretrial, sentenced and community release status, including transition and re-entry housing and programs for inmates returning from in-state or mainland correctional facilities. OCCC is PSD's largest detention facility and it is in immediate need of replacement.³

Two alternative sites are currently under consideration for OCCC, and a siting process is underway to identify other potential alternative sites.

The proposed action may affect the Laumaka Work Furlough Center (LWFC) and accommodations needed for the maximization of O'ahu's community-based programs for adult males transitioning back to the community.

This proposed action includes relocating female inmates currently housed at OCCC to a separate facility to accommodate the needs of PSD's adult female population. A result of this proposed action may require the reconfiguration of the existing Women's Community Correctional Center (WCCC) in Olomana, Kailua to accommodate all adult women offenders who are housed on O'ahu. The EIS will include a discussion of the respective impacts of construction and operation of the proposed replacement facility on the natural and man-made environments of each alternative site.

Decades of following traditional criminal justice policies have now led to the highest prison population in Hawai'i's history. The number of people incarcerated in Hawai'i increased by more than 900 percent between 1977 and 2008,⁴ and by almost 1,400 percent

² OCCC is a jail, which operates substantially differently from a prison. A jail is a facility where individuals are detained prior to trial. These may be persons who either could not meet their bail or may not have qualified for bail according to the courts. A jail may also house individuals who have been convicted and sentenced to short-term incarceration – usually for less than one year. A jail like OCCC provides different services from those of a prison. Additionally, one important consideration for a jail, as opposed to a prison, is that pre-trial detainees should be kept separate from sentenced inmates. Replacement of the O'ahu Community Correctional Center Environmental Impact Study Preparation Notice, September 2016, Exhibit 9

³ "The existing OCCC facility is undersized for the current and projected population. Originally designed for 628 inmates, the facility was rebuilt and expanded more than 40 years ago and subsequently modified to accommodate 954 inmates. Past assessments by PSD indicate OCCC is overcrowded and is functioning above its design capacity." Id. at p. 2

⁴ OFFICE OF HAWAIIAN AFFAIRS, THE DISPARATE TREATMENT OF NATIVE HAWAIIANS IN THE CRIMINAL JUSTICE SYSTEM 17 (2010), http://www.justicepolicy.org/uploads/justicepolicy/documents/10-09_exs_disparatetreatmentofnativehawaiians_rd-ac.pdf

between 1977 and the present.⁵ The Native Hawaiian community has been particularly impacted by this increase, making up almost 40 percent of our prison population today.⁶ The rapid growth of our incarcerated population, at a rate much higher than the national rate, strongly counsels the reexamination of Hawai'i's criminal justice approach, including our policies with respect to criminal liability, prisoner rehabilitation, and reintegration.

Overcrowded conditions⁷ resulting from these ballooning incarceration rates have placed a huge financial burden on the Department of Public Safety (PSD); in addition, pa'ahao living in inhumane and overcrowded conditions in PSD facilities suffer from inordinate trauma, while pa'ahao transferred to the continent are displaced from their 'ohana, communities, and 'āina – key components to rehabilitating offenders and reducing their chances of recidivism. Thus, incarceration policies and alternatives that would reduce our prison population are critical to mitigating the ongoing harms against Native Hawaiian pa'ahao, and to improving public safety.

The Native Hawaiian Justice Task Force (NHJTF), created by the Legislature and administered by OHA, brought to light a number of systemic issues that have contributed to the disproportionate impact of our criminal justice system on the Native Hawaiian community, and recommended the exploration of new and progressive criminal justice approaches.⁸ The NHJTF highlighted the need to prioritize rehabilitative models of punishment and incarceration alternatives – including, specifically, substance abuse treatment, mental health services, and housing programs – to reduce recidivism and a costly over-reliance on incarceration.

We would also note that a task force composed of some of our State's preeminent experts on criminal justice is currently meeting—pursuant to HCR 85 (Session Laws, 2016)—to further explore these options. Their charge will be to make recommendations on more effective incarceration policies that will prioritize rehabilitation and reduce recidivism. They have also dedicated a subcommittee to develop recommendations on the design of a new correctional facility to best support the rehabilitative, educational, and faith-oriented programs and systems they will suggest. In planning for any construction of a new facility, it would be most prudent to be mindful that these recommendations will be forthcoming when the task force reports its findings prior to the 2018 legislative session.

⁵ Per a recent personal communication with Robert Merce, an Effective Incarceration Task Force member, on July 21, 2016, point-in-time headcounts of all those in Department of Public Safety (PSD) custody revealed an increase of 1,359% from counts taken in 1977.

⁶ OFFICE OF HAWAIIAN AFFAIRS, *supra* note 4, found that Native Hawaiians represented 40% of the prison population in 2008 but only 24% of the general public in Hawai'i. *Id.* at 36. A recent personal communication between Robert Merce and Department of Public Safety Statistician George King, *supra* note 5, revealed minimal change in the overrepresentation of Native Hawaiians in jail and prison, as Native Hawaiians currently make up 38.4% of the prison population but only 26% of the general population. HAWAII DEPARTMENT OF BUSINESS, ECONOMIC DEVELOPMENT AND TOURISM (DBEDT), HAWAII POPULATION CHARACTERISTICS 2015

⁷ According to the communication referenced above, *supra* note 5, 5 of Hawai'i's 9 correctional facilities are over capacity and 3 of those 5 are 150% or more over capacity.

⁸ THE OFFICE OF HAWAIIAN AFFAIRS, NATIVE HAWAIIAN JUSTICE TASK FORCE REPORT (2012), http://lrhawaii.info/reports/legrpts/oha/2013/act170_slh11.pdf

At the June 20, 2016 meeting of this HCR 85 task force, Ms. Kat Brady, Coordinator for the Community Alliance on Prisons,⁹ testified offering alternative solutions to explore which included:

1. *Urging the Academic subcommittee to look into federal Pell Grants to help former inmates fund their education;*
2. *Establishing a subcommittee for alternatives to incarceration and allowing the public to participate on subcommittees;*
3. *Urging the proposed in-house programming subcommittee to submit a plan with specific criteria rather than submitting a list of programs; and*
4. *Urging the taskforce to look into a federal program that provides incentives to employers to hire formerly incarcerated people.¹⁰*

At this same meeting, former Office of Hawaiian Affairs Social Worker, Stephen Morse, testified regarding the need to establish a subcommittee that “*focused on the incarceration of parents and the effects on their children and families.*” Kupuna Joe Tassill testified regarding the Native Hawaiian concept of “Pu‘uhonua”¹¹ with regards to current incarceration methodologies.

This task force, currently chaired by The Honorable Michael Wilson, Supreme Court Justice, holds the potential to offer greatly enriching recommendations to PSD’s planning process. So, again, OHA urges that PSD comprehensively analyze the task force’s upcoming legislative report and work with the task force in planning for its new facility.

As always, OHA encourages prioritizing the full exploration and execution of programs and policies that effectuate evidence-based alternatives to incarceration, that could improve public safety and effectively rehabilitate pa‘ahao, while also saving taxpayer dollars. Proactive efforts to reduce the number of non-violent inmates, a disproportionate number of whom are Native Hawaiian, must continue to be prioritized prior to and alongside planning for construction of any new facility to house the record-high and growing pa‘ahao population in Hawai‘i.

OHA is familiar with the comments on this EISPN submitted by the Community Alliance on Prisons, dated November 21, 2016, as well as the testimony submitted by Life of the Land¹², also dated November 21, 2016. We urge the PSD to provide the data and answers

⁹ Described by Ms. Kat Brady as “a broad coalition of citizens, researchers, scholars, churches and organizations who joined together two decades ago to promote smart justice policies in Hawai‘i.” November 21, 2016 testimony on O‘ahu Community Correctional Center EISPN.

¹⁰ Official Minutes of HCR85 Task Force June 20, 2016 meeting

¹¹ Pu‘uhonua were traditional places of refuge where kapu breakers, or law breakers, could escape punishment, often the death penalty, if they successfully physically made it to the Pu‘uhonua. People could also be Pu‘uhonua.

¹² “*Life of the Land is Hawai‘i’s own energy, environmental and community action group advocating for the people and ‘āina for 46 years. Our mission is to preserve and protect the life of the land through sound energy and land use policies and to promote open government through research, education, advocacy and, when necessary, litigation.*” Testimony on OCCC EISPN dated November 21, 2016.

to the questions posed in the testimonies of these two organizations, to the extent possible, in the interest of good-faith and transparency.

Since April 2012, OHA has been partnering with the Pacific Justice and Reconciliation Center of the Pacific (PJRC) and the recently established Native Hawaiian Church (NHC), to bring bi-annual ceremonial observances of the Native Hawaiian Makahiki into Hālawā Medium Correctional Center and, more recently, an invigorated Makahiki ceremonial observance to Waiawa Community Correctional Center. This program originated as a result of litigation by the Native Hawaiian Legal Corporation (“NHLC”) against PSD;¹³ the settlement has produced a very popular rehabilitative and healing program for the participating inmates.

A more recent lawsuit, *Shane Rodrigues v. Department of Public Safety* was filed by NHLC in January of 2016. This new suit brought to light Mr. Rodrigues’ repeated requests to conduct Makahiki ceremonial observances at Hawai‘i Community Correctional Center, demonstrating the continued demand for such culturally based programs. OHA, working with NHLC, PJRC, NHC, and Gary Kaplan, Offender Services Administrator at Hālawā Medium Security Correctional Center, was able to successfully conduct an unprecedented Makahiki ceremonial observance for Mr. Rodrigues in a special holding unit. Mr. Rodrigues’ participation in this culturally based program largely contributed to his behavioral changes which enabled him to move into the general population less than four months after the February observance.¹⁴

OHA is currently working with the Department of Public Safety and Hawai‘i Correctional Industries to help document the rehabilitative activities of the inmates in various facilities to include production of a wide variety of furniture, crafts, and products, as well as agribusiness and farming activities. OHA is also in the planning stages to assist in the documentation of the Kūlani Correctional Center Makahiki and wood-working industry at the request of Hawai‘i Correctional Industries.

OHA supports the recommendations, advocacy, and programs aforementioned to help effectively rehabilitate our pa‘ahao and support their eventual reentry into the community. Moreover, incarceration policies and alternatives that would reduce our prison population remain critical to mitigating the ongoing harms against Native Hawaiian pa‘ahao, and to improving public safety. Thus, we emphasize the imperative to prioritize rehabilitative models of punishment and incarceration alternatives to reduce recidivism and a costly over-reliance on incarceration.

¹³ In the case, *Bush v. Hawaii* (D. Haw. Jan. 20, 2011), Davis and other Hawai‘i prisoners filed a lawsuit alleging that the department violated their rights under the federal Constitution and the Religious Land Use and Institutionalized Persons Act of 2000 by preventing them from practicing the native Hawaiian religion during a Makahiki festival at a CCA correctional center located in Oklahoma. 2011 WL 563564, at 1. A settlement was reached and final judgment was entered.

¹⁴ Personal communication between NHLC Attorney Sharla Manley and OHA Compliance Enforcement Manager on August 4, 2016.

Mr. Vincent Shigekuni

November 21, 2016

Page 6

Thank you for the opportunity to provide comment on this important cause and we look forward to a much-needed, long-awaited, comprehensive strategy to reduce the State's incarcerated population, reduce corrections costs, and proactively invest in public safety and recidivism reduction initiatives. OHA stands by ready to help in any way possible.

If you have any questions about this letter, please contact Kai Markell, Compliance Enforcement Manager, at (808) 594-0220 or at kaim@oha.org.

'O wau iho nō me ka 'oia 'i 'o,



Kamana'opono M. Crabbe, Ph.D.
Ka Pouhana, Chief Executive Officer

KC:km



10/26/2017

THOMAS S. WITTEN, FASLA
Chairman / Principal

R. STAN DUNCAN, ASLA
President / Principal

RUSSELL Y. J. CHUNG, FASLA, LEED®AP BD+C
Executive Vice-President / Principal

VINCENT SHIGEKUNI
Vice-President / Principal

GRANT T. MURAKAMI, AICP, LEED®AP BD+C
Vice-President / Principal

TOM SCHNELL, AICP
Principal

KIMI MIKAMI YUEN, LEED®AP BD+C
Principal

W. FRANK BRANDT, FASLA
Chairman Emeritus

ANN MIKIKO BOUSLOG, PhD
Project Director

RAMSAY R. M. TAUM
Cultural Sustainability Planner

RAYMOND T. HIGA, ASLA
Senior Associate

CATIE CULLISON, AICP
Senior Associate

SCOTT MURAKAMI, ASLA, LEED®AP
Associate

DACHENG DONG, LEED®AP
Associate

MARC SHIMATSU, ASLA
Associate

MICAH McMILLEN, ASLA, LEED®AP
Associate

HONOLULU OFFICE
1001 Bishop Street, Suite 650
Honolulu, Hawai'i 96813-3484
Tel: (808) 521-5631
Fax: (808) 523-1402
E-mail: sysadmin@pbrhawaii.com

Dr. Kamanao M. Crabbe, Ph.D.
Chief Executive Officer
State of Hawai'i
Office of Hawaiian Affairs
560 N. Nimitz Hwy., Suite 200
Honolulu, HI 96817

**SUBJECT: ENVIRONMENTAL IMPACT STATEMENT PREPARATION
NOTICE FOR THE REPLACEMENT OF THE O'AHU
COMMUNITY CORRECTIONAL CENTER**

Dear Dr. Crabbe,

Thank you for your letter postmarked November 23, 2016 (reference no. HRD16-7995), regarding the Environmental Impact Statement (EIS) Preparation Notice for the Replacement of the O'ahu Community Correctional Center (OCCC). As the EIS sub-consultant for the State of Hawai'i Department of Accounting and General Services (DAGS), we have reviewed OHA's thoughtful comments and provide responses to two of the major topics included in your letter.

Reduce Incarceration – Please note that inmates housed at OCCC are under the jurisdiction of the Hawai'i State Judiciary (courts) and not the Hawaii Department of Public Safety (PSD). Detainees in jail can only be released, placed in outside programs or assigned to other alternatives to incarceration by the Judiciary. We understand that diversion programs are utilized when appropriate. Assessment-based needs are provided in collaboration with community services. If diversion is appropriate, programming is provided within the institution. PSD officials believe that the more diversion programs available, the better. Legislation passed in 2017 will establish a Task Force to be convened by the Chief Justice, to recommend changes to the pre-trial process.

Recidivism Reduction Initiatives - PSD continues to provide services aimed at reducing recidivism by delivering programs such as:

- Evidence Based Practices have been implemented.
- The Office of Reentry has been established within PSD to assist in the development of appropriate services and programs for those who are being released.
- PSD is also working closely with the Hawaii Department of Health, Adult Mental Health Branch for continuum of care for offenders in need of mental health services upon release.
- Training of PSD staff is on-going.
- Contracted job placement training and services have been procured.

Dr. Kamanaopono M. Crabbe, Ph.D.

SUBJECT: ENVIRONMENTAL IMPACT STATEMENT PREPARATION NOTICE FOR
THE REPLACEMENT OF THE O'AHU COMMUNITY CORRECTIONAL CENTER

Date: 10/26/17

Page 2 of 2

- PSD is supporting the Honolulu County Offender Reentry Program (HCORP) 3-year demonstration project which is helping over 150 sentenced felon probationers improve reentry success. This partnership with the University of Hawaii, Social Sciences Research Institute (UH SSRI) provides "in-reach" services in OCCC and coordinates comprehensive services for 12 months after release; clients with behavioral health issues are given priority. HCORP also provides technical assistance to community providers and is collecting and analyzing data to better understand predictors of recidivism and improve community tenure.

PSD has also recently added programs such as Commercial Driver's License and welding courses at the Halawa Correctional Facility as well as mentoring services at the Women's Community Correctional Center. In addition, PSD, in its continuing effort to increase services in this area, is currently working on a number of additional courses which are in the developmental and process phase, and will be integrated once complete.

We value your participation in the environmental review process. Your letter will be included in the Draft EIS.


Sincerely,

PBR HAWAII & Associates, Inc.



Vincent Shigekuni

cc: Office of Environmental Quality Control
Department of Public Safety
Department of Accounting and General Services



OFFICE OF PLANNING STATE OF HAWAII

DAVID Y. IGE
GOVERNOR

LEO R. ASUNCION
DIRECTOR
OFFICE OF PLANNING


235 South Beretania Street, 6th Floor, Honolulu, Hawaii 96813
Mailing Address: P.O. Box 2359, Honolulu, Hawaii 96804

Telephone: (808) 587-2846
Fax: (808) 587-2824
Web: <http://planning.hawaii.gov/>

Ref. No. P-15375

November 25, 2016

To: Lance Y. Maja, P.E.
Public Works Division, Planning Branch
Department of Accounting and General Services

From: 
Leo R. Asuncion, Director

Subject: Environmental Impact Statement Preparation Notice for the Replacement of the Oahu Community Correctional Center Project
Tax Map Keys: Oahu Community Correctional Center: (1) 1-2-013: 002; Halawa Correctional Facility: (1) 9-9-010: 030 (por); and Women's Community Correctional Center: (1) 4-2-003: 004, 024, 025, and 026

Thank you for the opportunity to review the Environmental Impact Statement Preparation Notice (EISPN) for the proposed replacement of the Oahu Community Correctional Center (OCCC). The EISPN was sent to our office via letter dated September 16, 2016.

It is our understanding that the intent of this action is to improve conditions at OCCC for the benefit of inmates, corrections staff, and the public. It has been determined that the current OCCC facilities are undersized, overcrowded, operationally inefficient, and a liability to the State's prison system. Furthermore, OCCC was not designed to separate inmates with mental health issues from the general inmate population, which creates risks for both inmates and corrections staff.

The proposed actions include: development of a new replacement facility at the current OCCC location; development of a new replacement facility within a portion of the Halawa Correctional Facility (HCF) Property; development of a new replacement facility at an alternative location(s) to be identified during the EIS process; and relocation of female inmates to the Women's Community Correctional Center (WCCC) in Olomana, Kailua, which would be reconfigured to accommodate said population.

The Office of Planning (OP) has reviewed the EISPN and has the following comments to offer:

1. As the alternative location(s) are yet to be determined, the Draft Environmental Impact Statement (DEIS) should contain a detailed siting process and the rationale on how the preferred location(s) was selected.

2. Of the alternatives described in the EISPN, the OCCC and HCF properties are both within the State Land Use Urban District, while the majority of the WCCC property is within the State Land Use Urban District, with a portion in the State Land Use Conservation District. Prison development and operation are permitted and compatible land uses in the Urban District. Potential OCCC replacement locations defined through the EIS process should also be in State Land Use districts compatible for prison use. If the alternative sites are within areas that do not permit these activities (e.g., Agricultural, Conservation, or Rural), the DEIS should indicate what steps would be taken to align them with state and county land use regulations.
3. The DEIS should include a discussion of proposed or ongoing initiatives, plans, or projects that may be impacted by the relocation of the OCCC. Examples of initiatives that are currently occurring within the vicinity of OCCC include the Governor's Kalihi 21st Century Transformation Initiative (a visioning project that seeks to bring the community together to discuss Kalihi's future due to the possible relocation of prison facilities), the development of the elevated rail transportation system within the Dillingham Boulevard transit corridor, and the Kalihi Neighborhood Transit-Oriented Development Plan.
4. Pursuant to Hawaii Administrative Rules (HAR) § 11-200-17(h) – relationship of the proposed action to land use plans, policies, and controls for the affected area – this the project must demonstrate that it is consistent with state environmental, social, and economic goals and land use policies. OP provides technical assistance to State and county agencies in administering the statewide planning system in HRS Chapter 226, the Hawaii State Planning Act. The DEIS should include an analysis of the project's ability to meet the goals, objectives, policies and priority guidelines of the Hawaii State Planning Act or clarify where it is in conflict with them.

The themes listed in Parts I and III of HRS Chapter 226 should be applied to each of the alternatives listed within the EISPN: no action; a new replacement facility at the current OCCC location; a new replacement facility at the HCF property; the relocation of women inmate population to the WCCC, as well as to each of the yet to be determine alternative location(s).

If any of the goals, objectives, policies, or priority guidelines are not applicable to the project, the DEIS should affirmatively state such determination. The most efficient method is summarizing these in tabular form, followed by discussion paragraphs.

5. The coastal zone management (CZM) area is defined as “all lands of the State and the area extending seaward from the shoreline to the limit of the State’s police power and management authority, including the U.S. territorial sea” (see HRS § 205A-1 definition of "coastal zone management area").

HRS § 205A-5(b) requires all state and county agencies to enforce the CZM objectives and policies. The Draft EIS should include an assessment as to how the proposed project conforms to the CZM objectives and its supporting policies set forth in HRS § 205A-2. The assessment on compliance with HRS § 205A-2 is an important component for satisfying the requirements of HRS Chapter 343.

The analysis on objectives and policies of HRS § 205A-2 should also be applied to the alternatives listed in the EISPN that may require development activities, as well as the yet to be determined alternative location(s).

6. Pursuant to HAR § 11-200-17(i) – probable impact of the proposed action on the environment, and impacts of the natural and human environment on the project – to ensure that impacted surface water resources and the coastal ecosystem that may be impacted by facility expansion, construction activity, or site development are addressed, the DEIS should evaluate the water and marine resources near the sites being considered for the new correctional facility, including yet to be determine alternative location(s), as to the project’s vulnerability to stormwater inundation, flooding, and the project’s impact upon water resources.

The DEIS should summarize the potential impact to nearshore marine resources and actions from the activities proposed for this plan and its related sites: the new development on the current OCCC property, the new development of a facility on the HCF property; and the yet to be determined alternative location(s) being considered. The DEIS should examine the cumulative impact from stormwater runoff and land-based pollutants that the prison system development activities would have on the coastal ecosystem. Issues that should be examined in the DEIS include, but are not limited to, land use classification and density, drainage infrastructure, potential flooding issues, and current erosion controls in place. These items, as well as the marine water quality classification, should be considered when developing mitigation measures to protect the coastal ecosystem.

OP has resources available to assist in development activities which promote sediment and stormwater control on land, thus protecting the nearshore environment. OP recommends consulting these guidance documents and stormwater evaluative


Lance Y. Maja, P.E.
Public Works Division, Planning Branch
Department of Accounting and General Services
November 25, 2016
Page 4

tools when developing strategies to address polluted runoff. They offer useful techniques to keep soil and sediment in place and prevent contaminating nearshore waters, while considering the practices best suited for each project. The evaluative tools that are available to be used during the design process include:

- Stormwater Impact Assessments can be used to identify and evaluate information on hydrology, stressors, sensitivity of aquatic and riparian resources, and management measures to control runoff, as well as to consider secondary and cumulative impacts to the area
http://files.hawaii.gov/dbedt/op/czm/initiative/stomwater_impact/final_storm_water_impact_assessments_guidance.pdf
- Low Impact Development (LID), A Practitioners Guide covers a range of structural best management practices for stormwater control management that minimizes flooding and mitigates stormwater runoff environmental impacts
http://files.hawaii.gov/dbedt/op/czm/initiative/lid/lid_guide_2006.pdf

We have no further comments at this time. If you have any questions, please call Joshua Hekeka of our Coastal Zone Management Program at (808) 587-2845.

✓ c: Mr. Vincent Shigekuni, Vice-President, PBR HAWAII & Associates, Inc



PBR HAWAII

& ASSOCIATES, INC.

10/26/2017

PRINCIPALS

THOMAS S. WITTEN, FASLA
Chairman

R. STAN DUNCAN, ASLA
President

RUSSELL Y. J. CHUNG, FASLA, LEED®AP BD+C
Executive Vice-President

VINCENT SHIGEKUNI
Vice-President

GRANT T. MURAKAMI, AICP, LEED®AP BD+C
Vice-President

TOM SCHNELL, AICP
Principal

KIMI MIKAMI YUEN, LEED®AP BD+C
Principal

W. FRANK BRANDT, FASLA
Chairman Emeritus

ASSOCIATES

RAYMOND T. HIGA, ASLA
Senior Associate

CATIE CULLISON, AICP
Senior Associate

SCOTT MURAKAMI, ASLA, LEED®AP
Associate

DACHENG DONG, LEED®AP
Associate

MARC SHIMATSU, ASLA
Associate

Leo R. Asuncion, Director
Office of Planning
State of Hawai'i
P.O. box 2359
Honolulu, HI 96804

SUBJECT: ENVIRONMENTAL IMPACT STATEMENT PREPARATION NOTICE FOR THE REPLACEMENT OF THE O'AHU COMMUNITY CORRECTION CENTER

Dear Mr. Asuncion,

Thank you for your memorandum dated November 25, 2016 (reference no. P-15375), regarding the Environmental Impact Statement (EIS) Preparation Notice for the Replacement of the O'ahu Community Correctional Center.

As the EIS sub-consultant for the State of Hawai'i Department of Accounting and General Services (DAGS), we have reviewed your comments and offer the following responses.

The Draft EIS will address:

- Siting process and rationale;
- Describe State Land Use process for sites not located within State Urban Land Use District Boundaries;
- Discuss proposed or ongoing initiatives, plans or project that may be impacted by relocation of OCCC;
- HAR 11-200-17(h);
- HRS Chapter 226 for each alternative and WCCC;
- HRS Chapter 205A-2 (CZM);
- Stormwater Impact Assessments; and
- Low Impact Development.

We value your participation in the environmental review process. Your letter will be included in the Draft EIS.

Sincerely,

PBR HAWAII & Associates, Inc.

Vincent Shigekuni

HONOLULU OFFICE
1001 Bishop Street, Suite 650
Honolulu, Hawai'i 96813-3484
Tel: (808) 521-5631
Fax: (808) 523-1402
E-mail: sysadmin@pbrhawaii.com

printed on recycled paper

Mr. Leo R. Asuncion

SUBJECT: ENVIRONMENTAL IMPACT STATEMENT PREPARATION NOTICE FOR
THE REPLACEMENT OF THE O'AHU COMMUNITY CORRECTIONAL CENTER

10/26/2017

Page 2 of 2

cc: Office of Environmental Quality Control
Department of Public Safety
Department of Accounting and General Services

O:\Job32\3201.01 OCCC Relocation_Expansion EIS\EIS\EISPN\Responses\OP - Response.docx



United States Department of the Interior



FISH AND WILDLIFE SERVICE
Pacific Islands Fish and Wildlife Office
300 Ala Moana Boulevard, Room 3-122
Honolulu, Hawai'i 96850

In Reply Refer To:
01EPIF00-2017-TA-0011

Mr. Lance Y. Maja
P.E., Coordinator
State of Hawai'i
Department of Accounting and General Services
1151 Punchbowl Street, Room 430
Kalanimoku Building
Honolulu, Hawai'i 96813

NOV 22 2016

Subject: Technical Assistance for the Replacement of the O'ahu Community Correctional Center Environmental Impact Statement Preparation Notice, O'ahu

Dear Mr. Maja:

The U.S. Fish and Wildlife Service (Service) received your email on October 12, 2016, requesting our comments on the proposed Replacement of the O'ahu Community Correctional Center (OCCC) Environmental Impact Statement Preparation Notice (EISPN). We understand PBR Hawaii & Associates, Inc. has prepared the Draft EISPN for the State of Hawai'i Department of Accounting and General Services on behalf of the Hawai'i Department of Public Safety in accordance with Chapter 343, Hawai'i Revised Statutes. The proposed project involves replacing the existing OCCC with a new facility to accommodate the current and projected population. The proposed OCCC will include areas for building administration and security, food preparation, medical services, program services, housing, visitation, and spaces for building support and maintenance functions. The existing OCCC and Halawa Correctional Facility are two sites currently under consideration for the new OCCC facility and a siting process is underway to identify other potential sites. In addition, the proposed action involves relocating female inmates currently housed at OCCC to a separate facility such as the Women's Community Correctional Center (WCCC) in Kailua. This may involve reconfiguring the WCCC to accommodate all adult women offenders on O'ahu. The Laumaka Work Furlough Center may be incorporated into the new OCCC facility or relocated to another appropriate location.

The following comments have been prepared pursuant to the Endangered Species Act of 1973 (16 U.S.C. 1531 *et seq.*), as amended (ESA); and other authorities mandating Federal oversight of environmental resources including the Migratory Bird Treaty Act of 1918 (16 U.S.C. 103 *et seq.*), as amended (MBTA). Based on these authorities, we offer the following comments for your consideration.

We have reviewed the information you provided and pertinent information in our files, including data compiled by the Hawai'i Biodiversity and Mapping Program as it pertains to listed species and designated critical habitat. There is no federally designated critical habitat within the immediate vicinity of the proposed project. Our data indicate that the following federally listed species may occur or transit through the vicinity of the proposed project area: the endangered Hawaiian hoary bat or 'ōpe'ape'a (*Lasiurus cinereus semotus*); the endangered Hawaiian stilt or ae'o (*Himantopus mexicanus knudseni*); the endangered Hawaiian gallinule or 'alae 'ula (*Gallinula galeata sandvicensis*); and the endangered band-rumped storm-petrel or 'ake'ake (*Oceanodroma castro*). Additionally, the wedge-tailed shearwater or 'ua'u kani (*Puffinus pacificus*) and white tern or manu-o-kū (*Gygis alba*) may occur or transit through the vicinity of the proposed project area. While these species are not listed under the ESA, they are federally protected under the MBTA.

Hawaiian hoary bat

Hawaiian hoary bats have been documented at various sites throughout Oahu (e.g., Ala Moana, University of Hawaii, Manoa, and Downtown Honolulu, Koolau Mountains). The Hawaiian hoary bat roosts in both exotic and native woody vegetation and, while foraging, will leave young unattended in "nursery" trees and shrubs when they forage. If trees or shrubs suitable for bat roosting are cleared during the breeding season, there is a risk that young bats could inadvertently be harmed or killed since they are too young to fly or may not move away. To minimize impacts to the endangered Hawaiian hoary bat, woody plants greater than 15 feet (4.6 meters) tall should not be disturbed, removed, or trimmed during the bat birthing and pup rearing season (June 1 through September 15). Site clearing should be timed to avoid disturbance to Hawaiian hoary bats in the project area.

Hawaiian stilt and Hawaiian gallinule

The Hawaiian stilt and Hawaiian gallinule occur at various sites within the vicinity of the project area (e.g., Ka'elepulu Pond, Kawainui Marsh, Hamakua Marsh, Keehi Lagoon). Hawaiian waterbirds, in particular, the Hawaiian stilt, is known to nest in sub-optimal locations (e.g., any ponding water) if present. Hawaiian stilts and Hawaiian gallinules attracted to sub-optimal habitat may suffer adverse impacts, such as predation, reduced reproductive success due to disturbance within the vicinity of a nest, injury or death from being hit by a vehicle and thus the project may create an attractive nuisance. Therefore, we recommend you design the proposed project in a manner that minimizes the amount of time standing water is present during construction, thereby, reducing the potential to attract waterbirds.

Hawaiian seabirds

Outdoor lighting, such as street lights and night-time work, can adversely impact listed and migratory seabird species found in the vicinity of the proposed project. Seabirds fly at night and are attracted to artificially lighted areas which can result in disorientation and subsequent fallout due to exhaustion or collision with objects such as utility lines, guy wires, and towers that protrude above the vegetation layer. Once grounded, they are vulnerable to predators or often struck by vehicles along roadways. Wedge-tailed shearwater nesting colonies are located on offshore islets and several locations on Oahu and every year many young shearwaters are downed and struck along O'ahu roadways. Any increase in the use of night-time lighting,

particularly during each year's peak fallout period (September 15 through December 15), could result in additional seabird injury or mortality.

If outdoor lighting is proposed for the project, the Service recommends a comprehensive lighting plan be developed and incorporated into the Draft EIS to minimize and avoid artificial lighting impacts to seabirds. If lights cannot be eliminated due to safety or security concerns then they should be positioned low to the ground, be motion-triggered and be shielded and/or full cut-off. Effective light shields should be completely opaque, sufficiently large, and positioned so that the bulb is only visible from below. We recommend avoiding night-time construction activities from September 15 through December 15 and providing all project staff with information about seabird fallout and that downed birds can be taken to Sea Life Park for rehabilitation.

If it is determined that the proposed project may affect federally listed species, we recommend you contact our office early in the planning process so that we may assist you with ESA compliance.

White tern

White fairy terns often nest in urban parks and residential areas from Hawaii Kai to Hickam Air Force Base. White fairy terns do not build nests, instead they lay a single egg directly on a ledge, tree branch, or other suitable location. The egg will hatch after approximately 35 days, after which it takes 45 days for the chick to be mature enough to leave the nest on its own. If trimming or removing trees, please examine all trees slated to be cut to determine if there are white fairy terns nesting in them. Similarly, we recommend examining any structures slated for demolition. Signs that white fairy terns are present include accumulation of white feathers or white droppings underneath the tree or structure.

General comments

Hawai'i's native ecosystems are heavily impacted by exotic invasive plants. Whenever possible we recommend using native plants for landscaping purposes. If native plants do not meet the landscaping objectives, we recommend choosing species that are thought to have a low risk of becoming invasive. The following websites are good resources to use when choosing landscaping plants: Pacific Island Ecosystems at Risk (<http://www.hear.org/Pier/>), Weed Risk Assessment for Hawai'i and Pacific Islands (<http://www.botany.hawaii.edu/faculty/daehler/wra/>) and Global Compendium of Weeds (<http://www.hear.org/gcw/>).

Since the proposed project will involve earthwork, there is a potential that it may cause soil erosion and sedimentation. Therefore, we are attaching the Service's recommended Best Management Practices regarding sedimentation and erosion control. We encourage you to incorporate the relevant practices into your project design.

We appreciate your efforts to conserve endangered species and we look forward to working with you as the project is developed and alternative sites selected. If you have questions regarding these comments, please contact Leila Gibson, Fish and Wildlife Biologist (phone: 808-792-9400, email: leila_gibson@fws.gov).

Sincerely,



Aaron Nadig
Island Team Manager
O'ahu, Kaua'i, North Western Hawaiian Islands,
and American Samoa

Enclosure: Service BMPs for erosion and sediment control

U.S. Fish and Wildlife Service Recommended Standard Best Management Practices

The U.S. Fish and Wildlife Service (USFWS) recommend the following measures to be incorporated into project planning to avoid or minimize impacts to fish and wildlife resources. Best Management Practices (BMPs) include the incorporation of procedures or materials that may be used to reduce either direct or indirect negative impacts to aquatic habitats that result from project construction-related activities. These BMPs are recommended in addition to, and do not over-ride any terms, conditions, or other recommendations prepared by the USFWS, other federal, state or local agencies. If you have questions concerning these BMPs, please contact the USFWS Aquatic Ecosystems Conservation Program at 808-792-9400.

1. Authorized dredging and filling-related activities that may result in the temporary or permanent loss of aquatic habitats should be designed to avoid indirect, negative impacts to aquatic habitats beyond the planned project area.
2. Dredging/filling in the marine environment should be scheduled to avoid coral spawning and recruitment periods, and sea turtle nesting and hatching periods. Because these periods are variable throughout the Pacific islands, we recommend contacting the relevant local, state, or federal fish and wildlife resource agency for site specific guidance.
3. Turbidity and siltation from project-related work should be minimized and contained within the project area by silt containment devices and curtailing work during flooding or adverse tidal and weather conditions. BMPs should be maintained for the life of the construction period until turbidity and siltation within the project area is stabilized. All project construction-related debris and sediment containment devices should be removed and disposed of at an approved site.
4. All project construction-related materials and equipment (dredges, vessels, backhoes, silt curtains, etc.) to be placed in an aquatic environment should be inspected for pollutants including, but not limited to; marine fouling organisms, grease, oil, etc., and cleaned to remove pollutants prior to use. Project related activities should not result in any debris disposal, non-native species introductions, or attraction of non-native pests to the affected or adjacent aquatic or terrestrial habitats. Implementing both a litter-control plan and a Hazard Analysis and Critical Control Point plan (HACCP – see <http://www.hacccp-nrm.org/Wizard/default.asp>) can help to prevent attraction and introduction of non-native species.
5. Project construction-related materials (fill, revetment rock, pipe, etc.) should not be stockpiled in, or in close proximity to aquatic habitats and should be protected from erosion (*e.g.*, with filter fabric, etc.), to prevent materials from being carried into waters by wind, rain, or high surf.
6. Fueling of project-related vehicles and equipment should take place away from the aquatic environment and a contingency plan to control petroleum products accidentally spilled during the project should be developed. The plan should be retained on site with the person responsible for compliance with the plan. Absorbent pads and containment booms should be stored on-site to facilitate the clean-up of accidental petroleum releases.
7. All deliberately exposed soil or under-layer materials used in the project near water should be protected from erosion and stabilized as soon as possible with geotextile, filter fabric or native or non-invasive vegetation matting, hydro-seeding, etc.



United States Department of the Interior



FISH AND WILDLIFE SERVICE
Pacific Islands Fish and Wildlife Office
300 Ala Moana Boulevard, Room 3-122
Honolulu, Hawaii 96850

NOV 09 2016

In Reply Refer To:
01EPIF00-2016-TA-0522

Mr. Lance Y. Maja, P.E., Coordinator
State of Hawaii
Department of Accounting and General Services
1151 Punchbowl Street, Room 430
Kalanimoku Building
Honolulu, Hawaii 96813

RECEIVED
NOV 14
PBR HAWAII

Subject: Replacement of the Oahu Community Correctional Center Environmental Impact Statement Preparation Notice

To Mr. Maja:

The Pacific Islands Fish and Wildlife Office received your letter requesting our comments on the prepared Environmental Impact Statement Preparation Notice (EISPN) for the replacement of the Oahu Community Correctional Center (OCCC). The current OCCC is located in Kalihi on an approximately 16-acre parcel at the south west corner of Kamehameha Highway/Dillingham Boulevard and Puuhale Road. The OCCC serves the Island of Oahu and acts as the local detention center for the First Circuit Court. OCCC is PSD's largest detention facility and it is in immediate need of replacement. Currently, two sites serving corrections function are under consideration for the replacement facility: 1) the current OCCC site; and 2) a portion of the Halawa Correctional Facility. An EISPN has been prepared pursuant to the State of Hawaii EIS law (Hawaii Revised Statutes, Chapter 343) and the State of Hawaii EIS rules (Hawaii Administrative Rules, Title 11, Chapter 200).

We have reviewed the information you provided and pertinent information in our files, including data compiled by the Hawai'i Biodiversity and Mapping Program as it pertains to listed species and designated critical habitat. No listed species or federally designated or proposed critical habitat occurs within the current OCCC site. Our data indicate the federally endangered Hawaiian hoary bat (*Lasiurus cinereus semotus*), endangered Hawaiian petrel (*Pterodroma phaeopygia sandwichensis*), threatened Newell's shearwater (*Puffinus auricularis newelii*), the endangered band-rumped storm-petrel (*Oceanodroma castro*), and seabirds protected under the Migratory Bird Treaty Act [16 U.S.C. 703-712] (MBTA), such as the wedge-tailed shearwater (*Puffinus pacificus chlorhynchus*), (collectively referred to as Hawaiian seabirds), could be impacted by components of your project at the Halawa Correctional Facility site. We offer the following recommendations to assist you.

Hawaiian hoary bat

The endangered Hawaiian hoary bat may be present within the proposed project area. The Hawaiian hoary bat roosts in both exotic and native woody vegetation and will leave young unattended in "nursery" trees and shrubs when they forage. If trees or shrubs suitable for bat roosting are cleared during the breeding season, there is a risk that young bats could inadvertently be harmed or killed. To minimize impacts to the endangered Hawaiian hoary bat, woody plants greater than 15 feet (4.6 meters) tall should not be disturbed, removed, or trimmed during the bat birthing and pup rearing season (June 1 through September 15).

Hawaiian seabirds

Outdoor lighting, such as street lights and night-time work, can adversely impact listed and migratory seabird species found in the vicinity of the proposed project. Seabirds fly at night and are attracted to artificially lighted areas which can result in disorientation and subsequent fallout due to exhaustion or collision with objects such as utility lines, guy wires, and towers that protrude above the vegetation layer. Once grounded, they are vulnerable to predators or often struck by vehicles along roadways. Any increase in the use of night-time lighting, particularly during each year's peak fallout period (September 15 through December 15), could result in additional seabird injury or mortality. Impacts to seabirds can be minimized by shielding outdoor lights associated with the project to the maximum extent possible, eliminating night-time construction, and providing all project staff with information about seabird fallout. All lights, including street lights, should be shielded so the bulb can only be seen from below and use the lowest wattage bulbs possible. Your EA should address all potential impacts to seabirds and outline conservation measures to minimize these impacts.


We appreciate your efforts to conserve endangered species. Please contact Nanea Valeros, Pacific Islands Fish and Wildlife Office, if you have any questions regarding this letter (phone: 808-792-9400; email: nanea_valeros@fws.gov).

Sincerely,



Aaron Nadig
Island Team Manager
Oahu, Kauai, Northwestern Hawaiian
Islands, and American Samoa

cc: Mr. Vincent Shigekuni, PBR HAWAII & Associates, Inc.



10/26/2017

PRINCIPALS

THOMAS S. WITTEN, FASLA
Chairman

R. STAN DUNCAN, ASLA
President

RUSSELL Y. J. CHUNG, FASLA, LEED®AP BD+C
Executive Vice-President

VINCENT SHIGEKUNI
Vice-President

GRANT T. MURAKAMI, AICP, LEED®AP BD+C
Vice-President

TOM SCHNELL, AICP
Principal

KIMI MIKAMI YUEN, LEED®AP BD+C
Principal

W. FRANK BRANDT, FASLA
Chairman Emeritus

ASSOCIATES

RAYMOND T. HIGA, ASLA
Senior Associate

CATIE CULLISON, AICP
Senior Associate

SCOTT MURAKAMI, ASLA, LEED®AP
Associate

DACHENG DONG, LEED®AP
Associate

MARC SHIMATSU, ASLA
Associate

Aaron Nadig
Island Team Manager
United States Department of the Interior
Fish and Wildlife Service
Pacific Islands Fish and Wildlife Office
300 Ala Moana Boulevard, Room 3-122
Honolulu, HI 96850

**SUBJECT: ENVIRONMENTAL IMPACT STATEMENT PREPARATION
NOTICE FOR THE REPLACEMENT OF THE O‘AHU
COMMUNITY CORRECTION CENTER**

Dear Mr. Nadig,

Thank you for your letter dated November 9, 2016 (reference no. 01EPIF00-2016-TA-0522), regarding the Environmental Impact Statement (EIS) Preparation Notice for the Replacement of the O‘ahu Community Correctional Center.

As the EIS sub-consultant for the State of Hawai‘i Department of Accounting and General Services (DAGS), we have reviewed your comments. We appreciate the information provided and the Draft EIS will include potential impacts to Hawaiian hoary bats and Hawaiian seabirds and outline conservation measures to minimize any impacts to these species.

We value your participation in the environmental review process. Your letter will be included in the Draft EIS.

Sincerely,

PBR HAWAII & Associates, Inc.

Vincent Shigekuni

cc: Office of Environmental Quality Control
Department of Public Safety
Department of Accounting and General Services

HONOLULU OFFICE
1001 Bishop Street, Suite 650
Honolulu, Hawai‘i 96813-3484
Tel: (808) 521-5631
Fax: (808) 523-1402
E-mail: sysadmin@pbrhawaii.com

printed on recycled paper



United States Department of the Interior

U.S. GEOLOGICAL SURVEY
Pacific Islands Water Science Center
1845 Wasp Boulevard, Building 176
Honolulu, Hawaii 96818

Phone: (808) 690-9600/Fax: (808) 690-9599

October 13, 2016

RECEIVED
OCT 17
PBR HAWAII

Mr. Vincent Shigekuni, Vice-President
PBR Hawaii & Associates, Inc.
1001 Bishop Street, Suite 650
Honolulu, Hawai'i 96813

Dear Mr. Shigekuni:

Subject: Environmental Impact Statement Preparation Notice (EISPN) for the Replacement of the O'ahu Community Correctional Center (OCCC), Honolulu, Hawaii, Tax Map Keys: 1-2-013: 002, 9-9-010: 030 por., 4-2-003:004, 024, 025, 026


Thank you for your letter regarding availability of the subject EISPN for review and comment by the staff of the U.S. Geological Survey Pacific Islands Water Science Center. We regret however, that due to prior commitments and lack of available staff, we are unable to review this document.

We appreciate the opportunity to participate in the review process.

Sincerely,


Stephen S. Anthony
Center Director

cc: Mr. Lance Y. Maja, P.E., Coordinator
State of Hawai'i
Department of Accounting and General Services
Kalanimoku Building
1151 Punchbowl Street, Room 430
Honolulu, Hawai'i 96813



PBR HAWAII

& ASSOCIATES, INC.

10/26/2017

PRINCIPALS

THOMAS S. WITTEN, FASLA
Chairman

R. STAN DUNCAN, ASLA
President

RUSSELL Y. J. CHUNG, FASLA, LEED® AP BD+C
Executive Vice-President

VINCENT SHIGEKUNI
Vice-President

GRANT T. MURAKAMI, AICP, LEED® AP BD+C
Vice-President

TOM SCHNELL, AICP
Principal

KIMI MIKAMI YUEN, LEED® AP BD+C
Principal

W. FRANK BRANDT, FASLA
Chairman Emeritus

ASSOCIATES

RAYMOND T. HIGA, ASLA
Senior Associate

CATIE CULLISON, AICP
Senior Associate

SCOTT MURAKAMI, ASLA, LEED® AP
Associate

DACHENG DONG, LEED® AP
Associate

MARC SHIMATSU, ASLA
Associate

Stephen S. Anthony
Center Director
United States Department of the Interior
U.S. Geological Survey
1845 Wasp Boulevard, Building 176
Honolulu, HI 96818

**SUBJECT: ENVIRONMENTAL IMPACT STATEMENT PREPARATION
NOTICE FOR THE REPLACEMENT OF THE O'AHU
COMMUNITY CORRECTION CENTER**

Dear Mr. Anthony,

Thank you for your letter dated October 13, 2016, regarding the Environmental Impact Statement (EIS) Preparation Notice for the Replacement of the O'ahu Community Correctional Center.

As the EIS sub-consultant for the State of Hawai'i Department of Accounting and General Services (DAGS), we have reviewed your letter. We recognize that the U.S. Geologic Survey Pacific Islands Water Science Center lacks the available staff to review the document at this time.

We value your participation in the environmental review process. Your letter will be included in the Draft EIS.

Sincerely,

PBR HAWAII & Associates, Inc.

Vincent Shigekuni

cc: Office of Environmental Quality Control
Department of Public Safety
Department of Accounting and General Services

HONOLULU OFFICE
1001 Bishop Street, Suite 650
Honolulu, Hawai'i 96813-3484
Tel: (808) 521-5631
Fax: (808) 523-1402
E-mail: sysadmin@pbrhawaii.com

O:\Job32\3201.01 OCCC Relocation_Expansion EIS\EIS\EISP\Responses\USGS - Response.docx

printed on recycled paper

GOV. IBE'S OFFICE:

OCT. 3, 2016

Prison relocation ideas

I'm wondering if the prisons could be relocated to remote areas away from the urban core population.

The land would be much cheaper, as some areas might not be suitable for agriculture or housing development, due to the distance from other amenities.

There could be a chapel-sized courtroom constructed in the complex to conduct court business. The judicial staff could be transported to the complex in government or privately-owned vehicles.

The courtroom could have video links to a computer system to process the information.


It seems like it would be much safer to transport judicial staff to the hearings, instead of having to handcuff and manacle prisoners to deliver them to the urban core courts.

The courtroom could include glass-enclosed areas to separate the prison population from other members of the judicial process.

Maybe we wouldn't need to waste millions of taxpayer dollars on study after study to figure out how to expand our jails.

Ann Brewer
Waialua

Ann Brewer
PO BOX 156
WAIALUA, HI 96791
808-343-8292



PBR HAWAII
& ASSOCIATES, INC.

10/26/2017

THOMAS S. WITTEN, FASLA
Chairman / Principal

R. STAN DUNCAN, ASLA
President / Principal

RUSSELL Y. J. CHUNG, FASLA, LEED®AP BD+C
Executive Vice-President / Principal

VINCENT SHIGEKUNI
Vice-President / Principal

GRANT T. MURAKAMI, AICP, LEED®AP BD+C
Vice-President / Principal

TOM SCHNELL, AICP
Principal

KIMI MIKAMI YUEN, LEED®AP BD+C
Principal

W. FRANK BRANDT, FASLA
Chairman Emeritus

ANN MIKIKO BOUSLOG, PhD
Project Director

RAMSAY R. M. TAUM
Cultural Sustainability Planner

RAYMOND T. HIGA, ASLA
Senior Associate

CATIE CULLISON, AICP
Senior Associate

SCOTT MURAKAMI, ASLA, LEED®AP
Associate

DACHENG DONG, LEED®AP
Associate

MARC SHIMATSU, ASLA
Associate

HONOLULU OFFICE
1001 Bishop Street, Suite 650
Honolulu, Hawai'i 96813-3484
Tel: (808) 521-5631
Fax: (808) 523-1402
E-mail: sysadmin@pbrhawaii.com

Ann Brewer
P.O. Box 156
Waialua, HI 96791

**SUBJECT: ENVIRONMENTAL IMPACT STATEMENT PREPARATION
NOTICE FOR THE REPLACEMENT OF THE O'AHU
COMMUNITY CORRECTIONAL CENTER**

Dear Ms. Brewer,

Thank you for your letter dated October 3, 2016, regarding the Environmental Impact Statement (EIS) Preparation Notice for the Replacement of the O'ahu Community Correctional Center (OCCC). As the EIS sub-consultant for the State of Hawai'i Department of Accounting and General Services (DAGS), we have reviewed your comments and offer the following response.

The proposed project is to replace an outmoded, inefficient, and costly to operate jail (aka, detention center) with a modern facility. The proposed project does not involve building a new prison which serves a different purpose, has very different functions, and houses a different inmate population.

Concerning your suggestion to incorporate a courtroom within the proposed OCCC facility we offer this response. Decisions concerning the location and operation of the courts in Hawaii are the sole purview of the Hawai'i State Judiciary. Representatives of the Department of Public Safety have met regularly with their Judicial counterparts throughout the OCCC planning process who have reported on each occasion that the State's judges are committed to working strictly from court facilities located in downtown Honolulu. Providing courtroom space in a new OCCC facility away from the current court locations is not an approach endorsed by the Judiciary at this time.

We value your participation in the environmental review process. Your letter will be included in the Draft EIS.

Sincerely,

PBR HAWAII & Associates, Inc.

Vincent Shigekuni

Ms. Ann Brewer

SUBJECT: ENVIRONMENTAL IMPACT STATEMENT PREPARATION NOTICE FOR THE
REPLACEMENT OF THE O‘AHU COMMUNITY CORRECTIONAL CENTER

10/26/17

Page 2 of 2

cc: Office of Environmental Quality Control
Department of Public Safety
Department of Accounting and General Services

O:\Job32\3201.01 OCCC Relocation_Expansion EIS\EIS\EISPN\Responses\Community Responses\Response - A.
Brewer.docx

Cody Ebato
1286 Alakapuna St. Apt #204
Honolulu, HI 96819

PBR Hawaii & Associates, Inc.
ATTN: Vincent Shigekuni
1001 Bishop Street, Suite 650
Honolulu, Hawaii 96813

RECEIVED
OCT 24
PBR HAWAII

October 5, 2016

Dear Mr. Shigekuni,

My name is Cody Ebato. I am a senior at Moanalua High School and am writing to you today about the problem with the rebuilding of O'ahu Community Correctional Center. I feel that the O'ahu Community Correctional Center should stay the same place because that will cost our state a lot of money and we are already losing money from the rail. We cannot afford for our taxes to go higher just for another prison. I feel that we should be putting the money into the school program and not on the rail or the prisoners. For every student the amount of money the state spends is only \$10,000 per year, comparing to the amount of money they spend to incarcerate an adult in prison per year which is \$48,000. That is outrageous. We are spending more money on people that committed crimes other than students trying to work hard to have a better future.

They talk about how the jail is too beat down and they need more rooms for other inmates at the (EIS) scope meeting but when people are sent to jail, it's supposed to make them shape up not a hotel for them to stay in for the next year or however many years they have.


This may be able to benefit us because at the meeting they said they would be able to use less guards to patrol the jail but then the people who have jobs there now are going to get laid off, and we don't know if that is even true. They could be just saying that to make us support the rebuilding of the jail so I do not believe anything that they say and I feel like the jails we have here now are fine enough.

This is the side that I take that we should not build another jail. Our jail we have now is good enough. They are spending 4x more money on inmates than the students in school. The future of this community/island should not be spending more money on people who have committed crimes. We did nothing so I think that is not right and the students should come over anything.

Sincerely,



Cody Ebato



PBR HAWAII
& ASSOCIATES, INC.

10/26/2017

Cody Ebato
1286 Alakapuna Street, Apt 204
Honolulu, HI 96819

THOMAS S. WITTEN, FASLA
Chairman / Principal

R. STAN DUNCAN, ASLA
President / Principal

RUSSELL Y. J. CHUNG, FASLA, LEED®AP BD+C
Executive Vice-President / Principal

VINCENT SHIGEKUNI
Vice-President / Principal

GRANT T. MURAKAMI, AICP, LEED®AP BD+C
Vice-President / Principal

TOM SCHNELL, AICP
Principal

KIMI MIKAMI YUEN, LEED®AP BD+C
Principal

W. FRANK BRANDT, FASLA
Chairman Emeritus

ANN MIKIKO BOUSLOG, PhD
Project Director

RAMSAY R. M. TAUM
Cultural Sustainability Planner

RAYMOND T. HIGA, ASLA
Senior Associate

CATIE CULLISON, AICP
Senior Associate

SCOTT MURAKAMI, ASLA, LEED®AP
Associate

DACHENG DONG, LEED®AP
Associate

MARC SHIMATSU, ASLA
Associate

**SUBJECT: ENVIRONMENTAL IMPACT STATEMENT PREPARATION
NOTICE FOR THE REPLACEMENT OF THE O'AHU
COMMUNITY CORRECTIONAL CENTER**

Dear Mr. Ebato,

Thank you for your letter dated October 5, 2016, regarding the Environmental Impact Statement (EIS) Preparation Notice for the Replacement of the O'ahu Community Correctional Center (OCCC). As the EIS sub-consultant for the State of Hawai'i Department of Accounting and General Services (DAGS), we have reviewed your comments and offer the following response.

Replacement of the OCCC facility at the current location is one of the site alternatives under study within the Environmental Impact Statement. The proposed project is to replace an outmoded, inefficient, and costly to operate jail (aka, detention center) with a modern, state-of-the-art facility. The proposed project does not involve the construction of a prison which serves a different purpose, has very different functions, and houses a different inmate population.

Unfortunately, it is true that housing offenders in jail and prison is costly. It's important to note that the inmates housed at OCCC are under the jurisdiction of the Hawai'i State Judiciary (courts) and not the Department of Public Safety. Detainees in jail can only be released, placed in outside programs or assigned to other alternatives to incarceration by the Judiciary.

When OCCC was developed in 1975 it was part of a county-based community corrections system concept with 456 beds; today the facility has a design capacity of 628 beds with an operational capacity of 954 beds. However, it consistently operates above these capacities with a daily population routinely exceeding 1,100. The need for a replacement facility has been well documented.

A modern, state-of-the-art facility to replace the existing OCCC is expected to require fewer adult corrections officers (ACOs) to operate. However, there are no plans to reduce the number of OCCC staff; rather staff will be reassigned to other functions or facilities as necessary.

HONOLULU OFFICE
1001 Bishop Street, Suite 650
Honolulu, Hawai'i 96813-3484
Tel: (808) 521-5631
Fax: (808) 523-1402
E-mail: sysadmin@pbrhawaii.com

printed on recycled paper

Mr. Cody Ebato

SUBJECT: ENVIRONMENTAL IMPACT STATEMENT PREPARATION NOTICE FOR THE
REPLACEMENT OF THE O'AHU COMMUNITY CORRECTIONAL CENTER

10/26/17

Page 2 of 2

Replacing OCCC has been contemplated since the publication of the 10-Year Master Plan Update report prepared for the State of Hawaii by Carter Goble Associates in December 2003 which recommended investments in new or improved community correctional centers (CCCs) on Oahu, Maui, Kauai and Hawaii Island. The 10-Year Master Plan Update report is available for viewing on the PSD website.

We value your participation in the environmental review process. Your letter will be included in the Draft EIS.

Sincerely,

PBR HAWAII & Associates, Inc.

A handwritten signature in black ink, appearing to read "Vincent R. Shigekuni". The signature is fluid and cursive, with a large initial "V" and "S".

Vincent Shigekuni

cc: Office of Environmental Quality Control
Department of Public Safety
Department of Accounting and General Services

O:\Job32\3201.01 OCCC Relocation_Expansion EIS\EIS\EISPN\Responses\Community Responses\Response - C.
Ebato.docx

Kaysen Kalani
% Marian Bernard-Reautaso
2379 Jennie St.
Honolulu, HI 96819

PBR HAWAII & Associates, Inc.
ATTN: Vincent Shigekuni
1001 Bishop Street, Suite 650
Honolulu, HI 96813

RECEIVED
OCT 24
PBR HAWAII

October 5, 2016

Dear Mr. Shigekuni,

I am Kaysen Kalani. I am a junior from Moanalua High School, and I support the idea of rebuilding OCCC. Rebuilding OCCC is a good idea because you will create jobs for families in the area, upgrade security and help make OCCC a safer place.


Rebuilding OCCC will create jobs because it will take a lot of manual work and with that you will need a lot of workers which can create jobs for people who live in the area. People who are looking for work may not have to look far because it will be right there in Kalihi. No fighting traffic early in the morning or late afternoons. Also, inmates can learn job skills and maybe takes years off their sentence. If inmates work on the rebuilding of OCCC you will help them create respect for the jail and each other as they work hard, and bond together to rebuild OCCC plus they can maybe decrease their sentence for good behavior and helping out.

Rebuilding OCCC is good because it hasn't been fixed or restored in the 36 years and by now the security system has been outdated. There have been many break outs and riots within the past few years. We can fix these problems with a new security system for we can watch inmates more carefully and search their cells better. Having a new security system will make the inmates more careful of their actions.

In conclusion the rebuilding of OCCC will be a good idea because it will have more positive action to the community. We are trying to help the community by opening opportunities to the community such as jobs and security.

Thank you for your time. Have a wonderful day and stay blessed.

Sincerely,
Kaysen Kalani
Kaysen Kalani



PBR HAWAII
& ASSOCIATES, INC.

10/26/2017

THOMAS S. WITTEN, FASLA
Chairman / Principal

R. STAN DUNCAN, ASLA
President / Principal

RUSSELL Y. J. CHUNG, FASLA, LEED®AP BD+C
Executive Vice-President / Principal

VINCENT SHIGEKUNI
Vice-President / Principal

GRANT T. MURAKAMI, AICP, LEED®AP BD+C
Vice-President / Principal

TOM SCHNELL, AICP
Principal

KIMI MIKAMI YUEN, LEED®AP BD+C
Principal

W. FRANK BRANDT, FASLA
Chairman Emeritus

ANN MIKIKO BOUSLOG, PhD
Project Director

RAMSAY R. M. TAUM
Cultural Sustainability Planner

RAYMOND T. HIGA, ASLA
Senior Associate

CATIE CULLISON, AICP
Senior Associate

SCOTT MURAKAMI, ASLA, LEED®AP
Associate

DACHENG DONG, LEED®AP
Associate

MARC SHIMATSU, ASLA
Associate

Kaysen Kalani
c/o Marian Bernard-Reautaso
2379 Jennie Street
Honolulu, HI 96819

**SUBJECT: ENVIRONMENTAL IMPACT STATEMENT PREPARATION
NOTICE FOR THE REPLACEMENT OF THE O'AHU
COMMUNITY CORRECTIONAL CENTER**

Dear Mr. Kalani,

Thank you for your letter dated October 5, 2016, regarding the Environmental Impact Statement (EIS) Preparation Notice for the Replacement of the O'ahu Community Correctional Center (OCCC). As the EIS sub-consultant for the State of Hawai'i Department of Accounting and General Services (DAGS), we have reviewed your comments and offer the following response.

Development of a new OCCC facility at the current location in Kalihi is one of four alternatives currently under consideration and the subject of the Draft EIS. Your comment on traffic has been noted, and the topic will be further discussed in the EIS. Additionally, inmates will not be involved in construction of the proposed OCCC facility.

Improvements have been made to OCCC throughout its operation. However, the proposed OCCC replacement facility which, when constructed, will take advantage of the newest cost-savings technologies, state-of-the-art security equipment and procedures, and improve correctional services and safety for inmates, staff and the public.

We value your participation in the environmental review process. Your letter will be included in the Draft EIS.

Sincerely,

PBR HAWAII & Associates, Inc.

Vincent Shigekuni

HONOLULU OFFICE
1001 Bishop Street, Suite 650
Honolulu, Hawai'i 96813-3484
Tel: (808) 521-5631
Fax: (808) 523-1402
E-mail: sysadmin@pbrhawaii.com

Mr. Kaysen Kalani

SUBJECT: ENVIRONMENTAL IMPACT STATEMENT PREPARATION NOTICE FOR THE
REPLACEMENT OF THE O‘AHU COMMUNITY CORRECTIONAL CENTER

10/26/17

Page 2 of 2

cc: Office of Environmental Quality Control
Department of Public Safety
Department of Accounting and General Services

O:\Job32\3201.01 OCCC Relocation_Expansion EIS\EIS\EISPN\Responses\Community Responses\Response - K.
Kalani.docx

Michael Regalario
3549 Puuku Mauka Dr
Honolulu, Hawaii 96818

RECEIVED
OCT 24
PBR HAWAII

PBR HAWAII & Associates, Inc.
Attn: Vincent Shigekuni
1001 Bishop Street, Suite 650
Honolulu, Hawaii 96813

October 4, 2016

Dear Mr. Shigekuni,


We should rebuild OCCC because it will create future improvements in the community. A newer facility makes financial sense. It will be able to house the current population of inmates in Arizona to serve their remaining sentences here at home (khon2news, Sept, 21, 2016). Bringing local inmates from Arizona will both benefit the inmates & families since it decreases the recidivism rate. Therefore we will save money. In addition, there is no use of renovating the current facility if it's only going to cost more than building a new prison complex. Representative Romy Cachola agrees to this. Rebuilding a newer prison complex will financially benefit taxpayers (Hawaii reporter, Feb, 19, 2014). Even though I am agreeing on building a new facility, this should be the last time we do this type of project and focus more on creating programs that will decrease the recidivism rate and prevent future overcrowding in the facility. With less inmates to worry about we will be able to save more money.

This project must not end up like the rail. It is unfortunate that the people in charge of the rail project are poor planners since they still do not know the total cost of the rail and the cost to maintain it. This is why we need good planners for this project before pursuing the building of a new OCCC.

Sincerely,



Michael Regalario



PBR HAWAII
& ASSOCIATES, INC.

10/26/2017

THOMAS S. WITTEN, FASLA
Chairman / Principal

R. STAN DUNCAN, ASLA
President / Principal

RUSSELL Y. J. CHUNG, FASLA, LEED®AP BD+C
Executive Vice-President / Principal

VINCENT SHIGEKUNI
Vice-President / Principal

GRANT T. MURAKAMI, AICP, LEED®AP BD+C
Vice-President / Principal

TOM SCHNELL, AICP
Principal

KIMI MIKAMI YUEN, LEED®AP BD+C
Principal

W. FRANK BRANDT, FASLA
Chairman Emeritus

ANN MIKIKO BOUSLOG, PhD
Project Director

RAMSAY R. M. TAUM
Cultural Sustainability Planner

RAYMOND T. HIGA, ASLA
Senior Associate

CATIE CULLISON, AICP
Senior Associate

SCOTT MURAKAMI, ASLA, LEED®AP
Associate

DACHENG DONG, LEED®AP
Associate

MARC SHIMATSU, ASLA
Associate

Michael Regalario
3549 Puuku Mauka Drive
Honolulu, HI 96818

**SUBJECT: ENVIRONMENTAL IMPACT STATEMENT PREPARATION
NOTICE FOR THE REPLACEMENT OF THE O'AHU
COMMUNITY CORRECTIONAL CENTER**

Dear Mr. Regalario,

Thank you for your letter dated October 4, 2016, regarding the Environmental Impact Statement (EIS) Preparation Notice for the Replacement of the O'ahu Community Correctional Center (OCCC). As the EIS sub-consultant for the State of Hawai'i Department of Accounting and General Services (DAGS), we have reviewed your comments and offer the following response.

It is correct that developing a new OCCC replacement facility will be more cost-effective than attempting to renovate the existing facility. The proposed project is to replace an outmoded, inefficient, and costly to operate jail (i.e., detention center or community correctional center) with a modern, state-of-the-art facility. The proposed project does not involve the construction of a prison which serves a different purpose, has very different functions, and houses a different inmate population. Hawaii's inmates serving their sentences in facilities in Arizona will not be affected by development of the proposed OCCC replacement facility.

Considerable attention is being devoted to understanding the full extent of the likely costs and challenges to developing the new OCCC facility in order to avoid the issues affecting the Honolulu Area Rapid Transit project.

We value your participation in the environmental review process. Your letter will be included in the Draft EIS.

Sincerely,

PBR HAWAII & Associates, Inc.

Vincent Shigekuni

HONOLULU OFFICE
1001 Bishop Street, Suite 650
Honolulu, Hawai'i 96813-3484
Tel: (808) 521-5631
Fax: (808) 523-1402
E-mail: sysadmin@pbrhawaii.com

printed on recycled paper

Mr. Michael Regalario

SUBJECT: ENVIRONMENTAL IMPACT STATEMENT PREPARATION NOTICE FOR THE
REPLACEMENT OF THE O'AHU COMMUNITY CORRECTIONAL CENTER

10/26/17

Page 2 of 2

cc: Office of Environmental Quality Control
Department of Public Safety
Department of Accounting and General Services

O:\Job32\3201.01 OCCC Relocation_Expansion EIS\EIS\EISPN\Responses\Community Responses\Response - M.
Regalario.docx

Nehemiah Sauvao
C/O: Malia Bernard-Reantaso
2379 Jennie St.
Honolulu, HI 96819

RECEIVED
OCT 24
PBR HAWAII

PBR HAWAII & Associates, Inc.
Attn: Vincent Shigekuni
1001 Bishop St. Suite 650
Honolulu, Hawaii 96813

October 5, 2016

My name is Nehemiah Sauvao and I am currently a public high school student. I'm writing this letter because I am concerned about rebuilding OCCC. The reason why I'm against this is because we the people are already using money on the rail and now OCCC! These projects will increase our taxes. People are already struggling to afford the high cost of living.

I really think that we should build programs for education because it helps our local inmates to improve their personality and behavior. For example ex-convict Sam Kililikane ran away from home when he was 13 years old. He started doing drugs while hanging out with bad people and also dropped out of school. Eventually he ended up in jail because of drug use. While incarcerated, he realized that education was going to put him on a better path. After prison, he attended Leeward Community College. As he studied about his native culture, he realized his passion of driving commercial trucks which became his career (Malamalama, Nov 26, 2016). This goes to show that education really helps people from ending up in prison. Unfortunately the government spends too much money on building bars instead of investing in programs for education. In most cases the amount it takes to house one prison a year is more than many Hawaii residents makes a year (Khon2news, June 28, 2016). This is very stupid because we are putting in more money on inmates, while residents are already struggling to afford the high cost of living.

I believe that investing in educational programs will benefit the entire community by reducing recidivism and will save taxpayers' money (Seattle Times, Oct 9, 2015). These programs can prevent inmates from returning back to prison. And more importantly they can focus on a better path once they leave prison.

Sincerely,



Nehemiah Sauvao



PBR HAWAII

& ASSOCIATES, INC.

10/26/2017

THOMAS S. WITTEN, FASLA
Chairman / Principal

R. STAN DUNCAN, ASLA
President / Principal

RUSSELL Y. J. CHUNG, FASLA, LEED®AP BD+C
Executive Vice-President / Principal

VINCENT SHIGEKUNI
Vice-President / Principal

GRANT T. MURAKAMI, AICP, LEED®AP BD+C
Vice-President / Principal

TOM SCHNELL, AICP
Principal

KIMI MIKAMI YUEN, LEED®AP BD+C
Principal

W. FRANK BRANDT, FASLA
Chairman Emeritus

ANN MIKIKO BOUSLOG, PhD
Project Director

RAMSAY R. M. TAUM
Cultural Sustainability Planner

RAYMOND T. HIGA, ASLA
Senior Associate

CATIE CULLISON, AICP
Senior Associate

SCOTT MURAKAMI, ASLA, LEED®AP
Associate

DACHENG DONG, LEED®AP
Associate

MARC SHIMATSU, ASLA
Associate

Nehemiah Sauvao
c/o Marian Bernard-Reautaso
2379 Jennie Street
Honolulu, HI 96819

SUBJECT: ENVIRONMENTAL IMPACT STATEMENT PREPARATION NOTICE FOR THE REPLACEMENT OF THE O'AHU COMMUNITY CORRECTIONAL CENTER

Dear Mr. Sauvao,

Thank you for your letter dated October 5, 2016, regarding the Environmental Impact Statement (EIS) Preparation Notice for the Replacement of the O'ahu Community Correctional Center (OCCC). As the EIS sub-consultant for the State of Hawai'i Department of Accounting and General Services (DAGS), we have reviewed your comments and offer the following response.

The proposed project is to replace an outmoded, inefficient, and costly to operate jail (i.e., detention center or community correctional center) with a modern facility. As facilities age, replacement or reconstruction is inevitable. Your opposition is acknowledged.

Further investments in education is worthy of support, but so is the health and safety of OCCC detainees, their visitors, staff and volunteers.

We value your participation in the environmental review process. Your letter will be included in the Draft EIS.

Sincerely,

PBR HAWAII & Associates, Inc.

Vincent Shigekuni

cc: Office of Environmental Quality Control
Department of Public Safety
Department of Accounting and General Services

HONOLULU OFFICE
1001 Bishop Street, Suite 650
Honolulu, Hawai'i 96813-3484
Tel: (808) 521-5631
Fax: (808) 523-1402
E-mail: sysadmin@pbrhawaii.com

O:\Job32\3201.01 OCCC Relocation_Expansion EIS\EIS\EISPN\Responses\Community Responses\Response - N. Sauvao.docx

November 1, 2016

Vincent Shigekuni
PBR HAWAII & Associates, Inc.
1001 Bishop Street, Suite 650
Honolulu, HI 96813

RECEIVED
NOV 03
PBR HAWAII

Dear Mr. Shigekuni:

In the planning of the building of the new prison, request consideration for following to be included::


1. Will there be industrial training facilities available so anyone taking electrical, plumbing, etc., could be certified as having had hands-on experience which would help them obtain employment..
2. Will there be shower walls? At present, all passer-bys (females) can see everyone bathing.
3. Will there be enough classrooms available for all inmates to attend classes without having to wait on wait-list..
4. Will there be craft/woodshop rooms where they can create items and make them?
5. Will there be designated treatment rooms for the handicap and mentally ill.
6. Will there be adequately equipped dispensary and qualified staff to service the inmates on the same day of their request.
7. Enough dedicated TV cable wiring without sharing with other facilities so reception would be clear.

Aloha,



E. Ileina Funakoshi
1724 Hooheke St.
Pearl City, HI 9682

Copy to:
Office of Environmental Quality Control
235 South Beretania Street, Suite 702
Honolulu



PBR HAWAII
& ASSOCIATES, INC.

10/26/2017

THOMAS S. WITTEN, FASLA
Chairman / Principal

R. STAN DUNCAN, ASLA
President / Principal

RUSSELL Y. J. CHUNG, FASLA, LEED® AP BD+C
Executive Vice-President / Principal

VINCENT SHIGEKUNI
Vice-President / Principal

GRANT T. MURAKAMI, AICP, LEED® AP BD+C
Vice-President / Principal

TOM SCHNELL, AICP
Principal

KIMI MIKAMI YUEN, LEED® AP BD+C
Principal

W. FRANK BRANDT, FASLA
Chairman Emeritus

ANN MIKIKO BOUSLOG, PhD
Project Director

RAMSAY R. M. TAUM
Cultural Sustainability Planner

RAYMOND T. HIGA, ASLA
Senior Associate

CATIE CULLISON, AICP
Senior Associate

SCOTT MURAKAMI, ASLA, LEED® AP
Associate

DACHENG DONG, LEED® AP
Associate

MARC SHIMATSU, ASLA
Associate

E. Ieina Funakoshi
1724 Hooheke Street
Pearl City, HI 96782

**SUBJECT: ENVIRONMENTAL IMPACT STATEMENT PREPARATION
NOTICE FOR THE REPLACEMENT OF THE O'AHU
COMMUNITY CORRECTIONAL CENTER**

Dear Ms. Funakoshi,

Thank you for your letter dated November 1, 2016, regarding the Environmental Impact Statement (EIS) Preparation Notice for the Replacement of the O'ahu Community Correctional Center (OCCC). As the EIS sub-consultant for the State of Hawai'i Department of Accounting and General Services (DAGS), we have reviewed your comments and offer the following response.

The proposed project is to replace an outmoded, inefficient, and costly to operate jail (aka, detention center or community correctional center) with a modern, state-of-the-art facility. The proposed project does not involve the construction of a prison which serves a different purpose, has very different functions, and houses a different inmate population. Inmates serving sentences in prisons in Hawaii are provided with vocational training opportunities as part of their rehabilitative process.

While design of a new OCCC has not been undertaken, spaces will be allocated to education, treatment, programming and similar services so as to improve access by OCCC inmates. Future design will also consider elements such as spaces to be allocated to the treatment of inmates with mental illnesses, access to television programs, and the importance of privacy.

We value your participation in the environmental review process. Your letter will be included in the Draft EIS.

Sincerely,

PBR HAWAII & Associates, Inc.

Vincent Shigekuni

HONOLULU OFFICE
1001 Bishop Street, Suite 650
Honolulu, Hawai'i 96813-3484
Tel: (808) 521-5631
Fax: (808) 523-1402
E-mail: sysadmin@pbrhawaii.com

printed on recycled paper

Ms. E. Ileina Funakoshi

SUBJECT: ENVIRONMENTAL IMPACT STATEMENT PREPARATION NOTICE FOR THE
REPLACEMENT OF THE O‘AHU COMMUNITY CORRECTIONAL CENTER

10/26/17

Page 2 of 2

cc: Office of Environmental Quality Control
Department of Public Safety
Department of Accounting and General Services

O:\Job32\3201.01 OCCC Relocation_Expansion EIS\EIS\EISPN\Responses\Community Responses\Response - E. Funakoshi.docx

To PBR Hawaii

11-22-2016

Attention: Vincent Shigekuni

1001 Bishop Street, Suite 650

Honolulu, Hawaii 96813-3484

From, Dean Capelouto

HCDA, Kalaeloa Board Member

Kapolei-Makakilo Neighborhood Board Member

Subject: Potential location of OCCC Facility to Kalaeloa

Please include HCDA Kalaeloa board members (Governor Appointed) and Kapolei Neighborhood Board members (elected by the community) in the discussion of the OCCC relocation plans. 5 out of 11 potential sites are in our back yard – and I see that neither the Kalaeloa HCDA board, other elected officials in our area, and the elected Neighborhood Board for this area – are being consulted first and foremost on this process. That is NOT in keeping with government transparency and a dis-service to our community.

Please include my input (this letter) in the final EISPN, Draft EIS, and Final EIS documents.

Respectfully,


Dean Kalani Capelouto



PBR HAWAII
& ASSOCIATES, INC.

10/26/2017

THOMAS S. WITTEN, FASLA
Chairman / Principal

R. STAN DUNCAN, ASLA
President / Principal

RUSSELL Y. J. CHUNG, FASLA, LEED®AP BD+C
Executive Vice-President / Principal

VINCENT SHIGEKUNI
Vice-President / Principal

GRANT T. MURAKAMI, AICP, LEED®AP BD+C
Vice-President / Principal

TOM SCHNELL, AICP
Principal

KIMI MIKAMI YUEN, LEED®AP BD+C
Principal

W. FRANK BRANDT, FASLA
Chairman Emeritus

ANN MIKIKO BOUSLOG, PhD
Project Director

RAMSAY R. M. TAUM
Cultural Sustainability Planner

RAYMOND T. HIGA, ASLA
Senior Associate

CATIE CULLISON, AICP
Senior Associate

SCOTT MURAKAMI, ASLA, LEED®AP
Associate

DACHENG DONG, LEED®AP
Associate

MARC SHIMATSU, ASLA
Associate

Dean Capelouto
4305-B Orion Drive
Kapolei, HI 96707

**SUBJECT: ENVIRONMENTAL IMPACT STATEMENT PREPARATION
NOTICE FOR THE REPLACEMENT OF THE O'AHU
COMMUNITY CORRECTIONAL CENTER**

Dear Mr. Capelouto,

Thank you for your letter dated November 22, 2016, regarding the Environmental Impact Statement (EIS) Preparation Notice for the Replacement of the O'ahu Community Correctional Center (OCCC). As the EIS sub-consultant for the State of Hawai'i Department of Accounting and General Services (DAGS), we have reviewed your comments and offer the following response.

Members of Kapolei Neighborhood Board #34 have been included among the OCCC distribution list and receive announcements, access to technical reports, copies of project newsletters and other relevant project information.

Since the scoping meeting on September 28, 2016, the Department of Public Safety has undertaken an extensive public outreach and engagement effort to provide information about the proposed OCCC facility, frame the planning and decision-making process, offer citizens a variety of means to participate in the planning process, and explain how public input will be considered in the decision-making process. Meetings have been held with Hawaii Senate and House members, City Council members, numerous State and City agency officials and staff, in addition to participating at over 25 Neighborhood Board meetings and information sessions, an Island-wide Town Hall meeting, countless stakeholders, interest groups, volunteers and volunteer organizations, and others.

We value your participation in the environmental review process. Your letter will be included in the Draft EIS included among all the comments received concerning the EISPN.

Sincerely,

PBR HAWAII & Associates, Inc.

Vincent Shigekuni

HONOLULU OFFICE
1001 Bishop Street, Suite 650
Honolulu, Hawai'i 96813-3484
Tel: (808) 521-5631
Fax: (808) 523-1402
E-mail: sysadmin@pbrhawaii.com

printed on recycled paper

Mr. Dean Capelouto

SUBJECT: ENVIRONMENTAL IMPACT STATEMENT PREPARATION NOTICE FOR THE
REPLACEMENT OF THE O'AHU COMMUNITY CORRECTIONAL CENTER

10/26/17

Page 2 of 2

cc: Office of Environmental Quality Control
Department of Public Safety
Department of Accounting and General Services

O:\Job32\3201.01 OCCC Relocation_Expansion EIS\EIS\EISPN\Responses\Community Responses\Response - D.
Capelouto.docx



**COMMENTS TO ENVIRONMENTAL IMPACT STATEMENT (EIS) FOR
REPLACEMENT OF O'AHU COMMUNITY CORRECTIONAL CENTER (OCCC)
DAGS Job No. 12-27-5670**

Submitted by: Lorenn Walker, Director, Hawai'i Friends of Restorative Justice, Phone: (808) 218-3712
Email: lorenn@hawaiifriends.org

GENERAL COMMENTS TO EIS:

1. Instead of building a new facility, why doesn't the state reduce the prison population?

The state currently imprisons approximately 5800 people and about 74% of the incarcerated are class C felons. Many of these imprisoned people could be released into community supervision with adequate reentry support. Hawai'i's prison population has grown by 645% from 1975 to 2014.¹ The state executive branch of government and its department of public safety (PSD) have made no efforts to decrease the prison population. Corrections experts for years have understood that prison over crowding is due to poor reentry efforts: "probation and parole failures, not new prison admissions that fuel our current prison crowding crisis"² Almost all the people in prison today will eventually be released and need support for reentry and other needs for successfully avoiding repeat crime and re-incarcerated. Expanding community supervision, properly providing for reentry for people released from corrections, and ensuring that there is sufficient substance abuse treatment prior to release; and after release that there are sufficient parole and probation services after release, would reduce the need for prison bed needs. Why doesn't PSD pursue these options that would be better for individuals and our community?

Three years ago, on December 20, 2013, Hawai'i Friends of Restorative Justice (HFRJ) and the Community Alliance on Prisons, submitted a detailed 17-page response with evidence-based suggestions to PSD's 14-COR-35 Request for Information concerning Rehabilitation of Correctional Facilities Statewide. The carefully prepared response suggested how PSD could reduce the prison population, and alleviate the need for thousands of prison beds. PSD never responded to the response or its suggestions. PSD and the state have suggested no plans for reducing prison populations, which is necessary as many states throughout the nation recognize, and are working to do today. Instead of spending on a new prison, funds should be used for reentry and reducing the prison population.

2. Why would PSD maintain a new prison when it fails to maintain its current correctional facilities?

Hawai'i's prisons have not been properly maintained for decades. One merely needs to look at any of the Hawai'i state prisons and see that they are rundown and need maintenance. PSD receives about \$179 million a year for corrections to imprison about 5800 people. For this planning this new prison construction alone the state has spent \$16 million on one for Maui and now another \$5 million for a new O'ahu jail. PSD receives sufficient funds to maintain its facilities and it has chosen not to and has been irresponsible in maintaining the jail and prisons under its control. Keeping facilities clean and properly cared for, is not a matter of money, it is a matter of effort and management, which PSD has failed to expend. Why should the state be allowed to build another major correctional facility when by looking at the prisons under its current control, a new one would likely be uncared for, become decayed and unmaintained? What assurance is there the state would take care of a new prison when it hasn't taken care of the other ones it has already built?

¹ <http://www.bjs.gov/index.cfm?ty=nps>

² Byrne, J., Taxman, F. & Young, D., (2002). *Emerging Roles and Responsibilities in the Reentry Partnership Initiative: New Ways of Doing Business*, National Institute of Justice report.

3. Why doesn't the state work on purchasing the federal detention center or renting more beds in it to deal with prison overcrowding and to bring back some imprisoned people in Arizona?

The 2016 legislature suggested that the state should try and purchase the federal detention center located by the Honolulu airport, which has hundreds of empty beds in it. PSD director Nolan Espinda agreed with the legislature's suggestion.³ Purchasing the federal detention center, which has hundreds of empty beds, would help elevate the need for constructing more state prison beds. What has prevented the state from trying to obtain the federal beds for state use when director Espinda thought it was a good idea to do so? What prevents PSD right now from asking our federal legislators to help negotiate the purchase? And if the legislators didn't want to help, what has prevented PSD from working on buying the prison without their assistance? Why can't PSD talk directly to the federal government about the prison purchase or use? If the state agrees it's a good idea, why isn't the idea being pursued or if it has what was the result?

COMMENTS TO EIS PURPOSE AND NEED 4.2 & OBJECTIVES 4.3

The state says: "The existing OCCC facility is undersized for the current and projected population" (objective 4.2) and "The primary objectives of replacing OCCC are to better accommodate current and projected inmate populations, provide for public safety, and improve operational efficiency (objective 4.3) (EIS p. 3). By saying "current and projected population" and not indicating it might or could be a less number than currently incarcerated, the state is not planning on reducing its prison population. The state needs to pursue alternatives to incarceration for its "current" along with its "projected" prison population numbers. Why isn't the state working on more community release of the 74 percent it imprisons for class C felonies? Why is keeping those people in prison longer better for anyone? The state controls parole, which releases people. How come it isn't more actively paroling more people to alleviate the prison-crowding problem?

Thank you for this opportunity to respond and ask question about the state proposal for a new jail/prison facility.

³ H.C.R. 31 http://www.capitol.hawaii.gov/session2016/bills/HCR31_.HTM and Nolan Espinda testimony in support of http://www.capitol.hawaii.gov/Session2016/Testimony/HCR31_TESTIMONY_PBS_02-11-16_.PDF



PBR HAWAII
& ASSOCIATES, INC.

10/26/2017

THOMAS S. WITTEN, FASLA
Chairman / Principal

R. STAN DUNCAN, ASLA
President / Principal

RUSSELL Y. J. CHUNG, FASLA, LEED® AP BD+C
Executive Vice-President / Principal

VINCENT SHIGEKUNI
Vice-President / Principal

GRANT T. MURAKAMI, AICP, LEED® AP BD+C
Vice-President / Principal

TOM SCHNELL, AICP
Principal

KIMI MIKAMI YUEN, LEED® AP BD+C
Principal

W. FRANK BRANDT, FASLA
Chairman Emeritus

ANN MIKIKO BOUSLOG, PhD
Project Director

RAMSAY R. M. TAUM
Cultural Sustainability Planner

RAYMOND T. HIGA, ASLA
Senior Associate

CATIE CULLISON, AICP
Senior Associate

SCOTT MURAKAMI, ASLA, LEED® AP
Associate

DACHENG DONG, LEED® AP
Associate

MARC SHIMATSU, ASLA
Associate

Lorenn Walker, Director
Hawaii Friends for Restorative Justice
P.O. Box 3654
Honolulu, HI 96811

**SUBJECT: ENVIRONMENTAL IMPACT STATEMENT PREPARATION
NOTICE FOR THE REPLACEMENT OF THE O'AHU
COMMUNITY CORRECTIONAL CENTER**

Dear Ms. Walker,

Thank you for your letter dated November 22, 2016, regarding the Environmental Impact Statement (EIS) Preparation Notice for the Replacement of the O'ahu Community Correctional Center (OCCC). As the EIS sub-consultant for the State of Hawai'i Department of Accounting and General Services (DAGS), we have reviewed your comments and offer the following response.

The proposed project is to replace an outmoded, inefficient, and costly to operate jail (aka, detention center or community correctional center) with a modern, state-of-the-art facility. The proposed project does not involve constructing a prison which serves a different purpose, has very different functions, and houses a different inmate population.

OCCC provides the customary county jail function of managing both pre-trial detainees and locally-sentenced misdemeanor offenders and others with a sentence of one year or less; as well as providing a pre-release preparation/transition function for prison system inmates when they reach less than a year until their scheduled release. It's important to note that the inmates housed at OCCC are under the jurisdiction of the Hawai'i State Judiciary (courts) and not the Department of Public Safety (PSD). Detainees in jail can only be released, placed in outside programs or assigned to other alternatives to incarceration by the Judiciary. Approximately 42.5% of the OCCC inmate population are being held for Felony C offenses (PSD, January 2017).

Regarding your comments about the reentry process, PSD's Reentry Office is in the process of establishing a system where offenders, prior to release, are put in touch with various agencies, service providers and faith-based organizations, based on their needs, so that upon release, there is no lag time for securing housing, medical and mental health coverage, proper identification, etc.

Regarding your response to the PSD 14-COR-35 Request for Information, your comments have been acknowledged and your input is appreciated.

HONOLULU OFFICE
1001 Bishop Street, Suite 650
Honolulu, Hawai'i 96813-3484
Tel: (808) 521-5631
Fax: (808) 523-1402
E-mail: sysadmin@pbrhawaii.com

printed on recycled paper

Ms. Lorenn Walker

SUBJECT: ENVIRONMENTAL IMPACT STATEMENT PREPARATION NOTICE FOR THE REPLACEMENT OF THE O'AHU COMMUNITY CORRECTIONAL CENTER

10/26/17

Page 2 of 2

Regarding your comments on maintenance, the proposed project is to replace OCCC which serves a jail function and not a prison function. PSD relies upon the Legislature to make available the funds necessary to operate and maintain all its facilities on Kauai, Maui, Hawaii and Oahu and uses available funds in the most effective way possible. However, given the age and burdens placed upon its facilities, maintaining the facilities to a state of good repair has proven difficult.

In response to your comments about the Federal Detention Center (FDC), the Federal Government has shown no interest in divesting itself of the FDC which plays an important role in housing federal detainees in Hawaii. The State of Hawaii cannot compel the Federal Government to sell the FDC.

Regarding inmate population, information concerning the projected number of OCCC inmates over the next 10 years is provided in Appendix G (10-Year Inmate Forecast: Planning for Relocation and Expansion) of the Draft EIS. Approximately 42.5% of the OCCC inmate population are being held for Felony C offenses (PSD, January 2017). Please note that the inmates housed at OCCC are under the jurisdiction of the Judiciary and not PSD. Detainees in jail can only be released, placed in outside programs or assigned to other alternatives to incarceration by the Judiciary.

We value your participation in the environmental review process. Your letter will be included in the Draft EIS.

Sincerely,

PBR HAWAII & Associates, Inc.



Vincent Shigekuni

cc: Office of Environmental Quality Control
Department of Public Safety
Department of Accounting and General Services

PBR Hawaii & Associates, Inc.

Attn: Vincent Shigekuni

1001 Bishop Street, Suite 650

Honolulu, HI 96813

November 21, 2016

Aloha PBR Hawaii & Vincent Shigekuni,

Mahalo for this opportunity to offer my input regarding the OCCC Replacement Proposal, for the EIS Prep document.

I appreciate the intention to save money on the operation of the new facility through design-improvements over the current jail. However, I oppose the new facility because of research showing that there are many ways to save money while also reducing recidivism at the same time.

The cost of building a new jail will be very great, is it in the range of \$650 million? Does this figure include cost-increases over the time it takes to build the facility?

Has the state implemented or considered the "3DaysCount" initiative put forth by the Pretrial Justice Institute (<http://projects.pretrial.org/3dayscount/>)?

Has there been initiative to reduce the need for jail through redirecting people into therapeutic programs?

If so, how many people have been diverted from jail and to where?

I have a friend who was a pretrial detainee in OCCC for seven months before her trial came up, because the state doctors were too busy to examine her mental health status. She was then deemed innocent by reason of mental illness.

Is the current cost per inmate in OCCC \$145 per day? If so, that was \$30,000 spent to incarcerate my friend that could have been spent on therapeutic programs instead of incarceration. Has the DPS requested more medical help for mentally ill inmates to reduce their time spent in jail?

What is the estimated cost per inmate per day of operating the proposed new facility?

Has there been initiative to replace money bail for those who can't afford it? How many pretrial detainees in OCCC are there because they do not have enough money for bail?

How many pretrial detainees in OCCC are there for crimes of violence?

In the new design, what kind of space will be planned for inmates on 'suicide watch' and with mental health issues?

How many inmates have been on suicide watch at OCCC in the last five years? How many suicides have occurred at OCCC in the past five years?

How many inmates are on medication for mental health issues?

Are ACOs trained to humanely treat mentally ill inmates? How much training & how often do ACOs receive training for helping those with mental illness?

What mental health programs are currently available in OCCC? How many participants & how many completions? Is there a waiting list?

Will there be a provision for substance abuse treatment in the proposed facility? How many inmates will be able to participate? How many people in OCCC currently are there for substance misuse or substance-involved crimes? What substance abuse rehabilitation programs are currently available in OCCC? How many participants are there & how many completions? Is there a waiting list?

Is enhancement of rehabilitation part of the design criteria for the new facility?

Will the recommendations of the OHA study of 2012 regarding special needs of Native Hawaiians be included in the design criteria? What elements will be included?

Will there be space for delivering educational services?

How many inmates have needed literacy education at OCCC (are unable to read at an adult level) in the last five years?

Is there a GED program in OCCC? How many inmates have participated in it in the last five years? Completed it? Is there a wait list for it?

Will internet services for education be provided?

Will space for job-training & job readiness skills be provided?

Will space be provided for Restorative Justice Circles in the new facility?

What new programs and protocols are being planned for as an outcome of studying current research on effective programs for rehabilitation? Whose job is it to keep current on research & best practices?

What kind of assistance is provided to people who transition back to the community from jail? Is there a discharge plan? Who does the planning? Is there a mentoring system for those re-integrating into the community?

OCCC recently instituted non-contact visits. What was the objective of this choice, in view of all the research showing that maintaining contact with loved ones is central to rehabilitation? What evaluations of this new system have been done?

Will the proposed facility allow contact-visits? Will the new facility allow visits 7 days a week? How many staff will be required for these visits?

What is the cost of remodeling the current facility vs. building a new one?

How does the proposed new OCCC facility help advance the goal of bringing back to Hawai'i those inmates who have been sent to the Arizona Corrections Corporation prison, as originally planned?

What is the plan for bringing our Arizona inmates back to Hawaii? Has the DPS researched differences in recidivism for Hawai'i versus Arizona inmates? If so, may I have the results?

Is there a master plan for reducing recidivism & reducing the need for beds in all of our Hawai'i prisons? If so, may I have a copy of the plan?

Mahalo, again, for this opportunity to offer my input for the EIS Prep document regarding the OCCC Replacement Proposal. A tremendous amount of current research shows us that therapeutic alternatives to incarceration are both more effective for reducing crime, and less costly to taxpayers. I know we share the goal of increased public safety at decreased cost, & I have faith that we can find the best solutions & avenues towards this very important & meaningful objective.

Mahalo for your help.

me ke aloha, 

Rev. Ka'imi Nicholson



10/26/2017

THOMAS S. WITTEN, FASLA
Chairman / Principal

R. STAN DUNCAN, ASLA
President / Principal

RUSSELL Y. J. CHUNG, FASLA, LEED®AP BD+C
Executive Vice-President / Principal

VINCENT SHIGEKUNI
Vice-President / Principal

GRANT T. MURAKAMI, AICP, LEED®AP BD+C
Vice-President / Principal

TOM SCHNELL, AICP
Principal

KIMI MIKAMI YUEN, LEED®AP BD+C
Principal

W. FRANK BRANDT, FASLA
Chairman Emeritus

ANN MIKIKO BOUSLOG, PhD
Project Director

RAMSAY R. M. TAUM
Cultural Sustainability Planner

RAYMOND T. HIGA, ASLA
Senior Associate

CATIE CULLISON, AICP
Senior Associate

SCOTT MURAKAMI, ASLA, LEED®AP
Associate

DACHENG DONG, LEED®AP
Associate

MARC SHIMATSU, ASLA
Associate

HONOLULU OFFICE
1001 Bishop Street, Suite 650
Honolulu, Hawai'i 96813-3484
Tel: (808) 521-5631
Fax: (808) 523-1402
E-mail: sysadmin@pbrhawaii.com

Reverend Ka'imi Nicholson
2197 10th Avenue
Honolulu, HI 96816

**SUBJECT: ENVIRONMENTAL IMPACT STATEMENT PREPARATION
NOTICE FOR THE REPLACEMENT OF THE O'AHU
COMMUNITY CORRECTION CENTER**

Dear Reverend Nicholson,

Thank you for your letter dated November 21, 2016, regarding the Environmental Impact Statement (EIS) Preparation Notice for the Replacement of the O'ahu Community Correctional Center (OCCC). As the EIS sub-consultant for the State of Hawai'i Department of Accounting and General Services (DAGS), we have reviewed your comments and offer the following response.

The proposed project is to replace an outmoded, inefficient, and costly to operate jail (i.e., detention center or community correctional center) with a modern facility. As facilities age, replacement or reconstruction is inevitable. Preliminary cost estimates for a range of potential building solutions are provided within Appendix H (Construction Cost Estimates) of the Draft EIS. The preliminary cost estimates include escalations to account for the construction start date and the approximately 24-month construction duration.

In response to your second question, no, the State has not implemented the "3 Days Count" initiative put forth by the Pretrial Justice Institute. Changes to criminal proceedings require Legislative authority or operational procedural changes enacted by the Hawai'i State Judiciary. Your comment regarding a pretrial detainee has been acknowledged, however, the Department of Public Safety (PSD) cannot verify your assertion.

Please note that inmates housed at OCCC are under the jurisdiction of the Judiciary (courts) and not PSD. Detainees in jail can only be released, placed in outside programs or assigned to other alternatives to incarceration by the Judiciary. Resources devoted to social services are the purview of the Judiciary and the Legislature and not PSD.

Information concerning the projected number of staff and operating costs for the proposed OCCC is provided in Appendix S (Estimated Staffing and Operating Costs Report) of the Draft EIS.

Changes to policies regarding bail are the purview of the Judiciary and the Legislature and not PSD. The table below shows a recent distribution of the detainees housed in OCCC who could not afford bail. Please note that these numbers fluctuate daily.

Rev. Ka'imi Nicholson

SUBJECT: ENVIRONMENTAL IMPACT STATEMENT PREPARATION NOTICE FOR THE REPLACEMENT OF THE O'AHU COMMUNITY CORRECTIONAL CENTER

10/26/17

Page 2 of 4

Bail or Bond	Status	
	Pretrial Felon	Pretrial Misdemeanant
0	65	6
\$1-100	21	20
\$101-200	11	8
\$201-500	25	26
\$501-1000	17	34
\$1001-2000	20	18
Greater than \$2000	587	17
None Entered	66	9

Crime classifications for the OCCC inmate population encompass nine separate categories: Property crimes, Serious Drug offenses, Robbery, Major Violent crimes, Other Violent crimes, Revocation, Drug Paraphernalia, Sexual Assault, and All Other crimes. See OCCC Newsletter Vol. 10 (April 2017) for a complete breakdown of Age, Ethnicity, Security, Crime, Severity and Status Classification for all individuals held at OCCC available on the OCCC website (<http://dps.hawaii.gov/occc-future-plans>).

Regarding your question about suicide watch, there are about 450-600 people per year served on Suicide Watch at OCCC. While design of a new OCCC has not been undertaken, spaces will be allocated to the treatment of inmates with mental illnesses including rooms to observe those on suicide watch. In addition, the new OCCC will have the architectural design capabilities to afford separation of the specific offender issues, but will be consolidated to afford the ability and proximity to provide constitutional mandates as well as core requirement needs.

In response to your questions about mental health, a gross estimate based on the average daily census of Severe and Persistently Mentally Ill (SPMI) individuals is approximately 696 individuals. There are also approximately 38 people who would be considered mentally ill, but not severe or persistent. In addition to those diagnosed as SPMI, many among the OCCC population suffer from either Antisocial and/or Borderline Personality Disorders, combined with Substance Use and Abuse Disorders.

Mental health treatment training includes 10 hours in initial Basic Correctional Training and Civilian Familiarization Training, followed by 4 hours every other year for both groups. Hours of Training on Treatment specific to inmate programs, services total 41.5 hours, including: Crisis Intervention - 24 hours; Intake and Assessment - 3 hours; Care and Supervision - 4.5 hours; Special Populations - 4 hours; Medical and Mental Health - 6 hours.

OCCC provides psychosocial and therapeutic treatment groups for Severe and Persistently Mentally Ill (SPMI) inmates, Alcoholics Anonymous, Narcotics Anonymous, Mental Health Services, among others. Programming was established in 2009 and is continuous. Mental Health staff is required to deliver 20 hours a week of groups and activities to patients residing in Mental Health Modules (approximately 60 SPMI patients at OCCC). In addition, outpatient supportive counseling (minimally once per month) is delivered to SPMI patients (83 patients at OCCC). Please note that these counts are as of April 20-24,

Rev. Ka'imi Nicholson

SUBJECT: ENVIRONMENTAL IMPACT STATEMENT PREPARATION NOTICE FOR THE REPLACEMENT OF THE O'AHU COMMUNITY CORRECTIONAL CENTER

10/26/17

Page 3 of 4

2017, and fluctuate daily.

Regarding educational programs, while design of a new OCCC has not been undertaken, spaces will be allocated to education, treatment, programming and similar services so as to improve access by OCCC inmates. Literacy education is a necessity for many OCCC inmates as the average reading level of OCCC inmates is between grades 4 - 6. Programs offered at OCCC include Adult Basic Education (ABE), High School Equivalency Test (HSET), General Equivalency Diploma Cognitive skills, Creative Writing, Academic classes, Independent studies among others. The new design, will also consider allocation of spaces for general education, job-readiness skills training and other training.

While design of a new OCCC is still several years away, additional design considerations will be given to the special needs of Native Hawaiians, to providing spaces for restorative and healing purposes, and to providing internet services and access to the appropriate staff responsible for operating the proposed OCCC replacement facility. In any case, the new facility will provide ample multi-purpose program spaces. Decisions concerning specific new programs and protocols will be addressed as planning for the new OCCC progresses.

Regarding your questions on the reentry process, the PSD's mental health staff create discharge plans that link or re-link inmates to the Department of Health, Adult Mental Health Division and/or Department of Human Services (Medicaid) system of care. PSD's Reentry Office is establishing a system where offenders, prior to release, are put in touch with various agencies, service providers and faith-based organizations, based on their needs, so that upon release, there is no lag time for securing housing, medical/mental health coverage, proper identification, etc.

In response to your questions about recent changes to visitation, the objectives were to reduce the introduction of contraband and to expand, from 2 days to 7 days a week, the hours available for visitation. Changes to operating policies involving inmate visitation will be considered as the project moves to the design and construction stages, which are still several years away. These factors will all be determined at that time in conjunction with the community partnering requirements of the project.

Regarding your question about cost alternatives, remodeling the existing OCCC will not achieve PSD's goals for a modern, efficient institution. The design and layout of the existing facility at OCCC severely hampers PSD's ability to effectively and efficiently manage and serve the OCCC inmate population. The existing OCCC must be replaced with an entirely new facility.

In response to your questions about inmates housed out-of-state, approximately 1,386 State of Hawaii inmates are housed in mainland prisons (June 30, 2016) and can only return when sufficient bed space becomes available in Hawaii by reductions in the number of prison inmates held in Hawaii, construction of additional prison beds in Hawaii, or a combination of both. The proposal to develop a new facility to replace OCCC will have no effect on the number of Hawaii's prison inmates held in mainland prisons.

Currently, there is no master plan for reducing recidivism and the need for beds in Hawaii's prisons and jails. Your comments regarding alternatives to incarceration and additional research have been

Rev. Ka'imi Nicholson

SUBJECT: ENVIRONMENTAL IMPACT STATEMENT PREPARATION NOTICE FOR THE
REPLACEMENT OF THE O'AHU COMMUNITY CORRECTIONAL CENTER

10/26/17

Page 4 of 4

acknowledged and your input is appreciated.

We value your participation in the environmental review process. Your letter will be included in the Draft EIS.

Sincerely,

PBR HAWAII & Associates, Inc.

A handwritten signature in black ink, appearing to read "Vincent R. Shigekuni". The signature is fluid and cursive, with the first name being the most prominent.

Vincent Shigekuni

cc: Office of Environmental Quality Control
Department of Public Safety
Department of Accounting and General Services

O:\Job32\3201.01 OCCC Relocation_Expansion EIS\EIS\EISPN\Responses\Community Responses\Response - K.
Nicholson.docx

Barbara B. Polk
1251 Heulu St., #501
Honolulu, HI 96822

November 22, 2016

Tom Schnell, AICP
1001 Bishop Street, Suite 650
Honolulu, HI 96813

Dear Mr. Schnell:

Unfortunately I have just seen the proposed eleven sites for a new OCCC and cannot find where to send comments. I met you at the scoping meeting and believe you were the person who is designated to review comments and respond to questions. If not, please forward this to the person who is responsible. I am surprised, to put it mildly, that ideas for additional sites would be sent out the day before the end of the comment period!

I would like to know why smaller alternative sites were not considered, to allow the decentralization of functions of OCCC? DPS has spelled out the variety of incarcerated persons in a jail: pre-trial detainees who cannot make bail and a few accused of more serious crimes who don't have a bail option; pre-release individuals who have served their time; people sentenced to one year or less of incarceration, and people who are mentally ill or have drug addiction problems. This variety makes it difficult to manage a jail.

The needs of these groups are not the same, including level of security, need for treatment, need for recreational facilities and space, nutritional and self-help needs, etc. Has thought been given to building smaller facilities that would house each of these groups in different locations? DPS appears to be seeking a "one-size-fits-all" approach, including subjecting the entire jail population to the highest level of security and treatment DPS believes necessary for the most severe cases--hardly an approach which is likely to reduce recidivism.

Building smaller facilities would also allow for eventual adoption of de-institutionalization approaches that have proven successful in reducing crime elsewhere, without sticking the state with a large, very expensive building, much or all of which might no longer be needed in a not-so-distant future.

I'd also like to ask:


What consideration is being given to reducing recidivism in the location and design of an OCCC replacement?

Thank you for your consideration of these questions. I'll await your responses.

Sincerely,



Barbara B. Polk



PBR HAWAII
& ASSOCIATES, INC.

10/26/2017

THOMAS S. WITTEN, FASLA
Chairman / Principal

R. STAN DUNCAN, ASLA
President / Principal

RUSSELL Y. J. CHUNG, FASLA, LEED®AP BD+C
Executive Vice-President / Principal

VINCENT SHIGEKUNI
Vice-President / Principal

GRANT T. MURAKAMI, AICP, LEED®AP BD+C
Vice-President / Principal

TOM SCHNELL, AICP
Principal

KIMI MIKAMI YUEN, LEED®AP BD+C
Principal

W. FRANK BRANDT, FASLA
Chairman Emeritus

ANN MIKIKO BOUSLOG, PhD
Project Director

RAMSAY R. M. TAUM
Cultural Sustainability Planner

RAYMOND T. HIGA, ASLA
Senior Associate

CATIE CULLISON, AICP
Senior Associate

SCOTT MURAKAMI, ASLA, LEED®AP
Associate

DACHENG DONG, LEED®AP
Associate

MARC SHIMATSU, ASLA
Associate

Barbara Polk
1251 Heulu Street, Apt 501
Honolulu, HI 96822

**SUBJECT: ENVIRONMENTAL IMPACT STATEMENT PREPARATION
NOTICE FOR THE REPLACEMENT OF THE O'AHU
COMMUNITY CORRECTIONAL CENTER**

Dear Ms. Polk,

Thank you for your letter dated November 22, 2016, regarding the Environmental Impact Statement (EIS) Preparation Notice for the Replacement of the O'ahu Community Correctional Center (OCCC). As the EIS sub-consultant for the State of Hawai'i Department of Accounting and General Services (DAGS), we have reviewed your comments and offer the following response.

Your comments regarding the eleven prospective sites for the development of a new OCCC facility are appreciated, have been included in the scoping record and made part of the Draft EIS. To ensure that no viable site was overlooked, the site search was opened to any site 1 acre in size or larger. This included revising and re-issuing the Site Offer Form to the real estate community and the general public to ensure no sites potentially suitable for OCCC development have been overlooked. The OCCC team also conducted an in-depth search of all State-owned lands within the Department of Land and Natural Resource's database greater than 1 acre in size. Each potential parcel of land was assessed to ensure that no viable State-owned lands were overlooked.

Regarding your suggestion for multiple facilities, constructing and operating multiple facilities in multiple communities/locations would be inefficient and costly and would not necessarily achieve better results than developing a single facility with the resources and capabilities of serving the needs of Oahu's jail population. Development of a modern OCCC facility with adequate space, resources, and services will go far to improving outcomes versus the current obsolete, inefficient and costly facility.

We value your participation in the environmental review process. Your letter will be included in the Draft EIS.

Sincerely,

PBR HAWAII & Associates, Inc.

HONOLULU OFFICE
1001 Bishop Street, Suite 650
Honolulu, Hawai'i 96813-3484
Tel: (808) 521-5631
Fax: (808) 523-1402
E-mail: sysadmin@pbrhawaii.com

printed on recycled paper

Ms. Barbara Polk

SUBJECT: ENVIRONMENTAL IMPACT STATEMENT PREPARATION NOTICE FOR THE
REPLACEMENT OF THE O'AHU COMMUNITY CORRECTIONAL CENTER

10/26/17

Page 2 of 2

A handwritten signature in black ink, appearing to read "Vincent R. Shigekuni". The signature is fluid and cursive, with the first name being the most prominent.

Vincent Shigekuni

cc: Office of Environmental Quality Control
Department of Public Safety
Department of Accounting and General Services

O:\Job32\3201.01 OCCC Relocation_Expansion EIS\EIS\EISPN\Responses\Community Responses\Response - B.
Polk.docx

November 22, 2016

Vincent Shigekuni
PBR Hawaii & Associates, Inc.
1001 Bishop Street, Suite 650
Honolulu, Hawaii 96813

RECEIVED
NOV 30
PBR HAWAII

**Replacement of O'ahu Community Correctional Center
Environmental Impact Statement Preparation Notice**

Dear Mr. Shigekuni,

I am submitting comments and questions as a concerned citizen, and member of Community Alliance on Prisons. As background, I have experience working with incarcerated populations and their families as a former Public Defender on O'ahu, Hawai'i Civil Rights Commission Enforcement Attorney, Director of MEO's B.E.S.T. Reintegration Program, Soros Justice Fellow, UH Maui College Counselor for a Title III Grant Serving Native Hawaiian Program and as a Parents and Children Together Group Facilitator.

I have grave concerns about this proposed project. Ultimately, it will harm our community in two overarching ways. First, it will impact all tax paying citizens in Hawai'i. By its very nature, jails and prisons are not sustainable. They are a financial drain on our communities. Second, dangerous precedent will be established by investing in a new jail or prison when cost-effective alternatives exist that would significantly reduce the incarcerated population, and overcrowding.

Site Selection

1. Why is the State of Hawai'i releasing additional information regarding the identification of eleven potential sites for the replacement of O'ahu Community Correctional Center (OCCC) on November 21, 2016, one day before public comments are due?
2. Why did the State of Hawaii fail to schedule another community input meeting after releasing new information identifying eleven sites?
3. Which State officials, agents and subcontractors were involved with the identification of these eleven sites?
4. When were each of these eleven sites identified as potential sites for the replacement of OCCC?
5. Were any of these eleven sites identified by the time of the Scoping meeting on EISP held at Farrington High School?

Justice Reinvestment

6. What specific strategies recommended by the CSG Justice Center as part of Justice Reinvestment in Hawai'i has the State implemented to reduce the delays in pre-trial processing, and therefore, reduce the pre-trial population at OCCC?
7. What is the current data for the following populations that directly impacts the fluctuating population at OCCC?
 - a. What is the average length of stay for felony pre-trial releases for those released on bail/bond at OCCC?
 - b. What is the average length of stay for felony pre-trial releases for those on supervised release at OCCC?
 - c. What is the average length of stay for felony pre-trial releases for those released on their own recognizance at OCCC?
8. Has the State contacted the Council of State Governments Justice Center (CSGJC) since it issued its last report in 2013 and requested technical assistance to explore alternatives to replacing OCCC?
9. Has the State implemented CSGJC's policy recommendation to conduct pre-trial assessments (ORAS-PAT) within three (3) days of booking?
10. Has the State implemented CSGJC's recommendation of piloting an expedited pretrial decision-making process for pre-trial detainees?
 - a. If yes, how long was the pilot project in existence?
 - b. What were the results of the pilot project?
11. What progress has been made in regards to CSGJC's recommendation to implement training of judges, prosecutors and defense attorneys on pretrial principles and new processes in order to reduce the pre-trial population?
12. Has the State created pretrial reports at OCCC and throughout Hawaii's jails and facilities that lists all of the individual detainees recommended for release with longest lengths of stay to prompt action by the Department of Public Safety, Office of the Public Defender and the Courts?
13. Has the State created pretrial reports at OCCC that includes up to date changes in the pretrial felon detention population to demonstrates progress towards the JRI target goals?
14. Has the State created pretrial reports at OCCC that highlights the number of detained individuals recommended for release to clearly identify release opportunities?
15. Has the State revised the bail report to clearly state recommendation details and conditions of release on the front page of the report for pretrial detainees housed at OCCC?
16. Has the State expanded eligibility criteria for automatic pretrial decision-making hearings to medium risk defendants housed at OCCC?
17. Has the State created a monthly dashboard monitor to track Supervised released length of stay and work to reduce length of stay of pretrial detainees at OCCC?
18. Has the State consulted with any individuals with expertise in reducing the incarcerated population in other jurisdictions?

19. Hawaii officials traveled to Norway to learn about their approach to criminal justice.
 - a. What Hawaii officials traveled to Norway?
 - b. How much was spent on this travel?
 - c. How is the State of Hawaii implementing lessons learned from Norway to reduce the pretrial population and overall incarcerated population in Hawaii?

Criminal Justice Reform/Alternatives to Building New Jails or Prisons

20. Has the State consulted with New York and New Jersey state officials who have led the U.S. by reducing their incarcerated population by 26% between 1999 and 2012?
21. Has the State consulted with California officials to learn about the strategies they employed to downsize its prison population by 23% between 2006 and 2012?
22. What strategies has the State employed to reduce racial disparities in Hawaii's incarcerated population and specifically the disparate rate of incarceration for Native Hawaiians?
23. What sentencing laws has Hawai'i implemented in the past five years to reduce the incarcerated population in Hawai'i?
24. Has Hawaii eliminated habitual offender laws to decrease length of sentences that contribute to jail and prison overcrowding?
25. Has Hawaii enacted good time or earned time incentives to reduce the jail and prison population in Hawaii?

OCCC Population

26. How many of the persons incarcerated at OCCC have a diagnosed mental health condition?
27. How many of the persons incarcerated at OCCC have a dual diagnosis?
28. How many of the persons incarcerated at OCCC have a chemical dependency diagnosis?
29. How many of the persons incarcerated at OCCC are of Native Hawaiian ancestry?
30. What offenses are Native Hawaiians incarcerated for at OCCC?
31. How many of the persons incarcerated at OCCC have been homeless prior to their detention at OCCC?
32. How many of the persons incarcerated at OCCC have not earned their high school diploma or GED?
33. What is the current total population at OCCC?
34. What is the current breakdown of incarcerated persons at OCCC by custody level?

Lack of Transparency/Community Consultation

35. Why did the State only schedule one community meeting (Farrington High School) and limit open public testimony?

36. Why was the testimony of community members not recorded at the only community meeting at Farrington High School?
37. How are the values of the community considered in the EIS?
38. What cultural analysis has or will be done for the sites that have been, or will be reviewed?
39. What community package is being offered to the community as part of the proposed replacement of OCCC?

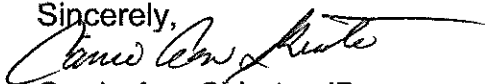
Long Term Costs and Impacts

40. What is the estimated FINAL cost of replacing OCCC?
41. How will the State pay for the cost of replacing OCCC?
42. What is the estimated cost of operating the "new" OCCC?
43. What substance abuse treatment services will be provided at the OCCC?
44. How much money will be allocated for substance abuse treatment at the new OCCC?
45. What mental health services will be provided at the new OCCC?
46. How much money will be allocated for mental health treatment services at OCCC?
47. What medical services will be provided at the new OCCC?
48. How much money will be allocated for medical services at the new OCCC?
49. What re-entry services will be provided at the proposed new OCCC?
50. How much money will be allocated for re-entry services at the new OCCC?
51. What educational services will be provided at the proposed new OCCC?
52. How much money will be allocated for re-entry services at the new OCCC?
53. What are the long term fiscal impacts of building and operating a larger jail in Hawai'i as a replacement to OCCC?
54. Hawaii claims that OCCC is outdated. How will the proposed replacement of OCCC result in cost-savings to taxpayers?


Transparency/Accountability

55. Part of the justification of building the replacement of OCCC is to reduce overcrowding and provide for the humane treatment of incarcerated persons. Will the new state of the art facility be designed to allow for unfettered access from government officials, and community oversight persons and organizations (i.e. ACLU of Hawaii, Community Alliance on Prisons, etc.) to ensure humane conditions of treatment to the incarcerated population?

Sincerely,



Carrie Ann Shirota, JD
1839 Wells Street
Wailuku, Hawaii 96793
Cashirot808@gmail.com



10/26/2017

THOMAS S. WITTEN, FASLA
Chairman / Principal

R. STAN DUNCAN, ASLA
President / Principal

RUSSELL Y. J. CHUNG, FASLA, LEED®AP BD+C
Executive Vice-President / Principal

VINCENT SHIGEKUNI
Vice-President / Principal

GRANT T. MURAKAMI, AICP, LEED®AP BD+C
Vice-President / Principal

TOM SCHNELL, AICP
Principal

KIMI MIKAMI YUEN, LEED®AP BD+C
Principal

W. FRANK BRANDT, FASLA
Chairman Emeritus

ANN MIKIKO BOUSLOG, PhD
Project Director

RAMSAY R. M. TAUM
Cultural Sustainability Planner

RAYMOND T. HIGA, ASLA
Senior Associate

CATIE CULLISON, AICP
Senior Associate

SCOTT MURAKAMI, ASLA, LEED®AP
Associate

DACHENG DONG, LEED®AP
Associate

MARC SHIMATSU, ASLA
Associate

HONOLULU OFFICE
1001 Bishop Street, Suite 650
Honolulu, Hawai'i 96813-3484
Tel: (808) 521-5631
Fax: (808) 523-1402
E-mail: sysadmin@pbrhawaii.com

Carrie Ann Shiota
1839 Wells Street
Wailuku, HI 96793

**SUBJECT: ENVIRONMENTAL IMPACT STATEMENT PREPARATION
NOTICE FOR THE REPLACEMENT OF THE O'AHU
COMMUNITY CORRECTIONAL CENTER**

Dear Ms. Shiota,

Thank you for your letter dated November 22, 2016, regarding the Environmental Impact Statement (EIS) Preparation Notice for the Replacement of the O'ahu Community Correctional Center (OCCC). As the EIS sub-consultant for the State of Hawai'i Department of Accounting and General Services (DAGS), we have reviewed your comments and offer the following responses, organized to correspond to your individual questions.

1. *Why is the State of Hawai'i releasing additional information regarding the identification of eleven potential sites for the replacement of O'ahu Community Correctional Center (OCCC) on November 21, 2016, one day before public comments are due?*

Response: At the time of the publication of the EISPN, the range of possible sites was limited to OCCC and the Halawa Correctional Facility. During the months following EISPN publication, the Department of Public Safety (PSD) and its consultants expanded the list of prospective sites to a total of 11 which was made public as soon as possible. In June 2017 an additional site was offered to PSD for consideration increasing the total number of sites considered for possible OCCC development to 12.

2. *Why did the State of Hawaii fail to schedule another community input meeting after releasing new information identifying eleven sites?*

Response: Since announcing the 11 prospective OCCC development sites, in November 2016, PSD has undertaken an extensive public outreach and engagement effort to provide information about the alternative OCCC sites, frame the planning and decision-making process, and offer citizens a variety of means to participate in the planning process. During that time, meetings have been held with Hawaii Senate and House members, City Council members, numerous state and city agency officials and staff, in addition to participating at over 25 Neighborhood Board meetings and information sessions, an Island-wide Town Hall meeting, and with countless stakeholders, interest groups, volunteers and volunteer organizations, and others.

Ms. Carrie Ann Shirota

SUBJECT: ENVIRONMENTAL IMPACT STATEMENT PREPARATION NOTICE FOR THE REPLACEMENT OF THE O‘AHU COMMUNITY CORRECTIONAL CENTER

10/26/17

Page 2 of 10

3. *Which State officials, agents and subcontractors were involved with the identification of these eleven sites?*

Response: The State of Hawaii is being supported by a consultant team led by Architects Hawaii Ltd. (AHL) and comprising the following subconsultants: CommPac, Integrus Architects, Louis Berger U.S., Wilson Okamoto Corporation, Cummings, Newmark Grubb CBI, Inc., CBRE, ASM Affiliates, and ECS, Inc. AHL, Newmark Grubb CBI, Inc. and Louis Berger were largely involved in identifying prospective sites including the 11 sites (at the request of the 2017 Legislature, an additional site search was conducted for smaller sites and as a result, one additional site received consideration increasing the total number of sites considered to 12).

4. *When were each of these eleven sites identified as potential sites for the replacement of OCCC?*

Response: The OCCC team began soliciting prospective sites in July 2016 and throughout the months of July to November 2016, 9 sites became available for OCCC consideration (in addition to the existing OCCC site and the Halawa Correctional Facility). As previously mentioned, a 12th site was identified during 2017.

5. *Were any of these eleven sites identified by the time of the Scoping meeting on EISP held at Farrington High School?*

Response: The only prospective sites known to the State of Hawaii and the consultant team at time of the Scoping meeting (September 28, 2016) were the current OCCC site and undeveloped lands at the Halawa Correctional Facility.

6. *What specific strategies recommended by the CSG Justice Center as part of Justice Reinvestment in Hawai'i has the State implemented to reduce the delays in pre-trial processing, and therefore, reduce the pre-trial population at OCCC?*

Response: PSD's Intake Service Centers (ISC) has implemented the Ohio Risk Assessment Screening (ORAS) as a risk assessment tool to make recommendations on pretrial inmates to the Courts at first appearance. If granted Supervised Release by the Courts, then ISC will supervise the inmates with conditions, and if necessary, revoke the Supervised Release. ISC conducts intake screening that would identify concerns related to medical and mental health.

7. *What is the current data for the following populations that directly impacts the fluctuating population at OCCC? (Please refer to table below.)*

- a. *What is the average length of stay for felony pre-trial releases for those released on bail/bond at OCCC? (Please refer to table below.)*
- b. *What is the average length of stay for felony pre-trial releases for those on supervised release at OCCC? (Please refer to table below.)*
- c. *What is the average length of stay for felony pre-trial releases for those released on their own recognizance at OCCC? (Please refer to table below.)*

Length of Stay (Days)			
Release/Disposition	Number of Inmates Released	Mean	Median
Bail/Bond	499	31.7	13
Release Own Recognizance (ROR)	278	82.7	34
Supervised Release (SR)	316	119.4	72

8. *Has the State contacted the Council of State Governments Justice Center (CSGJC) since it issued its last report in 2013 and requested technical assistance to explore alternatives to replacing OCCC?*

Response: No. The State has not contacted the Council of State Governments Justice Center since it issued its last report in 2013.

9. *Has the State implemented CSGJC's policy recommendation to conduct pre-trial assessments (ORAS-PAT) within three (3) days of booking?*

Response: ISC has implemented the ORAS as a risk assessment tool to make recommendations on pretrial inmates to the courts at first appearance.

10. *Has the State implemented CSGJC's recommendation of piloting an expedited pretrial decision-making process for pre-trial detainees?*

Response: Yes, the State implemented CSGJC's recommendation of piloting an expedited pretrial decision-making process for pretrial detainees. The result of CSG's recommendations to implementation for Justice Reinvestment for PSD is ACT 139.

a. *If yes, how long was the pilot project in existence?*

Response: ACT 139 was to sunset in June of 2018; however, PSD requested during the last legislative session to have the sunset date of 2018 repealed which was successful.

b. *What were the results of the pilot project?*

Response: The result of piloting ACT 139 meant that all pretrial ORAS Reports are to be submitted to the Judiciary for final decision-making by the Judges for release or not, of the detainees.

11. *What progress has been made in regards to CSGJC's recommendation to implement training of judges, prosecutors and defense attorneys on pretrial principles and new processes in order to reduce the pre-trial population?*

Response: PSD's Intake Service Centers (ISC) has implemented the Ohio Risk Assessment Screening (ORAS) as a risk assessment tool to make recommendations on pretrial inmates to the courts at first appearance. The courts utilize the ORAS and bail report recommendation when rendering a decision. Prosecutors and defense attorneys are aware of the process.

Ms. Carrie Ann Shirota

SUBJECT: ENVIRONMENTAL IMPACT STATEMENT PREPARATION NOTICE FOR THE REPLACEMENT OF THE O‘AHU COMMUNITY CORRECTIONAL CENTER

10/26/17

Page 4 of 10

12. *Has the State created pretrial reports at OCCC and throughout Hawaii's jails and facilities that lists all of the individual detainees recommended for release with longest lengths of stay to prompt action by the Department of Public Safety, Office of the Public Defender and the Courts?*

Response: PSD tracks the petty and misdemeanants via a screening tool pursuant to HRS 353-36. All pretrial inmates are assessed on ORAS/bail reports upon arrest and the initial court hearing. It is the Courts, attorneys, and Adult Probation who track the jail inmates for community program placement, etc.

13. *Has the State created pretrial reports at OCCC that includes up to date changes in the pretrial felon detention population to demonstrates progress towards the JRI target goals?*

Response: PSD tracks the petty and misdemeanants via a screening tool pursuant to HRS 353-36. All pretrial inmates are assessed on ORAS/bail reports upon arrest and the initial court hearing. It is the Courts, attorneys, and Adult Probation who track the jail inmates for community program placement, etc.

14. *Has the State created pretrial reports at OCCC that highlights the number of detained individuals recommended for release to clearly identify release opportunities?*

Response: PSD tracks the petty and misdemeanants via a screening tool pursuant to HRS 353-36. All pretrial inmates are assessed on ORAS/bail reports upon arrest and the initial court hearing. It is the Courts, attorneys, and Adult Probation who track the jail inmates for community program placement, etc.

15. *Has the State revised the bail report to clearly state recommendation details and conditions of release on the front page of the report for pretrial detainees housed at OCCC?*

Response: The bail report is utilized by the Courts to make determinations and various circuits have asked for additional information. The Courts have not expressed a concern with the current report format.

16. *Has the State expanded eligibility criteria for automatic pretrial decision-making hearings to medium risk defendants housed at OCCC?*

Response: All pretrial inmates are assessed on ORAS/bail reports upon arrest and the initial court hearing. It is the Courts, attorneys, and Adult Probation who track the jail inmates for community program placement, etc.

17. *Has the State created a monthly dashboard monitor to track Supervised released length of stay and work to reduce length of stay of pretrial detainees at OCCC?*

Response: ISC has a database to track cases and utilized the data to report on Kamakani variables.

18. *Has the State consulted with any individuals with expertise in reducing the incarcerated population in other jurisdictions?*

Response: Yes, it has.

19. *Hawaii officials traveled to Norway to learn about their approach to criminal justice.*

Ms. Carrie Ann Shirota

SUBJECT: ENVIRONMENTAL IMPACT STATEMENT PREPARATION NOTICE FOR THE REPLACEMENT OF THE O'AHU COMMUNITY CORRECTIONAL CENTER

10/26/17

Page 5 of 10

- a. *What Hawaii officials traveled to Norway? (See response below.)*
- b. *How much was spent on this travel? (See response below.)*
- c. *How is the State of Hawaii implementing lessons learned from Norway to reduce the pretrial population and overall incarcerated population in Hawaii? (See response below.)*

Response: James Hirano, Maui Community Correctional Center (MCCC) Warden was the representative of PSD who went to Norway. Bert Matsuoka, Chair of the Hawaii Paroling Authority, an attached agency with PSD was also part of the group. The amount spent on travel is immaterial to the proposed OCCC project, the EISPN, and the scoping process. The group that travelled to Norway was represented by various stakeholders in the criminal justice system, not only PSD. PSD will take into consideration any recommendation from the stakeholders regarding the Norwegian system that will work for Hawaii.

20. *Has the State consulted with New York and New Jersey state officials who have led the U.S. by reducing their incarcerated population by 26% between 1999 and 2012?*

Response: PSD has not consulted with officials in New York or New Jersey.

21. *Has the State consulted with California officials to learn about the strategies they employed to downsize its prison population by 23% between 2006 and 2012?*

Response: PSD has not consulted with officials in California.

22. *What strategies has the State employed to reduce racial disparities in Hawaii's incarcerated population and specifically the disparate rate of incarceration for Native Hawaiians?*

Response: PSD has no say over the sentencing of individuals. PSD provides programming and other services for all inmates who are ordered to its custody by the Courts.

23. *What sentencing laws has Hawai'i implemented in the past five years to reduce the incarcerated population in Hawai'i?*

Response: PSD tracks the petty and misdemeanants via a screening tool pursuant to HRS 353-36.

24. *Has Hawaii eliminated habitual offender laws to decrease length of sentences that contribute to jail and prison overcrowding?*

Response: The application of habitual offender factors is limited to the Courts.

25. *Has Hawaii enacted good time or earned time incentives to reduce the jail and prison population in Hawaii?*

Response: The good time or earned time incentives would conflict with the current process and functions of the Hawaii Paroling Authority (HPA). HPA was the reduction of minimum process to account for factors considered in any Good Time or Earned Time option.

26. *How many of the persons incarcerated at OCCC have a diagnosed mental health condition?*

Response: A gross estimate based on the average daily census of Severe and Persistently Mentally Ill (SPMI) is approximately 696. In addition, there are about 450-600 people per year served on

Suicide Watch. Individuals with mental disorders, other than SPMI, are estimated to be approximately 80% of the entire OCCC population; most of whom suffer from either Antisocial and/or Borderline Personality Disorders, mixed with Substance Use and Abuse Disorders.

27. *How many of the persons incarcerated at OCCC have a dual diagnosis?*

Response: SPMI-diagnosed patients are tracked and provided treatment as needed but anyone with a chemical dependency diagnosis is not tracked by the Health Care staff beyond the provision of detox treatment assistance upon entry into OCCC.

28. *How many of the persons incarcerated at OCCC have a chemical dependency diagnosis?*

Response: Year to date total (as of July 2017) at OCCC with a chemical dependency diagnosis: 3,588 inmates.

29. *How many of the persons incarcerated at OCCC are of Native Hawaiian ancestry?*

Response: Inmates currently housed at OCCC are represented among 13 categories of race and ethnic origin with Native Hawaiians constituting approximately 34% of the male inmate population and 36% of the female population. Newsletter Vol. 10, published in April 2017, was largely devoted to understanding the current make-up of the OCCC inmate population, including the Native Hawaiian population, and is available at: <http://dps.hawaii.gov/occc-future-plans>.

30. *What offenses are Native Hawaiians incarcerated for at OCCC?*

Response: Crime classifications for the OCCC inmate population, including Native Hawaiians, encompass nine separate categories: Property crimes, Serious Drug offenses, Robbery, Major Violent crimes, Other Violent crimes, Revocation, Drug Paraphernalia, Sexual Assault, and All Other crimes. Newsletter Vol. 10, published in April 2017, was largely devoted to understanding the current make-up of the OCCC inmate population, including the Native Hawaiian population, and is available at: <http://dps.hawaii.gov/occc-future-plans>.

31. *How many of the persons incarcerated at OCCC have been homeless prior to their detention at OCCC?*

Response: Housing status for those incarcerated at OCCC: With Address: 1,999; Homeless: 222; Refused to Provide: 2,341; P.O. Box: 13; Total: 4,575. (Data are FY 2017 admissions and are based on First Status as this is how they are initially booked.)

32. *How many of the persons incarcerated at OCCC have not earned their high school diploma or GED?*

Response: While this data is not available, PSD is aware that the average reading level of OCCC inmates is between grades 4 – 6, which would hamper earning a high school diploma.

33. *What is the current total population at OCCC?*

Response: On January 27, 2017, OCCC was responsible for housing approximately 1,171 male and 148 female inmates.

34. *What is the current breakdown of incarcerated persons at OCCC by custody level?*

Ms. Carrie Ann Shirota

SUBJECT: ENVIRONMENTAL IMPACT STATEMENT PREPARATION NOTICE FOR THE REPLACEMENT OF THE O‘AHU COMMUNITY CORRECTIONAL CENTER

10/26/17

Page 7 of 10

Response: Status Classification among the male inmate population at OCCC is organized into 10 categories: HOPE Program, Sentenced Felons, Sentenced Felon Probationers, Sentenced Misdemeanants, Pretrial Felons, Pretrial Misdemeanants, Parole Violators, Probation Violators, Hold, and Missing. Status Classification among the female inmate population at OCCC is organized into eight categories with no inmates classified as Sentenced Felons or Hold. Newsletter Vol. 10, published in April 2017, was largely devoted to understanding the current make-up of the OCCC inmate population and is available at: <http://dps.hawaii.gov/occc-future-plans>.

35. *Why did the State only schedule one community meeting (Farrington High School) and limit open public testimony?*

Response: OEQC procedures regarding public meetings are being followed to ensure compliance with EIS requirements.

36. *Why was the testimony of community members not recorded at the only community meeting at Farrington High School?*

Response: The meeting you are referring to, was not a “community meeting” but an EIS Scoping meeting. Subsequent to that meeting at Farrington High School, the PSD has undertaken an extensive public outreach and engagement effort to provide information about the alternative OCCC sites, frame the planning and decision-making process, and offer citizens a variety of means to participate in the planning process. During that time, meetings have been held with Hawaii Senate and House members, City Council members, numerous state and city agency officials and staff, in addition to participating at over 25 Neighborhood Board meetings and information sessions, an Island-wide Town Hall meeting, and with countless stakeholders, interest groups, volunteers and volunteer organizations, and others.

There is no requirement in HRS Chapter 343 or HAR 11-200 to hold or record an EIS Scoping meeting.

37. *How are the values of the community considered in the EIS?*

Response: The EIS will rely on various planning documents developed by the City and County of Honolulu and the State of Hawaii which are reflective of community goals, priorities, values and preferences. Community values are also communicated to the OCCC team through public input provided throughout the EIS Preparation Notice (EISPN) Public Review process and through the EISPN Scoping Meeting.

38. *What cultural analysis has or will be done for the sites that have been, or will be reviewed?*

Response: The Draft EIS will include a Cultural Impact Assessment of the four proposed OCCC sites and WCCC.

39. *What community package is being offered to the community as part of the proposed replacement of OCCC?*

Response: In 1998, the Hawaii State Legislature enacted HRS 353-16.37 to provide for Community Partnering. The proposed OCCC will be the first project subjected to the Act and over

the coming months, as the potential impacts of OCCC development become known, discussions will begin with community leaders concerning potential benefit and enhancement measures.

40. *What is the estimated FINAL cost of replacing OCCC?*

Response: Preliminary cost estimates for a range of potential building solutions is provided within Appendix H of the Draft EIS.

41. *How will the State pay for the cost of replacing OCCC?*

Response: No decision has been made as to the method of financing construction of the proposed OCCC.

42. *What is the estimated cost of operating the "new" OCCC?*

Response: Preliminary staffing and operating cost estimates have been included as Appendix S of the Draft EIS.

43. *What substance abuse treatment services will be provided at the OCCC?*

Response: It is premature to predict with certainty the specific substance abuse treatment services that will be provided at the new OCCC facility.

44. *How much money will be allocated for substance abuse treatment at the new OCCC?*

Response: Planning for the new OCCC is currently in its earliest stages with preparation of Draft and Final EISs; land acquisition, permits and approvals, and facility design yet to come. It is premature to predict the amount of funding to be allocated to substance abuse treatment at the new OCCC.

45. *What mental health services will be provided at the new OCCC?*

Response: It is premature to predict with certainty the specific mental health services that will be provided at the new OCCC facility.

46. *How much money will be allocated for mental health treatment services at OCCC?*

Response: Planning for the new OCCC is currently in its earliest stages with preparation of Draft and Final EISs; land acquisition, permits and approvals, and facility design yet to come. It is premature to predict the amount of funding to be allocated to mental health treatment at the new OCCC.

47. *What medical services will be provided at the new OCCC?*

Response: It is premature to predict with certainty the specific medical services that will be provided at the new OCCC facility.

48. *How much money will be allocated for medical services at the new OCCC?*

Response: Planning for the new OCCC is currently in its earliest stages with preparation of Draft and Final EISs, land acquisition, permits and approvals, and facility design yet to come. It is premature to predict the amount of funding to be allocated to medical services at the new OCCC.

Ms. Carrie Ann Shirota

SUBJECT: ENVIRONMENTAL IMPACT STATEMENT PREPARATION NOTICE FOR THE REPLACEMENT OF THE O'AHU COMMUNITY CORRECTIONAL CENTER

10/26/17

Page 9 of 10

49. *What re-entry services will be provided at the proposed new OCCC?*

Response: It is premature to predict with certainty the specific re-entry services that will be provided at the new OCCC facility.

50. *How much money will be allocated for re-entry services at the new OCCC?*

Response: Planning for the new OCCC is currently in its earliest stages with preparation of Draft and Final EISs, land acquisition, permits and approvals, and facility design yet to come. It is premature to predict the amount of funding to be allocated to re-entry services at the new OCCC.

51. *What educational services will be provided at the proposed new OCCC?*

Response: It is premature to predict with certainty the specific educational services that will be provided at the new OCCC facility.

52. *How much money will be allocated for re-entry services at the new OCCC?*

Response: Planning for the new OCCC is currently in its earliest stages with preparation of Draft and Final EISs, land acquisition, permits and approvals, and facility design yet to come. It is premature to predict the amount of funding to be allocated to educational services at the new OCCC.

53. *What are the long term fiscal impacts of building and operating a larger jail in Hawai'i as a replacement to OCCC?*

Response: The proposed OCCC facility will be only nominally larger than the current facility yet will be designed and constructed to utilize manpower more effectively, and the latest technologies, to be more efficient to operate and maintain.

54. *Hawaii claims that OCCC is outdated. How will the proposed replacement of OCCC result in cost-savings to taxpayers?*

Response: Preliminary staffing and operating cost estimates have been included as Appendix S of the Draft EIS.

55. *Part of the justification of building the replacement of OCCC is to reduce overcrowding and provide for the humane treatment of incarcerated persons. Will the new state of the art facility be designed to allow for unfettered access from government officials, and community oversight persons and organizations (i.e. ACLU of Hawaii, Community Alliance on Prisons, etc.) to ensure humane conditions of treatment to the incarcerated population?*

Response: No one has unfettered access to highly-secure prisons or jails which by their very nature require strict controls on movements, access, etc. Access to the new OCCC will be in accordance with applicable policies and procedures for such access to ensure the safety and security of staff, visitors and the public.

We value your participation in the environmental review process. Your letter will be included in the Draft EIS.

Ms. Carrie Ann Shirota

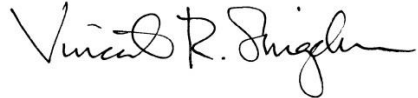
SUBJECT: ENVIRONMENTAL IMPACT STATEMENT PREPARATION NOTICE FOR THE
REPLACEMENT OF THE O'AHU COMMUNITY CORRECTIONAL CENTER

10/26/17

Page 10 of 10

Sincerely,

PBR HAWAII & Associates, Inc.

A handwritten signature in black ink, appearing to read "Vincent R. Shigekuni". The signature is fluid and cursive, with a large initial "V" and "S".

Vincent Shigekuni

cc: Office of Environmental Quality Control
Department of Public Safety
Department of Accounting and General Services

\\PBRFS04\Data\Shared\Admin\Job32\3201.01 OCCC Relocation_Expansion EIS\EIS\EISPN\Responses\Community
Responses\Response - C. Shirota.docx

David T. Hafner, Jr.
626 Ilikai St.
Kailua, HI 96734

November 18, 2016

Vincent Shigekuni
PBR HAWAII & Associates, Inc.
1001 Bishop Street, Suite #650
Honolulu, HI 96813

RECEIVED
Nov 22
PBR HAWAII

COMMENTS AND QUESTIONS ON THE ENVIRONMENTAL IMPACT STATEMENT PREPARATION NOTICE
FOR REPLACEMENT OF THE OAHU COMMUNITY CORRECTIONAL CENTER DAG JOB NO. 12-27-5670

I am opposed to building more correctional facilities without significant improvements to Hawai'i's justice system. My questions are:

- What is the expected life of the proposed facility?
- What are the expected total initial construction capital costs for the proposed facility?
- What are the expected capital renewal costs after the initial construction over the life of the proposed facility?
- How will the capital costs of the project be funded?
- What are the expected financing costs over the expected life of the proposed facility?
- What is the expected impact to the State's level of debt and debt service?
- If the project is funded by debt what type of debt will be used to finance the project (i.e. GO Bonds, Special Bonds, etc.)?
- What affect will this project have on the State's credit rating?
- Is this project expected to affect the State's ability to borrow for other projects?
- What is the expected division of cost elements for the proposed facility (planning, design, construction, project management)?
- How much will DAGS receive to manage the proposed project?
- How much has been expended on the project to-date?
- What are the expected annual facility operating expenses (OPEX) for Utilities, Repair and Maintenance?
- Will Repair and Maintenance be performed by State Employees or out-sourced to contractors.
- If State Employees are employed for Repair and Maintenance of facilities what is the expected staffing requirement in terms of Full-time-equivalent (FTE)?

- If State Employees are employed for Repair and Maintenance of facilities what are the expected fully loaded labor costs - Direct Labor Costs, Overtime Costs and Benefit Costs (including EUTF retirement costs)?
- What are the expected staffing requirements in Full-time-equivalent (FTE) personnel (excluding Repair and Maintenance personnel) for the proposed facility?
- What are the expected fully loaded labor costs for facility personnel (excluding Repair and Maintenance personnel account for above) - Direct Labor Costs, Overtime Costs and Benefit Costs (including EUTF retirement costs)?
- How will the proposed facility Operating Expenses be funded?
- Will there be an overlap between the opening of the proposed facility and closing of the existing facility?
- How long will the overlap between the opening of the proposed facility and closing of the existing facility be – months, years?
- What will be the expected transition costs between the opening of the proposed facility and closing of the existing facility?
- How will the transition costs be funded?
- As compared to maintaining the existing facility over the next ten, twenty and thirty years what is the expected cost difference (both Capital expenses and Operating expenses) by constructing the proposed new facility for the three periods?
- How many planners, architects, engineers, project managers, and construction laborers are expected to be employed in the proposed project?
- What is the expected economic impact from construction employment due to the proposed project (Planning, Design, and Construction phases)?
- Will this project affect the overall cost of construction in Hawai'i?
- Has any consideration been given to scheduling the project to periods of lower construction activity to save money?
- In normally accepted construction projects the design phase is typically divided into four sub-phases: Programming (the "Program"), Schematic Design, Design Development, and Construction Document. At what stage of the Design Phase is this project?
- Has this project completed the Programming sub-phase?
- What Agency or entity is responsible for the Programming sub-phase?
- What is the relationship between the Programming sub-phase and the EISPN?
- Does the Design Program inform the EISPN or does the EISPN inform the Design Program?

- Is the proposed project subject to Chapter 343 HRS and Chapter 11-200 HAR?
- What Subject Matter Experts (SME) for accessing cultural impacts have been consulted in the development of the project Program?
- What Subject Matter Experts (SME) for accessing cultural impacts have been – or are anticipated to be consulted – in the development of the EIS?
- What research material, policy studies, and background information was – or will be – consulted in the development of the Design Program and EIS?
- How will this project promote and preserve cultural beliefs, practices, and resources of native Hawaiians and other ethnic groups?
- What will be the methodology for assessing the effectiveness of this project in promoting and preserving cultural beliefs, practices, and resources of native Hawaiians and other ethnic groups?
- Will this project adhere to the State of Hawaii Office of Environmental Quality Control “Guide to the implementation and Practice of the Hawaii Environmental Policy Act”, 2012 Edition, Cultural Impact Assessment Contents? If not, how will this project diverge from the aforementioned OEQC HEPA guidelines?
- What trade-off studies of alternative solutions were performed – or will be performed - for this project?
- If trade-off studies were performed – or will be performed - what economic and cultural factors are considered?
- What is the expected overall-all public safety outcome for the proposed project?
- What factors have been considered as measurements of public safety outcomes for this project?
- Will this project increase or decrease public safety outcomes as compared to the current baseline?
- What is the planning assumption for the daily average inmate population for this facility over time?
- What is the planning assumption for the daily average inmate population for this facility by type of inmate (mentally ill, homeless, non-violent, low-value bonds, etc.)?
- How does the planning assumption compare to the current inmate population?
- Have alternatives been considered for handling different inmate types using different facilities?
- Is this project expected to house mentally ill inmates that would otherwise be sent to the State Hospital?
- What percentage of the facility (percent of beds) is expected to be occupied by mentally ill individuals?

- Will the facility be designed, equipped, and staffed to provide adequate care for mentally ill inmates?
- Is this project expected to house non-violent inmates?
- What percentage of the facility (percent of beds) is expected to be occupied by non-violent inmates?
- Is this project expected to house individuals who are unable to post low-value bonds (<\$1,000)?
- What is the expected average length of stay for individuals who are unable to post low-value bonds (<\$1,000)?
- What percentage of the facility (percent of beds) will low-value bond (<\$1,000) individuals occupy in the proposed facility?
- Have alternatives been considered for routing non-violent, mentally ill, and low-value bond individuals to other locations?
- How is this project expected to affect the recidivism rate?
- Has any analysis been performed on the recidivism rate using different types of facilities?
- Were cultural factors considered as a Design Program factors?
- Will this project have any affect the incarceration and recidivism rate for Native Hawaiians?
- Has any analysis been performed on Native Hawaiian incarceration recidivism rate using different types of facilities?
- What Subject Mater Experts, studies, and references were consulted in the development of the Design Program's relationship to the recidivism rate?
- Will this facility increase the census count for the legislative district in which it is constructed and if so will this be considered as a cultural factor?



10/26/2017

THOMAS S. WITTEN, FASLA
Chairman / Principal

R. STAN DUNCAN, ASLA
President / Principal

RUSSELL Y. J. CHUNG, FASLA, LEED®AP BD+C
Executive Vice-President / Principal

VINCENT SHIGEKUNI
Vice-President / Principal

GRANT T. MURAKAMI, AICP, LEED®AP BD+C
Vice-President / Principal

TOM SCHNELL, AICP
Principal

KIMI MIKAMI YUEN, LEED®AP BD+C
Principal

W. FRANK BRANDT, FASLA
Chairman Emeritus

ANN MIKIKO BOUSLOG, PhD
Project Director

RAMSAY R. M. TAUM
Cultural Sustainability Planner

RAYMOND T. HIGA, ASLA
Senior Associate

CATIE CULLISON, AICP
Senior Associate

SCOTT MURAKAMI, ASLA, LEED®AP
Associate

DACHENG DONG, LEED®AP
Associate

MARC SHIMATSU, ASLA
Associate

David Hafner, Jr.
626 Ilikai Street
Kailua, HI 96734

**SUBJECT: ENVIRONMENTAL IMPACT STATEMENT PREPARATION
NOTICE FOR THE REPLACEMENT OF THE O'AHU
COMMUNITY CORRECTIONAL CENTER**

Dear Mr. Hafner,

Thank you for your letter dated November 18, 2016, regarding the Environmental Impact Statement (EIS) Preparation Notice for the Replacement of the O'ahu Community Correctional Center (OCCC). As the EIS sub-consultant for the State of Hawai'i Department of Accounting and General Services (DAGS), we have reviewed your comments and offer the following responses corresponding to your individual questions.

Your stance on the construction of correctional facilities and the State of Hawai'i justice system has been acknowledged and your comments and input are appreciated.

- *What is the expected life of the proposed facility?*
Response: Design of the proposed facility has not been initiated so a definitive answer to the expected life of the proposed facility is unknown at this time. However, a 25- to 35-year life span is a reasonable expectation.
- *What are the expected total initial construction capital costs for the proposed facility?*
Response: Preliminary cost estimates for a range of potential building solutions is provided within Appendix H of the Draft EIS.
- *What are the expected capital renewal costs after the initial construction over the life of the proposed facility?*
Response: As the design of the proposed facility has not been initiated, a definitive answer to the question is unknown at this time. However, a general rule of thumb would be to allocate approximately 5 percent of the overall construction budget for investments in capital replacements and renewals.
- *How will the capital costs of the project be funded?*
Response: No decision has been made as to the method for financing construction of the proposed OCCC.

HONOLULU OFFICE
1001 Bishop Street, Suite 650
Honolulu, Hawai'i 96813-3484
Tel: (808) 521-5631
Fax: (808) 523-1402
E-mail: sysadmin@pbrhawaii.com

Mr. David Hafner, Jr.

SUBJECT: ENVIRONMENTAL IMPACT STATEMENT PREPARATION NOTICE FOR THE REPLACEMENT OF THE O‘AHU COMMUNITY CORRECTIONAL CENTER

10/26/17

Page 2 of 10

- *What are the expected financing costs over the expected life of the proposed facility?*
Response: Since no decision has been made as to the financing method for the proposed OCCC, the expected financing costs are unknown at this time.
- *What is the expected impact to the State's level of debt and debt service?*
Response: Since no decision has been made as to the financing method for the proposed OCCC the expected impact to the State's level of debt and debt service is unknown at this time.
- *If the project is funded by debt what type of debt will be used to finance the project (i.e. GO Bonds, Special Bonds, etc.)?*
Response: No decision has been made as to the financing method for the proposed OCCC.
- *What affect will this project have on the State's credit rating?*
Response: No decision has been made as to the financing method for the proposed OCCC, so the project's effect on the State's credit rating is unknown at this time.
- *Is this project expected to affect the State's ability to borrow for other projects?*
Response: No decision has been made as to the financing method for the proposed OCCC, so the project's effect on the State's ability to borrow for other projects is unknown at this time.
- *What is the expected division of cost elements for the proposed facility (planning, design, construction, project management)?*
Response: Preliminary construction cost estimates and preliminary staffing and operating cost estimates have been included as Appendices H and S of the Draft EIS.
- *How much will DAGS receive to manage the proposed project?*
Response: DAGS is providing administrative support to PSD and oversees the administration and management of the contract with the AHL-led consultant team using its current staff resources. DAGS role in the project beyond this stage has not been determined.
- *How much has been expended on the project to-date?*
Response: Approximately \$4 million would have been expended by the State of Hawai'i for planning, programming, siting, EIS and other related tasks at the time of Draft EIS publication.
- *What are the expected annual facility operating expenses (OPEX) for Utilities, Repair and Maintenance?*
Response: Preliminary staffing and operating cost estimates have been included as Appendix S of the Draft EIS.
- *Will Repair and Maintenance be performed by State Employees or out-sourced to contractors.*
Response: At this time, repair and maintenance of the new OCCC facility is expected to be performed by State employees.

Mr. David Hafner, Jr.

SUBJECT: ENVIRONMENTAL IMPACT STATEMENT PREPARATION NOTICE FOR THE REPLACEMENT OF THE O'AHU COMMUNITY CORRECTIONAL CENTER

10/26/17

Page 3 of 10

- *If State Employees are employed for Repair and Maintenance of facilities what is the expected staffing requirement in terms of Full-time-equivalent (FTE)?*
Response: Preliminary staffing and operating cost estimates have been included as Appendix S of the Draft EIS.
- *If State Employees are employed for Repair and Maintenance of facilities what are the expected fully loaded labor costs Direct Labor Costs, Overtime Costs and Benefit Costs (including EUTF retirement costs)?*
Response: Preliminary staffing and operating cost estimates have been included as Appendix S of the Draft EIS.
- *How will the proposed facility Operating Expenses be funded?*
Response: The proposed OCCC facility's operating expenses will be funded via its annual operating budget.
- *Will there be an overlap between the opening of the proposed facility and closing of the existing facility?*
Response: Yes, the transition between activating the new OCCC, moving inmates from the current OCCC to the new facility, and then closing the existing OCCC will overlap.
- *How long will the overlap between the opening of the proposed facility and closing of the existing facility be -months, years?*
Response: The duration of the transition between activating the new OCCC, moving inmates from the current to the new facility, and then closing the existing OCCC has not been determined. The schedule and duration of the transition phase will become known once the project is under construction but will likely involve weeks/months and not years.
- *What will be the expected transition costs between the opening of the proposed facility and closing of the existing facility?*
Response: The cost of the transition between activating the new OCCC, moving inmates from the current to the new facility, and then closing the existing OCCC has not been determined. The cost of the transition phase will become known once a transition plan is developed during the construction phase.
- *How will the transition costs be funded?*
Response: The funding source for the transition between activating the new OCCC, moving inmates from the current OCCC to the new facility, and then closing the existing OCCC has not been determined.
- *As compared to maintaining the existing facility over the next ten, twenty and thirty years what is the expected cost difference (both Capital expenses and Operating expenses) by constructing the proposed new facility for the three periods?*
Response: Preliminary staffing and operating cost estimates have been included as Appendix S of

Mr. David Hafner, Jr.

SUBJECT: ENVIRONMENTAL IMPACT STATEMENT PREPARATION NOTICE FOR THE REPLACEMENT OF THE O‘AHU COMMUNITY CORRECTIONAL CENTER

10/26/17

Page 4 of 10

the Draft EIS.

- *How many planners, architects, engineers, project managers, and construction laborers are expected to be employed in the proposed project?*
Response: The Draft EIS includes an Economic Impact Assessment as Appendix R which addresses the labor to be employed during construction of the proposed OCCC facility.
- *What is the expected economic impact from construction employment due to the proposed project (Planning, Design, and Construction phases)?*
Response: The Draft EIS includes an Economic Impact Assessment as Appendix R which addresses the labor to be employed during construction of the proposed OCCC facility.
- *Will this project affect the overall cost of construction in Hawai'i?*
Response: The Draft EIS includes an Economic Impact Assessment as Appendix R which addresses the labor to be employed during construction of the proposed OCCC facility.
- *Has any consideration been given to scheduling the project to periods of lower construction activity to save money?*
Response: Although there is an urgent need to replace the current OCCC, the proposed project is required to go through the planning and environmental impact statement phase. It will be several years before the design and construction phases can be initiated at which time the current level of construction activity associated with the rail project and other large-scale commercial and residential projects will have abated.
- *In normally accepted construction projects the design phase is typically divided into four sub-phases: Programming (the "Program"), Schematic Design, Design Development, and Construction Document. At what stage of the Design Phase is this project?*
Response: The proposed OCCC project is currently in the planning and environmental impact statement phase. It will be several years before the design phase will be initiated.
- *Has this project completed the Programming sub-phase?*
Response: An interim architectural space program has been included as Appendix B within the Department's Progress Report (dated February 1, 2017) and found on the OCCC website: (<http://dps.hawaii.gov/occc-future-plans>) or within the Draft EIS as Appendix F: Site Fit Study.
- *What Agency or entity is responsible for the Programming sub-phase?*
Response: The Department of Public Safety (PSD) has overall responsibility for the OCCC project. It was assisted in developing the interim architectural space program by AHL and Integrus Architects.
- *What is the relationship between the Programming sub-phase and the EISPN?*
Response: The programming phase for the OCCC and the EISPN are on separate tracks and schedules.

Mr. David Hafner, Jr.

SUBJECT: ENVIRONMENTAL IMPACT STATEMENT PREPARATION NOTICE FOR THE REPLACEMENT OF THE O'AHU COMMUNITY CORRECTIONAL CENTER

10/26/17

Page 5 of 10

- *Does the Design Program inform the EISPN or does the EISPN inform the Design Program?*
Response: The programming phase for the OCCC and the EISPN are on separate tracks and schedules.
- *Is the proposed project subject to Chapter 343 HRS and Chapter 11-200 HAR?*
Response: PSD is conducting the environmental impact statement pursuant to Chapter 343, HRS and Title 11, Chapter 200, HAR.
- *What Subject Matter Experts (SME) for accessing cultural impacts have been consulted in the development of the project Program?*
Response: PSD has always promoted the practices of Native Hawaiian programming within the parameters of what is allowable within the scope of standards for the safety and security of its institutions. Among the challenges to sustaining Native Hawaiian programming within PSD institutions is maintaining a list of practitioners willing to continue providing services to inmates.
- *What Subject Matter Experts (SME) for accessing cultural impacts have been -or are anticipated to be consulted - in the development of the EIS?*
Response: ASM Affiliates (Oahu, Hawaii) will be responsible for preparation of the Cultural Impact Assessment to be included within the Draft EIS.
- *What research material, policy studies, and background information was - or will be - consulted in the development of the Design Program and EIS?*
Response: Previous studies and investigations undertaken by the Department, along with environmental impact studies performed in support of other projects undertaken in the vicinity of each alternative project location, have been gathered and analyzed as input to the Draft EIS.
- *How will this project promote and preserve cultural beliefs, practices, and resources of native Hawaiians and other ethnic groups?*
Response: Hawaiian Cultural Classes are currently offered at OCCC where offenders can request for Hawaiian practitioners, cognitive restructuring, and self-development courses to develop self-worth. Similar offerings will be provided at the proposed OCCC facility.
- *What will be the methodology for assessing the effectiveness of this project in promoting and preserving cultural beliefs, practices, and resources of native Hawaiians and other ethnic groups?*
Response: PSD has always promoted the practices of Native Hawaiian programming within the parameters of what is allowable within the scope of standards for the safety and security of its institutions. Among the challenges to sustaining Native Hawaiian programming within PSD institutions is maintaining a list of practitioners willing to continue providing services to inmates.
- *Will this project adhere to the State of Hawaii Office of Environmental Quality Control "Guide to the implementation and Practice of the Hawaii Environmental Policy Act", 2012 Edition, Cultural Impact Assessment Contents? If not, how will this project diverge from the aforementioned OEQC*

Mr. David Hafner, Jr.

SUBJECT: ENVIRONMENTAL IMPACT STATEMENT PREPARATION NOTICE FOR THE REPLACEMENT OF THE O'AHU COMMUNITY CORRECTIONAL CENTER

10/26/17

Page 6 of 10

HEPA guidelines?

Response: The Department is conducting the environmental impact statement process in accordance with HRS Chapter 343 and HAR 11-200.

- *What trade-off studies of alternative solutions were performed - or will be performed - for this project?*

Response: The Draft EIS will address proposed OCCC project alternatives.

- *If trade-off studies were performed - or will be performed - what economic and cultural factors are considered?*

Response: The Draft EIS will address the economic and cultural factors of each alternative site being considered for the OCCC replacement.

- *What is the expected overall-all public safety outcome for the proposed project?*

Response: A new OCCC facility will take advantage of the newest cost-savings technologies and improve correctional services and safety for inmates, staff and the public.

- *What factors have been considered as measurements of public safety outcomes for this project?*

Response: Possible factors that have been considered as measurements of public safety include: lower staff-to-detainee ratios; lower number of detainees per cell/room; and fewer reported injuries by detainees and staff.

- *Will this project increase or decrease public safety outcomes as compared to the current baseline?*

Response: As compared to the current OCCC, development of the new OCCC should result in an increase in public safety outcomes (lower staff-to-detainee ratios; lower number of detainees per cell/room; and lesser number of reported injuries by detainees and staff).

- *What is the planning assumption for the daily average inmate population for this facility over time?*

Response: The total number of beds needed for detention and pre-release males in Fiscal Year (FY) 2026 (the planned future time horizon) is approximately 1,255, while the total number of female beds needed in FY 2026, is estimated to be 281 (although females are planned to be relocated to the Women's Community Correctional Center in Kailua in order to provide greater access to rehabilitation programs and improve family visitation opportunities).

- *What is the planning assumption for the daily average inmate population for this facility by type of inmate (mentally ill, homeless, non-violent, low-value bonds, etc.)?*

Response: Please refer to the below table. Note, due to rounding the estimated population numbers may not add up to the exact total.

Mr. David Hafner, Jr.

SUBJECT: ENVIRONMENTAL IMPACT STATEMENT PREPARATION NOTICE FOR THE REPLACEMENT OF THE O‘AHU COMMUNITY CORRECTIONAL CENTER

10/26/17

Page 7 of 10

OCCC FY26 FORECAST FOR MALES BY LEGAL STATUS AND CUSTODY CLASSIFICATION							
	MAXIMUM	CLOSE	MEDIUM	MINIMUM	COMMUNITY	TOTAL	PERCENT
Sentenced Felons	0	2	12	4	267	285	28%
Sentenced Felons-Probationers	0	1	28	17	72	119	12%
Sentenced Misdemeanants	0	0	7	2	42	51	5%
Parole Violators	0	1	5	1	38	45	4%
Probation Violators	1	0	48	22	94	165	16%
Pretrial Felons	3	0	105	36	148	292	29%
Pretrial Misdemeanants	0	0	4	2	42	47	5%
Other	0	0	0	0	1	2	0%
TOTAL	4	3	209	85	704	1004	100%
PERCENT	0.4%	0.3%	20.8%	8.4%	70.1%		100%

- *How does the planning assumption compare to the current inmate population?*

Response: On January 27, 2017, OCCC was responsible for housing approximately 1,171 male and 148 female inmates.

- *Have alternatives been considered for handling different inmate types using different facilities?*

Response: No other alternatives have been considered for handling different inmate types using different facilities.

- *Is this project expected to house mentally ill inmates that would otherwise be sent to the State Hospital?*

Response: No. The proposed project is not expected to house mentally ill inmates that would otherwise be sent to the State Hospital.

- *What percentage of the facility (percent of beds) is expected to be occupied by mentally ill individuals?*

Response: PSD’s Mental Health staff is required to deliver 20 hours a week of groups and activities to patients residing in Mental Health Modules (approximately 60 Severe and Persistently Mentally Ill (SPMI) patients at OCCC. In addition, outpatient supportive counseling (minimally once per month) is delivered to SPMI patients (83 patients at OCCC). Note: These counts are as of April 20-24, 2017, and fluctuate daily.

Recent studies vary across the United States. Some studies indicate that 60 percent of the population detained in the typical detention facility have symptoms of mental illness. These symptoms range from acute, transitional, and managed.

Program:

- Acute Mental Health: 18 Beds
- Transitional (Step down) Mental Health: 36 beds
- Managed Mental health: Varies in general population

- *Will the facility be designed, equipped, and staffed to provide adequate care for mentally ill inmates?*

Response: Yes, the proposed OCCC facility is expected to be designed, equipped, and staffed to provide an adequate level of care for mentally ill inmates.

Mr. David Hafner, Jr.

SUBJECT: ENVIRONMENTAL IMPACT STATEMENT PREPARATION NOTICE FOR THE REPLACEMENT OF THE O‘AHU COMMUNITY CORRECTIONAL CENTER

10/26/17

Page 8 of 10

- *Is this project expected to house non-violent inmates?*
Response: Yes, the proposed OCCC facility is expected to house non-violent inmates. See OCCC Newsletter Vol. 10 (April 2017) for a breakdown of Age, Ethnicity, Security, Crime, Severity and Status Classification for all individuals currently: (<http://dps.hawaii.gov/occc-future-plans>).
- *What percentage of the facility (percent of beds) is expected to be occupied by non-violent inmates?*
Response: Crime classifications for the OCCC inmate population encompass nine separate categories. Among male and female inmates, Property crimes account for 29% followed by All Other crimes (25%), Revocation (12%), Other Violent crimes (10%), Serious Drug offenses (10%), Robbery (5%), Drug Paraphernalia (4%), Major Violent crimes (2%), and Sexual Assault (3%). Newsletter Vol. 10, published in April 2017, was largely devoted to understanding the current make-up of the OCCC inmate population and is available at: <http://dps.hawaii.gov/occc-future-plans>.
- *Is this project expected to house individuals who are unable to post low-value bonds (<\$1,000)?*
Response: Yes, the proposed project is expected to house individuals who are unable to “make bail”, regardless of the amount.
- *What is the expected average length of stay for individuals who are unable to post low-value bonds (<\$1,000)?*
Response: PSD accommodates individuals who have been directed by the Hawaii State Judiciary to be jailed and cannot make bail. It has no discretion in deciding which individuals should or should not be jailed. PSD does not keep records of the length of stay for individuals who are unable to post bail lower than \$1,000.
- *What percentage of the facility (percent of beds) will low-value bond (<\$1,000) individuals occupy in the proposed facility?*
Response: PSD does not have such data.
- *Have alternatives been considered for routing non-violent, mentally ill, and low-value bond individuals to other locations?*
Response: Inmates housed at OCCC are under the jurisdiction of the Hawai‘i State Judiciary (courts) and not PSD. Detainees in jail can only be released, placed in outside programs or assigned to other alternatives to incarceration by the Judiciary.
- *How is this project expected to affect the recidivism rate?*
Response: There is no specific recidivism impact associated with the OCCC replacement project. It is PSD’s intent that by having rehabilitative programming and environment, that the jail recidivism rate will be positively affected.
- *Has any analysis been performed on the recidivism rate using different types of facilities?*
Response: No analysis has been performed on the recidivism rate using different types of facilities.

Mr. David Hafner, Jr.

SUBJECT: ENVIRONMENTAL IMPACT STATEMENT PREPARATION NOTICE FOR THE REPLACEMENT OF THE O'AHU COMMUNITY CORRECTIONAL CENTER

10/26/17

Page 9 of 10

- *Were cultural factors considered as a Design Program factors?*

Response: Yes. Many meetings held during the development of the architectural program touched on the cultural aspects of the public, staff, and inmates. Topics included connection to the land, family, and personal pride. With that said, the eventual facility design should focus on methods of providing natural light, visitation, and multi-use spaces for education, programs, work lines, and religious services.

- *Will this project have any affect the incarceration and recidivism rate for Native Hawaiians?*

Response: There is no specific recidivism impact associated with the OCCC replacement project. It is PSD's intent that by having rehabilitative programming and environment, that the jail recidivism rate will be positively affected.

- *Has any analysis been performed on Native Hawaiian incarceration recidivism rate using different types of facilities?*

Response: No. An analysis has not been performed on the recidivism rate for Native Hawaiians using different types of facilities.

- *What Subject Mater Experts, studies, and references were consulted in the development of the Design Program's relationship to the recidivism rate?*

Response: The architectural program represents industry best practices tailored to the proposed facility's mission and policies. Such design elements include the development of a more normative environment including program space offering the tools for success.

- *Will this facility increase the census count for the legislative district in which it is constructed and if so will this be considered as a cultural factor?*

Response: Yes, the facility will increase the census for the legislative district within which it is located. No, it will not be considered a cultural factor.

We value your participation in the environmental review process. Your letter will be included in the Draft EIS.

Sincerely,

PBR HAWAII & Associates, Inc.



Vincent Shigekuni

Mr. David Hafner, Jr.

SUBJECT: ENVIRONMENTAL IMPACT STATEMENT PREPARATION NOTICE FOR THE
REPLACEMENT OF THE O‘AHU COMMUNITY CORRECTIONAL CENTER

10/26/17

Page 10 of 10

cc: Office of Environmental Quality Control
Department of Public Safety
Department of Accounting and General Services

O:\Job32\3201.01 OCCC Relocation_Expansion EIS\EIS\EISPN\Responses\Community Responses\Response - D.
Hafner.docx



Adult Friends for Youth

3375 Koapaka Street, Suite B290 • Honolulu, Hawaii 96819 • (808) 833-8775 • FAX: (808) 833-6469
E-mail: afy@afyhawaii.com • Web Page: <http://www.afyhawaii.com>

**PRESIDENT AND
CHIEF EXECUTIVE
OFFICER**

Deborah L.K. Spencer-Chun, M.S.W.

BOARD OF DIRECTORS

*Chair of the Board
Bradford L. Harrison*

*Vice-Chair of the Board
Garret Iha*

*Treasurer
Jason Shimizu*

*Secretary
Jean Palm McIntosh*

*Directors:
Steven M. Baldrige*
Arnold M. Baptiste, Jr.*
Carolyn Berry Wilson
Paul Cunney
Frank De Lima
Daniel Dolan
Dennis Francis
Jeffrey A. Hawk*
T. Michael Hogan
William M. Kawashima
Damien T.K. Kim
Brad Myers*
Margie C. O'Neill*
T. George Paris
Catherine Payne*

ADVISORY COUNCIL:

*Nancy Bernal
Jan Brenner
Dennis Lombardi
Dr. Kevin Lye
Rev. Julia McKenna Dubin
Wayne Minami*
Kurt Mitchell*
Dr. Bernard Scherman
James K. Schuler
Phil Shimmin*
Susan Spangler
Judge Betty Vitousek (Ret.)
Lynne Waihee*

**FOUNDER AND
PRESIDENT EMERITUS.**

Sidney M. Rosen, M.S.W., Ph.D

**Past Chair of the Board*

November 21, 2016

Attn: Catie Cullison
PBR Hawaii & Associates, Inc.
1001 Bishop st. Suite 650
Honolulu, HI 96813

Dear Catie,

On behalf of Debbie and AFY, I am enclosing some responses we received from a booth we held at the Towers of Kuhio Park regarding the future of Oahu Community Correctional Center. I apologize for the delay. The responses varied from children to senior citizens. We hope some of the input will help with the planning of the center.

Please feel free to email me at lisa@afyhawaii.com if you have any further questions.

Thank you for your work and partnership in making our communities a better place to live!

Sincerely,

Lisa Tamashiro
Director of Operations and Special Programs
Adult Friends for Youth

WHAT WOULD YOU LIKE TO
SEE IN PLACE OF OCCC?

Housing for
homeless

WHAT WOULD YOU LIKE TO
SEE IN PLACE OF OCCC?

Affordable
Housing

WHAT WOULD YOU LIKE TO
SEE IN PLACE OF OCCC?

housing

WHAT WOULD YOU LIKE TO
SEE IN PLACE OF OCCC?

Housing

WHAT WOULD YOU LIKE TO
SEE IN PLACE OF OCCC?

Clinics

WHAT WOULD YOU LIKE TO
SEE IN PLACE OF OCCC?

Open up recreation
center.
Spaces for
educational
gathering
Rooms for
cultural aware-
ness classes,
etc.

WHAT WOULD YOU LIKE TO
SEE IN PLACE OF OCCC?

-Paintball range

WHAT WOULD YOU LIKE TO
SEE IN PLACE OF OCCC?

School & more
shops to
increase employment

WHAT WOULD YOU LIKE TO
SEE IN PLACE OF OCCC?

OLYMPIC
SIZE
POOL

WHAT WOULD YOU LIKE TO SEE IN PLACE OF OCCC?

A big Recreation Center for Family & Kids

WHAT WOULD YOU LIKE TO SEE IN PLACE OF OCCC?

- MAYBE A MALL
- RECENTER (S)
- REHAB CENTER
- HOTEL?
- BUSINESS BUILDING
- PAINTBALL RANGE

WHAT WOULD YOU LIKE TO SEE IN PLACE OF OCCC?

I would put a Paint ball range
So every body can go there

WHAT WOULD YOU LIKE TO SEE IN PLACE OF OCCC?

- Amusement Park
- water Park

WHAT WOULD YOU LIKE TO SEE IN PLACE OF OCCC?

- A place to jump in water (pool,)
- gym
-

WHAT WOULD YOU LIKE TO SEE IN PLACE OF OCCC?

KROCC
CENTER

WHAT WOULD YOU LIKE TO SEE IN PLACE OF OCCC?

- Bike shop
- Stadium
- Strip club
- food
- Shopping Mall
- Padium

WHAT WOULD YOU LIKE TO SEE IN PLACE OF OCCC?

- a recreation center
- dollar movies
- rehab center

WHAT WOULD YOU LIKE TO SEE IN PLACE OF OCCC?


History of people that made it out the hood's in Kalihi.

**WHAT WOULD YOU LIKE TO
SEE IN PLACE OF OCCC?**

- A Park for kids
- A Gym
- Mall
- Museum
- Aquarium
- Restraunt
- Basketball Court

**WHAT WOULD YOU LIKE TO
SEE IN PLACE OF OCCC?**

Carnival



PBR HAWAII
& ASSOCIATES, INC.

10/26/2017

THOMAS S. WITTEN, FASLA
Chairman / Principal

R. STAN DUNCAN, ASLA
President / Principal

RUSSELL Y. J. CHUNG, FASLA, LEED®AP BD+C
Executive Vice-President / Principal

VINCENT SHIGEKUNI
Vice-President / Principal

GRANT T. MURAKAMI, AICP, LEED®AP BD+C
Vice-President / Principal

TOM SCHNELL, AICP
Principal

KIMI MIKAMI YUEN, LEED®AP BD+C
Principal

W. FRANK BRANDT, FASLA
Chairman Emeritus

ANN MIKIKO BOUSLOG, PhD
Project Director

RAMSAY R. M. TAUM
Cultural Sustainability Planner

RAYMOND T. HIGA, ASLA
Senior Associate

CATIE CULLISON, AICP
Senior Associate

SCOTT MURAKAMI, ASLA, LEED®AP
Associate

DACHENG DONG, LEED®AP
Associate

MARC SHIMATSU, ASLA
Associate

Lisa Tamashiro, Director of Operations and Special Programs
Adult Friends for Youth
3375 Koapaka Street, Suite B290
Honolulu, HI 96819

**SUBJECT: ENVIRONMENTAL IMPACT STATEMENT PREPARATION
NOTICE FOR THE REPLACEMENT OF THE O'AHU
COMMUNITY CORRECTIONAL CENTER**

Dear Ms. Tamashiro,

Thank you for your letter dated November 21, 2016, regarding the Environmental Impact Statement (EIS) Preparation Notice for the Replacement of the O'ahu Community Correctional Center (OCCC). As the EIS sub-consultant for the State of Hawai'i Department of Accounting and General Services (DAGS), we have reviewed your comments and offer the following response.

The comments included in your letter are acknowledged and your input is appreciated.

We value your participation in the environmental review process. Your letter will be included in the Draft EIS.

Sincerely,

PBR HAWAII & Associates, Inc.

Vincent Shigekuni

cc: Office of Environmental Quality Control
Department of Public Safety
Department of Accounting and General Services

O:\Job32\3201.01 OCCC Relocation_Expansion EIS\EIS\EISPN\Responses\Community Responses\Response - L.
Tamashiro.docx

HONOLULU OFFICE
1001 Bishop Street, Suite 650
Honolulu, Hawai'i 96813-3484
Tel: (808) 521-5631
Fax: (808) 523-1402
E-mail: sysadmin@pbrhawaii.com

printed on recycled paper



AMERICANS FOR DEMOCRATIC ACTION

OFFICERS

John Bickel, President
Alan B. Burdick Vice President
Marsha Schweitzer, Treasurer
Karin Gill, Secretary

DIRECTORS

Guy Archer
Stanley Chang
Fritz Fritschel
Chuck Huxel
Jan Lubin
Jenny Nomura
Stephen O'Harrow
George Simson

MAILING ADDRESS

P. O. Box 23404
Honolulu
Hawaii'i 96823

Vincent Shigekuni
PBR Hawaii & Associates, Inc.
1001 Bishop St., Suite 650
Honolulu, Hawaii'i 96813

RE: OCCC Replacement EIS

Dear Mr. Shigekuni:

On behalf of Americans for Democratic Action, Hawaii Chapter, I wish to express opposition to building more correctional facilities if this building hides instead of solves some of our underlying problems.

*As 47% of OCCC population is pretrial, what is being looked at to reduce this population through bail reform?

*As 38.4 % of prison population is Native Hawaiian or Part Native Hawaiian, what is being planned to address the cultural needs of this population?

*Given that the root of many criminal problems is in failures in our education system, what is being done to create a comprehensive plan to ameliorate crime and punishment problems?

*How many suicides have taken place at OCCC for the last two years?

*What percent of OCCC inmates have chronic drug problems? What is being done to treat them?

*How many inmates are in private prisons on the mainland? How would a new OCCC change this?

*Is there a jail diversion program at OCCC? If so how many people have been diverted and to where?

*What kind of assistance is given to help inmates transition out of OCCC?

*How many OCCC inmates use the education facilities on a weekly basis over the last year? Which inmates are eligible for these services? How many people work full and part-time in them?

*Is there any consideration of privatizing the management of OCCC? If yes, what are the parameters that are under consideration?

*Is the EIS process including interviews with current and/or recently released inmates of OCCC? If yes, what are the topic areas that the EIS team has discussed with them, and what are the opinions and recommendations that they have expressed?

*What sites have been considered seriously by the EIS team, and what are the basic advantages and disadvantages associated with each site?

*What new policies and procedures, if any, will the OCCC EIS team be recommending for mental health care of OCCC inmates? If the OCCC EIS team is not planning to make any such recommendations, why have you decided not to do so?

*What new policies and procedures, if any, will the OCCC EIS team be recommending for remedial education, including literacy for OCCC inmates who are serving terms at OCCC after conviction??

*What new policies and procedures, if any, will the OCCC EIS team be recommending for safeguarding inmates' vital documents while they are in custody? If the OCCC EIS team is not planning to make any such recommendations, why have you decided not to do so?

*What new policies and procedures, if any, will the OCCC EIS team be recommending for improving inmates' ability to maintain contact with their families, employers, attorneys, and other service providers located outside

OCCC while the inmates are in custody? If the OCCC EIS team is not planning to make any such recommendations, why have you decided not to do so?

*Will the OCCC EIS team make recommendations for the OCCC administration to significantly reduce the costs incurred by inmates for their telephone calls to persons outside OCCC? If yes, what are the details of such recommendations? If the OCCC EIS team is not planning to make any such recommendations, why have you decided not to do so?

*What new policies and procedures, if any, will the OCCC EIS team be recommending for reducing absenteeism by ACOs (guards)? If the OCCC EIS team is not planning to make any such recommendations, why have you decided not to do so?

*What new judicial policies and procedures, if any, will the OCCC EIS team be recommending for removing bail requirements for inmates accused of relatively minor offenses? If the OCCC EIS team is not planning to make any such recommendations, why have you decided not to do so?

*What new judicial policies and procedures, if any, will the OCCC EIS team be recommending for reducing the number of persons who will be held at OCCC? If the OCCC EIS team is not planning to make any such recommendations, why have you decided not to do so?

*What amendments to state law, if any, will the OCCC EIS team be recommending for reducing the number of persons who will be subject to arrest and possible incarceration at OCCC? If the OCCC EIS team is not planning to make any such recommendations, why have you decided not to do so?

*What new judicial or administrative policies and procedures, if any, will the OCCC EIS team be recommending for reducing the number of persons who will be held at OCCC on charges of possession of small amounts of marijuana? If the OCCC EIS team is not planning to make any such recommendations, why have you decided not to do so?


*What administrative policies and procedures, if any, will the OCCC EIS team be recommending for ensuring that pre-trial inmates at OCCC are and remain segregated from inmates who have been convicted of crimes? If the OCCC EIS team is not planning to make any such recommendations, why have you decided not to do so?

*Given that even a short period of incarceration, even solely pre-trial, can be seriously disruptive of a person's employment, rental housing, and family situations, what administrative policies and procedures, if any, will the OCCC EIS team be recommending for assisting inmates at OCCC with respect to all aspects of reintegration into the community after incarceration, no matter how short or how long? If the OCCC EIS team is not planning to make any such recommendations, why have you decided not to do so?

Thank you very much for your work on this matter.

Sincerely,

John Bickel
President, ADA Hawaii
2415 Ala Wai Blvd. 901
Honolulu, HI 96815
808-728-9682



10/26/2017

THOMAS S. WITTEN, FASLA
Chairman / Principal

R. STAN DUNCAN, ASLA
President / Principal

RUSSELL Y. J. CHUNG, FASLA, LEED®AP BD+C
Executive Vice-President / Principal

VINCENT SHIGEKUNI
Vice-President / Principal

GRANT T. MURAKAMI, AICP, LEED®AP BD+C
Vice-President / Principal

TOM SCHNELL, AICP
Principal

KIMI MIKAMI YUEN, LEED®AP BD+C
Principal

W. FRANK BRANDT, FASLA
Chairman Emeritus

ANN MIKIKO BOUSLOG, PhD
Project Director

RAMSAY R. M. TAUM
Cultural Sustainability Planner

RAYMOND T. HIGA, ASLA
Senior Associate

CATIE CULLISON, AICP
Senior Associate

SCOTT MURAKAMI, ASLA, LEED®AP
Associate

DACHENG DONG, LEED®AP
Associate

MARC SHIMATSU, ASLA
Associate

HONOLULU OFFICE
1001 Bishop Street, Suite 650
Honolulu, Hawaii 96813-3484
Tel: (808) 521-5631
Fax: (808) 523-1402
E-mail: sysadmin@pbrhawaii.com

John Bickel, President
ADA Hawai'i
2415 Ala Wai Boulevard, #901
Honolulu, HI 96815

**SUBJECT: ENVIRONMENTAL IMPACT STATEMENT PREPARATION
NOTICE FOR THE REPLACEMENT OF THE O'AHU
COMMUNITY CORRECTION CENTER**

Dear Mr. Bickel,

Thank you for your letter dated November 23, 2016, regarding the Environmental Impact Statement (EIS) Preparation Notice for the Replacement of the O'ahu Community Correctional Center (OCCC).

As the EIS sub-consultant for the State of Hawai'i Department of Accounting and General Services (DAGS), we have reviewed your comments and offer the following responses, organized to correspond to your individual questions.

Your opposition is acknowledged and your comments and input are appreciated.

- *As 47% of OCCC population is pretrial, what is being looked at to reduce this population through bail reform?*

Response: As of January 27, 2017, approximately 41 percent of the OCCC male population and 46 percent of the female population were pre-trial felons and pre-trial misdemeanants. Newsletter Vol. 10, published in April 2017, was largely devoted to understanding the current make-up of the OCCC inmate population, including the male and female pre-trial population, and is available at: <http://dps.hawaii.gov/occc-future-plans>.

- *As 38.4 % of prison population is Native Hawaiian or Part Native Hawaiian, what is being planned to address the cultural needs of this population?*

Response: The Department of Public Safety (PSD) plans to evaluate and consider the recommendations of the HCR 85 Task Force as well as recommendations derived from the Native Hawai'i an community and organizations as well as other boards, commissions and agencies offering recommendations.

- *Given that the root of many criminal problems is in failures in our education system, what is being done to create a comprehensive plan to ameliorate crime and punishment problems?*

Response:

While we appreciate your analysis of the source of criminal problems, PSD's key responsibilities are to house pre-trial felons and pre-trial misdemeanants. The creation

Mr. John Bickel

SUBJECT: ENVIRONMENTAL IMPACT STATEMENT PREPARATION NOTICE FOR THE REPLACEMENT OF THE O‘AHU COMMUNITY CORRECTIONAL CENTER

10/26/17

Page 2 of 6

of a comprehensive plan to ameliorate crime and punishment problems would best be performed by the State Department of Education, the Legislature and the Hawai‘i State Judiciary and other agencies.

- *How many suicides have taken place at OCCC for the last two years?*

Response: There has been one suicide at OCCC over the last two years.

- *What percent of OCCC inmates have chronic drug problems? What is being done to treat them?*

Response: The table below provides substance abuse statistics.

Substance Abuse Dependence Level	Frequency	Percent	Valid Percent	Cumulative Percent
Valid Little Indication of Substance Abuse (Disrupt <22)	253	77.1	77.1	77.1
Possible Indication of Substance Abuse (Disrupt 22-36)	35	10.7	10.7	87.8
Strong Indication of Substance Abuse (Disrupt 37-47)	24	7.3	7.3	95.1
Strong Indication of Dependence (Disrupt 48-59)	10	3.0	3.0	98.2
Very Strong Indication of Dependence (Disrupt 60+)	6	1.8	1.8	100.0
Total	328	100.0	100.0	

* Chart represents those with chronic drug problems from the furlough population.

While it is premature to predict with certainty the specific substance abuse treatment services that will be provided at the new OCCC facility, among the substance abuse programs offered at OCCC are psychosocial and therapeutic treatment groups for SPMI inmates, Alcoholics Anonymous, Narcotics Anonymous, and similar mental health services and programs.

- *How many inmates are in private prisons on the mainland? How would a new OCCC change this?*

Response: As of June 30, 2016, approximately 1,386 inmates were housed in mainland prisons and can only return when sufficient bed space becomes available in Hawai‘i by reductions in the number of prison inmates held in Hawai‘i , construction of additional prison beds in Hawai‘i , or a combination of both. The proposal to develop a new jail facility to replace OCCC will have no effect on the number of prison inmates held in mainland prisons.

- *Is there a jail diversion program at OCCC? If so how many people have been diverted and to where?*

Response: Diversion programs are utilized when appropriate. Assessment based needs are provided in collaboration with community services. If diversion is appropriate, programming is provided within the institution.

- *What kind of assistance is given to help inmates transition out of OCCC?*

Response: For those that are Severe and Persistently Mentally Ill (SPMI), PSD’s mental health staff create discharge plans that link or re-link inmates to the State Department of Health (DOH) Adult Mental Health Division (AMHD) and/or the State Department of Human Services

Mr. John Bickel

SUBJECT: ENVIRONMENTAL IMPACT STATEMENT PREPARATION NOTICE FOR THE REPLACEMENT OF THE O‘AHU COMMUNITY CORRECTIONAL CENTER

10/26/17

Page 3 of 6

(DHS) Medicaid system of care. PSD’s Reentry Office is establishing a system where offenders, prior to release, are put in touch with various agencies, service providers and faith-based organizations, based on their needs, so that upon release, there is no lag time for securing housing, medical/mental health coverage, proper identification, etc.

- *How many OCCC inmates use the education facilities on a weekly basis over the last year? Which inmates are eligible for these services? How many people work full and part-time in them?*

Response: The Department sees approximately 80 students in the Education Unit on a weekly basis. It offers classes two days a week (Tuesdays and Thursdays) from 8:00 a.m. to 10:00 a.m. and 11:00 a.m. to 1:00 p.m. The Education Unit serves almost the entire population of OCCC with the exception of those who are serving disciplinary sanctions for in-house infractions. Education programs are provided both in the Education Unit and in the housing units depending on the populations and their needs. Currently, PSD employs four full-time education staff, one contract worker, and four volunteers.

- *Is there any consideration of privatizing the management of OCCC? If yes, what are the parameters that are under consideration?*

Response: There are no plans to privatize the management or operation of the proposed OCCC facility.

- *Is the EIS process including interviews with current and/or recently released inmates of OCCC? If yes, what are the topic areas that the EIS team has discussed with them, and what are the opinions and recommendations that they have expressed?*

Response: There are no plans to interview current and/or recently released inmates of OCCC as part of Draft EIS preparation. However, former inmates have provided comments at neighborhood board meetings and at a town hall meeting.

- *What sites have been considered seriously by the EIS team, and what are the basic advantages and disadvantages associated with each site?*

Response: A total of 12 prospective sites were identified for consideration as potential locations for development of a replacement facility (one of which is the current OCCC location). All sites identified and/or offered for consideration were screened and assessed for possible use; no public or private properties identified for possible use were eliminated from consideration prior to undergoing screening. Information concerning site identification and screening is included as Appendix C (Siting Study) in the Progress Report (dated February 1, 2017) and found on the OCCC website: (<http://dps.Hawaii.gov/occc-future-plans>). As a result of the site selection study, four sites were recommended for further investigation and inclusion in the Draft EIS. These included: the existing OCCC site, the Animal Quarantine Station site in Halawa, an undeveloped portion of the Halawa Correctional Facility, and a site located within Mililani Technology Park. The Draft EIS reports on the natural and man-made environment of each of the four sites (along with the Women’s Community Correctional Center), and the impacts of locating a replacement OCCC on each site.

Mr. John Bickel

SUBJECT: ENVIRONMENTAL IMPACT STATEMENT PREPARATION NOTICE FOR THE REPLACEMENT OF THE O'AHU COMMUNITY CORRECTIONAL CENTER

10/26/17

Page 4 of 6

- *What new policies and procedures, if any, will the OCCC EIS team be recommending for mental health care of OCCC inmates? If the OCCC EIS team is not planning to make any such recommendations, why have you decided not to do so?*

Response: Those responsible for Draft EIS preparation will not be offering recommendations to those responsible for the mental health care of inmates. Doing so is outside the scope of EIS preparation and is best left to mental health professionals.

- *What new policies and procedures, if any, will the OCCC EIS team be recommending for remedial education, including literacy for OCCC inmates who are serving terms at OCCC after conviction??*

Response: Those responsible for Draft EIS preparation will not be offering recommendations concerning remedial education of inmates. Doing so is outside the scope of EIS preparation and is best left to the PSD's education professionals.

- *What new policies and procedures, if any, will the OCCC EIS team be recommending for safeguarding inmates' vital documents while they are in custody? If the OCCC EIS team is not planning to make any such recommendations, why have you decided not to do so?*

Response: Those responsible for Draft EIS preparation will not be offering recommendations concerning the safeguarding of inmates' vital or other documents. Doing so is outside the scope of EIS preparation and is best left to PSD.

- *What new policies and procedures, if any, will the OCCC EIS team be recommending for improving inmates' ability to maintain contact with their families, employers, attorneys, and other service providers located outside OCCC while the inmates are in custody? If the OCCC EIS team is not planning to make any such recommendations, why have you decided not to do so?*

Response: Those responsible for Draft EIS preparation will not be offering recommendations concerning the ability of inmates to maintain outside contact with their families, employers, attorneys, and other service providers. Doing so is outside the scope of EIS preparation and is best left to the PSD's administrative and security professionals.

- *Will the OCCC EIS team make recommendations for the OCCC administration to significantly reduce the costs incurred by inmates for their telephone calls to persons outside OCCC? If yes, what are the details of such recommendations? If the OCCC EIS team is not planning to make any such recommendations, why have you decided not to do so?*

Response: Those responsible for Draft EIS preparation will not be offering recommendations concerning the costs incurred by inmates for telephone calls to outside contacts. Doing so is outside the scope of EIS preparation and is best left to PSD.

- *What new policies and procedures, if any, will the OCCC EIS team be recommending for reducing absenteeism by ACOs (guards)? If the OCCC EIS team is not planning to make any such recommendations, why have you decided not to do so?*

Response: Those responsible for Draft EIS preparation will not be offering recommendations concerning reducing absenteeism by Adult Correctional Officers (ACOs).

Mr. John Bickel

SUBJECT: ENVIRONMENTAL IMPACT STATEMENT PREPARATION NOTICE FOR THE REPLACEMENT OF THE O'AHU COMMUNITY CORRECTIONAL CENTER

10/26/17

Page 5 of 6

Doing so is outside the scope of EIS preparation and is best left to PSD.

- *What new judicial policies and procedures, if any, will the OCCC EIS team be recommending for removing bail requirements for inmates accused of relatively minor offenses? If the OCCC EIS team is not planning to make any such recommendations, why have you decided not to do so?*

Response: Those responsible for Draft EIS preparation will not be offering recommendations concerning bail. Doing so is outside the scope of EIS preparation and is best left to the Hawai'i State Judiciary (Courts).

- *What new judicial policies and procedures, if any, will the OCCC EIS team be recommending for reducing the number of persons who will be held at OCCC? If the OCCC EIS team is not planning to make any such recommendations, why have you decided not to do so?*

Response: Those responsible for Draft EIS preparation will not be offering recommendations concerning judicial policies and procedures. Doing so is outside the scope of EIS preparation and is best left to the Judiciary as inmates housed at OCCC are under the jurisdiction of the Judiciary and not PSD.

- *What amendments to state law, if any, will the OCCC EIS team be recommending for reducing the number of persons who will be subject to arrest and possible incarceration at OCCC? If the OCCC EIS team is not planning to make any such recommendations, why have you decided not to do so?*

Response: Those responsible for Draft EIS preparation will not be offering recommendations concerning amendments to state law or proposals for new laws. Doing so is outside the scope of EIS preparation and is best left to the Legislature and the Judiciary.

- *What new judicial or administrative policies and procedures, if any, will the OCCC EIS team be recommending for reducing the number of persons who will be held at OCCC on charges of possession of small amounts of marijuana? If the OCCC EIS team is not planning to make any such recommendations, why have you decided not to do so?*

Response: Those responsible for Draft EIS preparation will not be offering recommendations concerning judicial or administrative policies and procedures. Doing so is outside the scope of EIS preparation and is best left to the Judiciary.

- *What administrative policies and procedures, if any, will the OCCC EIS team be recommending for ensuring that pre-trial inmates at OCCC are and remain segregated from inmates who have been convicted of crimes? If the OCCC EIS team is not planning to make any such recommendations, why have you decided not to do so?*

Response: Those responsible for Draft EIS preparation will not be offering recommendations concerning administrative policies and procedures at OCCC. Doing so is outside the scope of EIS preparation and is best left to PSD.

- *Given that even a short period of incarceration, even solely pre-trial, can be seriously disruptive of a persons' s employment, rental housing, and family situations, what administrative policies and procedures, if any, will the OCCC EIS team be recommending for assisting inmates at OCCC with*

Mr. John Bickel

SUBJECT: ENVIRONMENTAL IMPACT STATEMENT PREPARATION NOTICE FOR THE
REPLACEMENT OF THE O'AHU COMMUNITY CORRECTIONAL CENTER

10/26/17

Page 6 of 6

respect to all aspects of reintegration into the community after incarceration, no matter how short or how long? If the OCCC EIS team is not planning to make any such recommendations, why have you decided not to do so?

Response: Those responsible for Draft EIS preparation will not be offering recommendations concerning detainees and their reintegration into the community. Doing so is outside the scope of EIS preparation and is best left to PSD's re-entry and reintegration professionals.

We value your participation in the environmental review process. Your letter will be included in the Draft EIS.

Sincerely,

PBR HAWAII & Associates, Inc.



Vincent Shigekuni

cc: Office of Environmental Quality Control
Department of Public Safety
Department of Accounting and General Services

626 Ilikai St
Kailua, HI 96731
November 19, 2011

Mr Vincent Shigekuni
PBR Hawaii + Assoc.
1001 Bishop St. Ste 650
Honolulu HI 96813

Dear Mr. Shigekuni,

I am writing in regard to the proposed new OCCC jail to replace the Halawa facility.

Why can the State of Hawaii and ^{the} City and County of Honolulu afford a new jail but not the programs that will help the population that ends up in jail?

International, national and state studies and reports have been made over decades with recommendations that address the ills that plague so many who end up incarcerated. Can you tell me the reports that the

State has commissioned, both from independent contractors and from State entities?

Can you tell me the recommendations that are most likely to help the homeless stay out of jail?

Also can you tell me the recommendations that might help keep the ~~homeless~~ ^{mentally ill} ~~homeless~~ out of jail?

I would like to know the recommendations that have been made in State studies and reports that might be likely to keep drug offenders from spending time in prisons and jails. Can you tell me these?

It seems important to incarcerate persons who will harm others but ~~is~~ it important to jail the homeless? Is it important to jail the mentally ill? Is it important to jail drug users?

How much does it cost taxpayers to house these types of persons in jail for 1 ^{month} month?
If these people had programs

and assistance to help them, how much would tax payers save in jail costs?

How much time does a person who can't post bail stay in jail before the case connected to that person goes to court? (Or is somehow resolved?)

Why has the incarceration rate ~~in~~ Hawaii increased so much since the 1970's?

Why are people jailed for misdemeanors? What would tax payers save if there were other options than incarcerating the people who are now in jail for misdemeanors?

How much does it cost tax payers to jail people who violate probation?

~~Is there~~ What are recommendations that State reports have made as alternatives to incarceration?


Can you tell me how other states like New York and California are changing laws and policies to handle the number of people in jails?

Do people in jail come out worse off

than before they went in? If something else would help them, what would that be?

This is a complicated issue but I hope there is an alternative to the present situation. Is there a way lawmakers can help change the laws to make incarceration a last resort for many of the people who end up there because of minor offenses? Is there a connection between having legal representation and whether a person ends up in jail? ~~Does~~^{Is} a person who is poor more likely to go to jail than a person who has money? ~~Does~~^{Is} putting people in jail for not having enough money to stay out of jail - is this legal? If yes, can we change the laws so that it is not so uneven?

Thank you for your time
Theresa Moorleggen



10/26/2017

Theresa Moorleghen
626 Ilikai Street
Kailua, HI 96734

THOMAS S. WITTEN, FASLA
Chairman / Principal

R. STAN DUNCAN, ASLA
President / Principal

RUSSELL Y. J. CHUNG, FASLA, LEED®AP BD+C
Executive Vice-President / Principal

VINCENT SHIGEKUNI
Vice-President / Principal

GRANT T. MURAKAMI, AICP, LEED®AP BD+C
Vice-President / Principal

TOM SCHNELL, AICP
Principal

KIMI MIKAMI YUEN, LEED®AP BD+C
Principal

W. FRANK BRANDT, FASLA
Chairman Emeritus

ANN MIKIKO BOUSLOG, PhD
Project Director

RAMSAY R. M. TAUM
Cultural Sustainability Planner

RAYMOND T. HIGA, ASLA
Senior Associate

CATIE CULLISON, AICP
Senior Associate

SCOTT MURAKAMI, ASLA, LEED®AP
Associate

DACHENG DONG, LEED®AP
Associate

MARC SHIMATSU, ASLA
Associate

**SUBJECT: ENVIRONMENTAL IMPACT STATEMENT PREPARATION
NOTICE FOR THE REPLACEMENT OF THE O'AHU
COMMUNITY CORRECTIONAL CENTER**

Dear Ms. Moorleghen,

Thank you for your letter dated November 23, 2016, regarding the Environmental Impact Statement (EIS) Preparation Notice for the Replacement of the O'ahu Community Correctional Center (OCCC). As the EIS sub-consultant for the State of Hawai'i Department of Accounting and General Services (DAGS), we have reviewed your comments and offer the following responses, organized corresponding to your individual questions.

- *Why can the State of Hawaii and/or City and County of Honolulu afford a new jail but not the programs that will help the population that ends up in jail?*

Response: As you know, the State and the City and County of Honolulu faces many needs, including those factors which some can attribute to the cause of crime. The proposed OCCC replacement project is not intended to eliminate crime, but at its core, addresses basic health and safety, not only for residents and island visitors who were subjected to crime, but also OCCC's detainees, staff, visitors and volunteers.

The Executive and Legislative branches of the State and County governments weigh all needs, and establish budgets to address all residents' needs, including the programs you refer to.

- *Can you tell me the reports that the State has commissioned, both from independent contractors and from State entities?*

Response: Interagency Council on Intermediate Sanctions (ICIS): ICIS webpage has a wealth of information and reports that were created to look at best practice principals in the criminal justice system. ICIS is a partnership between the Judiciary, the Department of Public Safety (PSD), Department of the Attorney General, Department of Health (DOH), Office of the Public Defender, Hawai'i Paroling Authority, Department of the Prosecuting Attorney and the Honolulu Police Department. The vision of the ICIS is the reduction of recidivism and the prevention of future victimization by adult offenders. Documents and studies, including recidivism reports, dashboards on indicators and trends, disposition and criminal conviction analysis, validation reports on various screening instruments and informative newsletters can be found at: icis.hawaii.gov.

HONOLULU OFFICE
1001 Bishop Street, Suite 650
Honolulu, Hawai'i 96813-3484
Tel: (808) 521-5631
Fax: (808) 523-1402
E-mail: sysadmin@pbrhawaii.com

Ms. Theresa Moorleghen

SUBJECT: ENVIRONMENTAL IMPACT STATEMENT PREPARATION NOTICE FOR THE REPLACEMENT OF THE O'AHU COMMUNITY CORRECTIONAL CENTER

10/26/17

Page 2 of 4

Justice Reinvestment Initiative (JRI): During the development of JRI, Hawaii sought assistance from the Bureau of Justice Assistance and the Pew Center on the States. The five reports that were commissioned by PSD were all from the Council of State Governments during the development stages and implementation of JRI in Hawaii. The Council of State Governments conducted an analysis on criminal justice trends in Hawaii and factors that affected recidivism based on several different factors, including the effectiveness of probation and parole supervision.

The reports that were given to PSD were:

- Justice Reinvestment in Hawaii: Analyses & Policy Options;
- Justice Reinvestment in Hawaii: Improving Public Safety by Expanding Treatment Programs and Strengthening Victim Services;
- Justice Reinvestment in Hawaii: Analyses & Policy Framework;
- Justice Reinvestment in Hawaii: Initial Work Group Meeting; and
- Justice Reinvestment in Hawaii: Overview.

The website where all of these can be found is at: <https://csgjusticecenter.org/jr/hi/hi-publications/>

- *Can you tell me the recommendations that are most likely to help the homeless stay out of jail? Also can you tell me the recommendations that might help keep the mentally ill out of jail?*

Response: For those who are mentally ill, it would be ideal if the DOH Jail Diversion Teams had locations or programs, other than OCCC, to which low-level misdemeanors (trespass, violating park rules, urinating in the park, disturbing the peace, etc.) could be diverted. Departmental (specifically, PSD) policies do not drive incarceration rates.

- *I would like to know the recommendations that have been made in State studies and reports that might be likely to keep drug offenders from spending time in prisons and jails. Can you tell me these?*

Response: Please refer to the documents found at: <https://csgjusticecenter.org/jr/hi/hi-publications/>

- *It seems important to incarcerate persons who will harm others but is it important to jail the homeless? Is it important to jail the mentally ill? Is it important to jail drug users?*

Response: OCCC Newsletter Vol. 10, published in April 2017, was largely devoted to understanding the current make-up of the OCCC inmate population which should help one to have an accurate understanding of this population. Newsletter Vol. 10 is available at: <http://dps.hawaii.gov/occc-future-plans>.

- *How much does it cost taxpayers to house these types of persons in jail for 1 month? If these people had programs and assistance to help them, how much would tax payers save in jail costs?*

Response: The time spent by individuals who are unable to post bail varies on a case-by-

Ms. Theresa Moorleghen

SUBJECT: ENVIRONMENTAL IMPACT STATEMENT PREPARATION NOTICE FOR THE REPLACEMENT OF THE O'AHU COMMUNITY CORRECTIONAL CENTER

10/26/17

Page 3 of 4

case basis and is primarily determined and controlled by the Courts.

- *Why has the incarceration rate in Hawaii increased so much since the 1970s?*

Response: The increase in the incarceration rate is, in part, tied to new and amended laws enacted since the 1970's. However, the Courts determine who is incarcerated by determining sentencing for those found guilty of a crime and sentenced to incarceration. PSD abides with orders to incarcerate individuals sentenced by the Courts.

- *Why are people jailed for misdemeanors? What would taxpayers save if there were other options then incarcerating the people who are now in jail for misdemeanors?*

Response: The Courts determine sentencing for those found guilty of a misdemeanor. The Courts also determine bail amounts for people who are pre-trial on misdemeanor charges. PSD abides with orders to incarcerate individuals sentenced by the Courts and to hold pre-trial detainees who don't pay bail.

- *How much does it cost tax payers to jail people who violate probation?*

Response: Total overall per capita cost per day is approximately \$146. PSD does not segregate costs per person for inmates who violate probation.

- *What are recommendations that State reports have made as alternatives to incarceration?*

Response: PSD is not in possession of any such reports.

- *Can you tell me how other states like New York and California are changing laws and policies to handle the number of people in jails?*

Response: PSD abides with orders to incarcerate individuals sentenced by the courts and to hold pre-trial detainees who don't pay bail. It is possible that the states you mention have a different approach to who gets housed in jails.

- *Do people in jail come out worse off than before they went in? If something else would help them, what would that be?*

Response: PSD maintains that individuals held in jail do not return to the community worse off than prior to entering jail.

- *This is a complicated issues but I hope there is an alternative to the present situation. Is there a way lawmakers can help change the laws to make incarceration a last resort for many of the people who end up there because of minor offenses?*

Response: Changes to laws can have a profound effect on who is incarcerated, for what violations and for how long. The Legislature enacts the laws, the Judiciary authorizes the incarceration of individuals and PSD enforces the laws and sentences meted out.

- *Is there a connection between having legal representation and whether a person ends up in jail? Is a person who is poor more likely to go to jail for not having enough money to stay out of jail – is this legal? If yes, can we change the laws so that it is not so uneven?*

Ms. Theresa Moorleghen

SUBJECT: ENVIRONMENTAL IMPACT STATEMENT PREPARATION NOTICE FOR THE
REPLACEMENT OF THE O'AHU COMMUNITY CORRECTIONAL CENTER

10/26/17

Page 4 of 4

Response: The provision of legal representation for anyone accused of a crime is a constitutionally-protected right. What is legal in this matter is left to the Courts and not PSD. Laws can be changed in keeping up with societal and economic changes through the legislative process.

We value your participation in the environmental review process. Your letter will be included in the Draft EIS.

Sincerely,

PBR HAWAII & Associates, Inc.

A handwritten signature in black ink, appearing to read "Vincent R. Shigekuni". The signature is fluid and cursive, with the first name being the most prominent.

Vincent Shigekuni

cc: Office of Environmental Quality Control
Department of Public Safety
Department of Accounting and General Services

Dear Vincent Shizekani,


Some questions for the ELS:

- ① Have you considered more cost effective ways to deal with the jail overcrowding issue, such as more proactive mental health services and preventative educational outreach.
- ② Have you considered community service and fines for non violent offences.
- ③ Have you researched other countries that have less incarceration and recidivism, like Norway.?

Thank you for your time,

Cheers

ERILA SCOTT
2140 A MAUNA PLACE
HONOLULU, HI
96822



PBR HAWAII
& ASSOCIATES, INC.

10/26/2017

THOMAS S. WITTEN, FASLA
Chairman / Principal

R. STAN DUNCAN, ASLA
President / Principal

RUSSELL Y. J. CHUNG, FASLA, LEED®AP BD+C
Executive Vice-President / Principal

VINCENT SHIGEKUNI
Vice-President / Principal

GRANT T. MURAKAMI, AICP, LEED®AP BD+C
Vice-President / Principal

TOM SCHNELL, AICP
Principal

KIMI MIKAMI YUEN, LEED®AP BD+C
Principal

W. FRANK BRANDT, FASLA
Chairman Emeritus

ANN MIKIKO BOUSLOG, PhD
Project Director

RAMSAY R. M. TAUM
Cultural Sustainability Planner

RAYMOND T. HIGA, ASLA
Senior Associate

CATIE CULLISON, AICP
Senior Associate

SCOTT MURAKAMI, ASLA, LEED®AP
Associate

DACHENG DONG, LEED®AP
Associate

MARC SHIMATSU, ASLA
Associate

HONOLULU OFFICE
1001 Bishop Street, Suite 650
Honolulu, Hawai'i 96813-3484
Tel: (808) 521-5631
Fax: (808) 523-1402
E-mail: sysadmin@pbrhawaii.com

Erika Scott
2140 A Mouna Place
Honolulu, HI 96822

**SUBJECT: ENVIRONMENTAL IMPACT STATEMENT PREPARATION
NOTICE FOR THE REPLACEMENT OF THE O'AHU
COMMUNITY CORRECTIONAL CENTER**

Dear Ms. Scott,

Thank you for your letter dated November 23, 2016, regarding the Environmental Impact Statement (EIS) Preparation Notice for the Replacement of the O'ahu Community Correctional Center (OCCC). As the EIS sub-consultant for the State of Hawai'i Department of Accounting and General Services (DAGS), we have reviewed your comments and offer the following response.

Regarding your questions about considering alternative programs, please note that inmates housed at OCCC are under the jurisdiction of the Hawai'i State Judiciary (courts) and not the Department of Public Safety (PSD). Detainees in jail can only be released, placed in outside programs or assigned to other alternatives to incarceration by the Judiciary. Resources devoted to mental health, education and social services are the purview of the Judiciary and the Legislature and not PSD.

In response to your question about additional research, the Maui CCC Warden James Hirano and Parole Chairman Bert Matsuoka were part of a large group of officials from Hawaii and North Dakota that traveled to Norway. The group that travelled to Norway was represented by various stakeholders in the criminal justice system not only PSD. PSD will take into consideration any recommendation from the stakeholders regarding the Norwegian system that will work for Hawaii.

We value your participation in the environmental review process. Your letter will be included in the Draft EIS.

Sincerely,

PBR HAWAII & Associates, Inc.

Vincent Shigekuni

Ms. Erika Scott

SUBJECT: ENVIRONMENTAL IMPACT STATEMENT PREPARATION NOTICE FOR THE
REPLACEMENT OF THE O‘AHU COMMUNITY CORRECTIONAL CENTER

10/26/17

Page 2 of 2

cc: Office of Environmental Quality Control
Department of Public Safety
Department of Accounting and General Services

O:\Job32\3201.01 OCCC Relocation_Expansion EIS\EIS\EISPN\Responses\Community Responses\Response - E. Scott.docx

I am opposed to building more correctional facilities to hide away our social challenges. My question is:

Please itemize for me the classes you offer prisoners ^{all} year. Include a ^{description} of each ~~class~~.

Thank you


Roberta Keller

?

Mahalo for your response to my question.

Name: Roberta Keller

Address: Apt 902, 45-090 Namoku St.,
Kaneohe, HI 96744



PRINCIPALS

10/26/2017

THOMAS S. WITTEN, FASLA
Chairman

Roberta Keiler
45-090 Namoku Street, Apt 902
Kaneohe, HI 96744-5305

R. STAN DUNCAN, ASLA
President

RUSSELL Y. J. CHUNG, FASLA, LEED® AP BD+C
Executive Vice-President

**SUBJECT: ENVIRONMENTAL IMPACT STATEMENT PREPARATION
NOTICE FOR THE REPLACEMENT OF THE O'AHU
COMMUNITY CORRECTIONAL CENTER**

VINCENT SHIGEKUNI
Vice-President

GRANT T. MURAKAMI, AICP, LEED® AP BD+C
Vice-President

Dear Ms. Keiler,

TOM SCHNELL, AICP
Principal

Thank you for your letter dated October 19, 2016, regarding the Environmental Impact Statement (EIS) Preparation Notice for the Replacement of the O'ahu Community Correctional Center (OCCC). As the EIS sub-consultant for the State of Hawai'i Department of Accounting and General Services (DAGS), we have reviewed your comments and offer the following response.

KIMI MIKAMI YUEN, LEED® AP BD+C
Principal

W. FRANK BRANDT, FASLA
Chairman Emeritus

ASSOCIATES

The services offered to inmates year-round include psychosocial and therapeutic treatment groups for Severe and Persistently Mentally Ill (SPMI) inmates in addition to religious Services, Library Services (i.e., Law Library and Recreational Library), Adult Basic Education (ABE), High School Equivalency Test (HISET), General Educational Development (GED), Yoga, Cognitive skills, Hawaiian Culture Classes, Creative Writing, Serve Safe, Academic classes, Independent studies, Alcoholics Anonymous, Narcotics Anonymous, and Mental Health Services. A list of classes offered can be obtained by contacting our Corrections Program Services: <http://dps.hawaii.gov/frequently-called-numbers/>

RAYMOND T. HIGA, ASLA
Senior Associate

CATIE CULLISON, AICP
Senior Associate

SCOTT MURAKAMI, ASLA, LEED® AP
Associate

DACHENG DONG, LEED® AP
Associate

MARC SHIMATSU, ASLA
Associate

We value your participation in the environmental review process. Your letter will be included in the Draft EIS.

Sincerely,

PBR HAWAII & Associates, Inc.

HONOLULU OFFICE
1001 Bishop Street, Suite 650
Honolulu, Hawai'i 96813-3484
Tel: (808) 521-5631
Fax: (808) 523-1402
E-mail: sysadmin@pbrhawaii.com

Vincent Shigekuni

cc: Office of Environmental Quality Control
Department of Public Safety
Department of Accounting and General Services

I am opposed to building more correctional facilities to hide away our social challenges. My question is:

What are less costly means of handling these persons including increased incarcerations with ankle monitors, text message reminders for Court Dates and use of treatment beds instead of jail cells?

Mahalo for your response to my question.

Name:

Ken Akinska, MRA


Address:

3254 Olu St.
Honolulu, HI 96816

RECEIVED

Nov 21

PBR HAWAII



PBR HAWAII

& ASSOCIATES, INC.

10/26/2017

PRINCIPALS

THOMAS S. WITTEN, FASLA
Chairman

R. STAN DUNCAN, ASLA
President

RUSSELL Y. J. CHUNG, FASLA, LEED®AP BD+C
Executive Vice-President

VINCENT SHIGEKUNI
Vice-President

GRANT T. MURAKAMI, AICP, LEED®AP BD+C
Vice-President

TOM SCHNELL, AICP
Principal

KIMI MIKAMI YUEN, LEED®AP BD+C
Principal

W. FRANK BRANDT, FASLA
Chairman Emeritus

ASSOCIATES

RAYMOND T. HIGA, ASLA
Senior Associate

CATIE CULLISON, AICP
Senior Associate

SCOTT MURAKAMI, ASLA, LEED®AP
Associate

DACHENG DONG, LEED®AP
Associate

MARC SHIMATSU, ASLA
Associate

Ken Akinaka
3254 Olu Street
Honolulu, HI 96816

**SUBJECT: ENVIRONMENTAL IMPACT STATEMENT PREPARATION
NOTICE FOR THE REPLACEMENT OF THE O'AHU
COMMUNITY CORRECTIONAL CENTER**

Dear Mr. Akinaka,

Thank you for your letter dated November 21, 2016, regarding the Environmental Impact Statement (EIS) Preparation Notice for the Replacement of the O'ahu Community Correctional Center (OCCC). As the EIS sub-consultant for the State of Hawai'i Department of Accounting and General Services (DAGS), we have reviewed your comments and offer the following responses.

For male and female offenders housed in OCCC, over 60% have been accused or are serving a sentence for crimes categorized as Felony A, Felony B, or Felony C (Department of Public Safety [PSD], January 2017) while crimes categorized as Misdemeanor and Petty Misdemeanor comprise only 25% of the inmate population. Note that inmates housed at OCCC are under the jurisdiction of the Hawai'i State Judiciary (courts) and not PSD. Detainees in jail can only be released, placed in outside programs or assigned to other alternatives to incarceration by the Judiciary.

Development of a new OCCC facility alone will not prevent/solve the community and other factors that lead to crime. In addition, development of a new OCCC facility (which functions as a jail and not a prison) alone will not directly change/impact the community and other factors that lead to the over representation of Native Hawaiians in the criminal justice system. Policy and legislative changes, enacted by the Judiciary and the Legislature, have the potential to affect the over representation of Native Hawaiians in the justice system.

We value your participation in the environmental review process. Your letter will be included in the Draft EIS.

Sincerely,

PBR HAWAII & Associates, Inc.

HONOLULU OFFICE
1001 Bishop Street, Suite 650
Honolulu, Hawai'i 96813-3484
Tel: (808) 521-5631
Fax: (808) 523-1402
E-mail: sysadmin@pbrhawaii.com

printed on recycled paper

Mr. Ken Akinaka

SUBJECT: ENVIRONMENTAL IMPACT STATEMENT PREPARATION NOTICE FOR THE
REPLACEMENT OF THE O'AHU COMMUNITY CORRECTIONAL CENTER

10/26/17

Page 2 of 2

Vincent Shigekuni

cc: Office of Environmental Quality Control
Department of Public Safety
Department of Accounting and General Services

O:\Job32\3201.01 OCCC Relocation_Expansion EIS\EIS\EISPN\Responses\Community Responses\Response - K. Akinaka.docx

I am opposed to building more correctional facilities to hide away our social challenges. My question is:

How does a new facility change/impact the community level factors that lead to the overrepresentation of Native Hawaiians in the prison system?

?

Mahalo for your response to my question.

Name: ERENDIRA ALDANA

Address: 922 B POMEHANA ST. HONOLULU, HI 96826

I am opposed to building more correctional facilities to hide away our social challenges. My question is:


How will this new facility ~~can~~ prevent/solve the community & historical level factors that lead to crime?

?

Mahalo for your response to my question.

Name: ERENDIRA ALDANA

Address: 922 B POMEHANA ST. HONOLULU HI, 96826



PBR HAWAII
& ASSOCIATES, INC.

10/26/2017

THOMAS S. WITTEN, FASLA
Chairman / Principal

R. STAN DUNCAN, ASLA
President / Principal

RUSSELL Y. J. CHUNG, FASLA, LEED®AP BD+C
Executive Vice-President / Principal

VINCENT SHIGEKUNI
Vice-President / Principal

GRANT T. MURAKAMI, AICP, LEED®AP BD+C
Vice-President / Principal

TOM SCHNELL, AICP
Principal

KIMI MIKAMI YUEN, LEED®AP BD+C
Principal

W. FRANK BRANDT, FASLA
Chairman Emeritus

ANN MIKIKO BOUSLOG, PhD
Project Director

RAMSAY R. M. TAUM
Cultural Sustainability Planner

RAYMOND T. HIGA, ASLA
Senior Associate

CATIE CULLISON, AICP
Senior Associate

SCOTT MURAKAMI, ASLA, LEED®AP
Associate

DACHENG DONG, LEED®AP
Associate

MARC SHIMATSU, ASLA
Associate

Erendira Aldana
922 B Pumehana Street
Honolulu, HI 96826

**SUBJECT: ENVIRONMENTAL IMPACT STATEMENT PREPARATION
NOTICE FOR THE REPLACEMENT OF THE O'AHU
COMMUNITY CORRECTIONAL CENTER**

Dear Ms. Aldana,

Thank you for your letters dated November 22, 2016, regarding the Environmental Impact Statement (EIS) Preparation Notice for the Replacement of the O'ahu Community Correctional Center. As the EIS sub-consultant for the State of Hawai'i Department of Accounting and General Services (DAGS), we have reviewed your comments and offer the following response.

Development of a new OCCC facility alone will not prevent/solve the community and other factors that lead to crime. In addition, development of a new OCCC facility (which functions as a jail and not a prison) alone will not directly change/impact the community and other factors that lead to the over representation of Native Hawaiians in the criminal justice system. Policy and legislative changes, enacted by the Judiciary and the Legislature, have the potential to affect the over representation of Native Hawaiians in the justice system.

For male and female offenders housed in OCCC, over 60% have been accused or are serving a sentence for crimes categorized as Felony A, Felony B, or Felony C (Department of Public Safety [PSD], January 2017) while crimes categorized as Misdemeanor and Petty Misdemeanor comprise only 25% of the inmate population. Note that inmates housed at OCCC are under the jurisdiction of the Hawai'i State Judiciary (courts) and not PSD. Detainees in jail can only be released, placed in outside programs or assigned to other alternatives to incarceration by the Judiciary.

We value your participation in the environmental review process. Your letter will be included in the Draft EIS.

Sincerely,

PBR HAWAII & Associates, Inc.

HONOLULU OFFICE
1001 Bishop Street, Suite 650
Honolulu, Hawai'i 96813-3484
Tel: (808) 521-5631
Fax: (808) 523-1402
E-mail: sysadmin@pbrhawaii.com

printed on recycled paper

Ms. Erendira Aldana

SUBJECT: ENVIRONMENTAL IMPACT STATEMENT PREPARATION NOTICE FOR THE
REPLACEMENT OF THE O'AHU COMMUNITY CORRECTIONAL CENTER

10/26/17

Page 2 of 2

A handwritten signature in black ink, appearing to read "Vincent R. Shigekuni". The signature is fluid and cursive, with a large initial "V" and "S".

Vincent Shigekuni

cc: Office of Environmental Quality Control
Department of Public Safety
Department of Accounting and General Services

I am opposed to building more correctional facilities to hide away our social challenges. My question is:

What is being done to ~~the~~ reduce the number of incarcerated persons who ~~have~~ are incarcerated for non-violent crimes? Are jails and prisons the best place for non-violent offenders?

?

Mahalo for your response to my question.


Name: Wayne Dow

Address: 3739 Mariposa Dr
Honolulu, HI 96816

RECEIVED

Nov 21

PBR HAWAII



PBR HAWAII
& ASSOCIATES, INC.

10/26/2017

THOMAS S. WITTEN, FASLA
Chairman / Principal

R. STAN DUNCAN, ASLA
President / Principal

RUSSELL Y. J. CHUNG, FASLA, LEED®AP BD+C
Executive Vice-President / Principal

VINCENT SHIGEKUNI
Vice-President / Principal

GRANT T. MURAKAMI, AICP, LEED®AP BD+C
Vice-President / Principal

TOM SCHNELL, AICP
Principal

KIMI MIKAMI YUEN, LEED®AP BD+C
Principal

W. FRANK BRANDT, FASLA
Chairman Emeritus

ANN MIKIKO BOUSLOG, PhD
Project Director

RAMSAY R. M. TAUM
Cultural Sustainability Planner

RAYMOND T. HIGA, ASLA
Senior Associate

CATIE CULLISON, AICP
Senior Associate

SCOTT MURAKAMI, ASLA, LEED®AP
Associate

DACHENG DONG, LEED®AP
Associate

MARC SHIMATSU, ASLA
Associate

Wayne Bow
3739 Mariposa Drive
Honolulu, HI 96816

**SUBJECT: ENVIRONMENTAL IMPACT STATEMENT PREPARATION
NOTICE FOR THE REPLACEMENT OF THE O'AHU
COMMUNITY CORRECTIONAL CENTER**

Dear Mr. Bow,

Thank you for your letter dated November 21, 2016, regarding the Environmental Impact Statement (EIS) Preparation Notice for the Replacement of the O'ahu Community Correctional Center (OCCC). As the EIS sub-consultant for the State of Hawai'i Department of Accounting and General Services (DAGS), we have reviewed your comments and offer the following response.

For male and female offenders housed in OCCC, over 60% have been accused of or are serving a sentence for offenses categorized as Felony A, Felony B, or Felony C while offenses categorized as Misdemeanor and Petty Misdemeanor comprise only 25% of the inmate population (Department of Public Safety [PSD], January 2017).

Inmates housed at OCCC are under the jurisdiction of the Hawai'i State Judiciary (courts) and not PSD. Detainees in jail can only be released, placed in outside programs or assigned to other alternatives to incarceration by the Judiciary.

We value your participation in the environmental review process. Your letter will be included in the Draft EIS.

Sincerely,

PBR HAWAII & Associates, Inc.

Vincent Shigekuni

cc: Office of Environmental Quality Control
Department of Public Safety
Department of Accounting and General Services

HONOLULU OFFICE
1001 Bishop Street, Suite 650
Honolulu, Hawai'i 96813-3484
Tel: (808) 521-5631
Fax: (808) 523-1402
E-mail: sysadmin@pbrhawaii.com

O:\Job32\3201.01 OCCC Relocation_Expansion EIS\EIS\EISPN\Responses\Community Responses\Response - W. Bow.docx

I am opposed to building more correctional facilities to hide away our social challenges. My question is:

Why is the state not investing tax dollars in evidence-based alternatives to widespread incarceration? Why is the state not attempting to reduce prison populations through these alternative solutions, such as community placement programs, community healthcare programs & wellness centers instead?

Mahalo for your response to my question.


Name: Will Caron

Address: 3780 Pukalani Pl., Honolulu, HI 96816

RECEIVED

Nov 21

PBR HAWAII



PBR HAWAII
& ASSOCIATES, INC.

10/26/2017

THOMAS S. WITTEN, FASLA
Chairman / Principal

R. STAN DUNCAN, ASLA
President / Principal

RUSSELL Y. J. CHUNG, FASLA, LEED®AP BD+C
Executive Vice-President / Principal

VINCENT SHIGEKUNI
Vice-President / Principal

GRANT T. MURAKAMI, AICP, LEED®AP BD+C
Vice-President / Principal

TOM SCHNELL, AICP
Principal

KIMI MIKAMI YUEN, LEED®AP BD+C
Principal

W. FRANK BRANDT, FASLA
Chairman Emeritus

ANN MIKIKO BOUSLOG, PhD
Project Director

RAMSAY R. M. TAUM
Cultural Sustainability Planner

RAYMOND T. HIGA, ASLA
Senior Associate

CATIE CULLISON, AICP
Senior Associate

SCOTT MURAKAMI, ASLA, LEED®AP
Associate

DACHENG DONG, LEED®AP
Associate

MARC SHIMATSU, ASLA
Associate

Will Carson
3780 Pukalani Place
Honolulu, HI 96816

**SUBJECT: ENVIRONMENTAL IMPACT STATEMENT PREPARATION
NOTICE FOR THE REPLACEMENT OF THE O'AHU
COMMUNITY CORRECTIONAL CENTER**

Dear Mr. Carson,

Thank you for your letter dated November 21, 2016, regarding the Environmental Impact Statement (EIS) Preparation Notice for the Replacement of the O'ahu Community Correctional Center (OCCC). As the EIS sub-consultant for the State of Hawai'i Department of Accounting and General Services (DAGS), we have reviewed your comments and offer the following response.

Evidence Based Practices have been implemented and an Office of Reentry within the Department of Public Safety (PSD) has been established to assist in the development of appropriate services and programs for those who are being released. PSD is also working closely with the State Department of Health, Adult Mental Health Branch, for continuum of care for offenders in need of mental health services upon release. There is also on-going training of staff. Contracted job placement training and services has been procured and PSD is supporting the Honolulu County Offender Reentry Program (HCORP) 3-year demonstration project which is helping over 150 sentenced felon probationers improve reentry success. This partnership with the University of Hawaii, Social Sciences Research Institute (UH SSRI) provides "in-reach" services in OCCC and coordinates comprehensive services for 12 months after release; clients with behavioral health issues are given priority. HCORP also provides technical assistance to community providers and is collecting and analyzing data to better understand predictors of recidivism and improve community tenure.

Inmates housed at OCCC are under the jurisdiction of the Hawai'i State Judiciary (courts) and not PSD. Detainees in jail can only be released, placed in outside programs or assigned to other alternatives to incarceration by the Judiciary.

We value your participation in the environmental review process. Your letter will be included in the Draft EIS.

Sincerely,

PBR HAWAII & Associates, Inc.

HONOLULU OFFICE
1001 Bishop Street, Suite 650
Honolulu, Hawai'i 96813-3484
Tel: (808) 521-5631
Fax: (808) 523-1402
E-mail: sysadmin@pbrhawaii.com

printed on recycled paper

Mr. Will Carson

SUBJECT: ENVIRONMENTAL IMPACT STATEMENT PREPARATION NOTICE FOR THE
REPLACEMENT OF THE O'AHU COMMUNITY CORRECTIONAL CENTER

10/26/17

Page 2 of 2

A handwritten signature in black ink, appearing to read "Vincent R. Shigekuni". The signature is fluid and cursive, with the first name "Vincent" and the last name "Shigekuni" being the most prominent parts.

Vincent Shigekuni

cc: Office of Environmental Quality Control
Department of Public Safety
Department of Accounting and General Services

O:\Job32\3201.01 OCCC Relocation_Expansion EIS\EIS\EISPN\Responses\Community Responses\Response -
W. Carson.docx

I am opposed to building more correctional facilities to hide away our social challenges. My question is:

What treatment programs
and how many participants #
who have mental health
and drug addiction problems?

?

Mahalo for your response to my question.

Name: Rev. Saul Os
Address: 45-090 Nimitz St # 904
Honolulu HI 96744

RECEIVED
Nov 21
PBR HAWAII


I am opposed to building more correctional facilities to hide away our social challenges. My question is:

Could the nonviolent prison population be reduced or eliminated with better proven mental health + drug treatment?

_____?
Mahalo for your response to my question.

Name: Rev Samuel Aoki Rev Barbara Rippe
Address: 45-090 Kamohi St # apt 904
Kaneohe, HI 96744

RECEIVED
Nov 21
PBR HAWAII



PBR HAWAII
& ASSOCIATES, INC.

10/26/2017

THOMAS S. WITTEN, FASLA
Chairman / Principal

R. STAN DUNCAN, ASLA
President / Principal

RUSSELL Y. J. CHUNG, FASLA, LEED®AP BD+C
Executive Vice-President / Principal

VINCENT SHIGEKUNI
Vice-President / Principal

GRANT T. MURAKAMI, AICP, LEED®AP BD+C
Vice-President / Principal

TOM SCHNELL, AICP
Principal

KIMI MIKAMI YUEN, LEED®AP BD+C
Principal

W. FRANK BRANDT, FASLA
Chairman Emeritus

ANN MIKIKO BOUSLOG, PhD
Project Director

RAMSAY R. M. TAUM
Cultural Sustainability Planner

RAYMOND T. HIGA, ASLA
Senior Associate

CATIE CULLISON, AICP
Senior Associate

SCOTT MURAKAMI, ASLA, LEED®AP
Associate

DACHENG DONG, LEED®AP
Associate

MARC SHIMATSU, ASLA
Associate

Reverend Samuel Cox
45-090 Namoku Street, #904
Kaneohe, HI 96744

**SUBJECT: ENVIRONMENTAL IMPACT STATEMENT PREPARATION
NOTICE FOR THE REPLACEMENT OF THE O'AHU
COMMUNITY CORRECTIONAL CENTER**

Dear Reverend Cox,

Thank you for your letter dated November 21, 2016, regarding the Environmental Impact Statement (EIS) Preparation Notice for the Replacement of the O'ahu Community Correctional Center (OCCC). As the EIS sub-consultant for the State of Hawai'i Department of Accounting and General Services (DAGS), we have reviewed your comments and offer the following response.

The Department of Public Safety's Mental Health staff is required to deliver 20 hours a week of groups and activities to patients residing in Mental Health Modules (approximately 60 Severe and Persistently Mentally Ill [SPMI] patients at OCCC, 10 at the Women's Community Correctional Center (WCCC) and 45 at the Halawa Correctional Facility (HCF). Outpatient supportive counseling (a minimum of once per month) is delivered to SPMI patients at all facilities (46 at the Hawai'i Community Correctional Center, 46 at the Maui Community Correctional Center, 30 at the Kauai Community Correctional Center, 6 at the Kulani Correctional Facility, 83 at OCCC, 62 at WCCC and 160 at the HCF). Please note that these counts are as of April 20-24, 2017, and fluctuate daily.

Regarding the current inmate population, for male and female offenders housed in OCCC, over 60% have been accused of or are serving a sentence for offenses categorized as Felony A, Felony B, or Felony C while offenses categorized as Misdemeanor and Petty Misdemeanor comprise only 25% of the inmate population (PSD, January 2017).

We value your participation in the environmental review process. Your letter will be included in the Draft EIS.

Sincerely,

PBR HAWAII & Associates, Inc.

Vincent Shigekuni

HONOLULU OFFICE
1001 Bishop Street, Suite 650
Honolulu, Hawai'i 96813-3484
Tel: (808) 521-5631
Fax: (808) 523-1402
E-mail: sysadmin@pbrhawaii.com

printed on recycled paper

Rev. Samuel Cox

SUBJECT: ENVIRONMENTAL IMPACT STATEMENT PREPARATION NOTICE FOR THE
REPLACEMENT OF THE O'AHU COMMUNITY CORRECTIONAL CENTER

10/26/17

Page 2 of 2

cc: Office of Environmental Quality Control
Department of Public Safety
Department of Accounting and General Services

O:\Job32\3201.01 OCCC Relocation_Expansion EIS\EIS\EISPN\Responses\Community Responses\Response -
S. Cox.docx

I am opposed to building more correctional facilities to hide away our social challenges. My question is:

how is investing money into the construction of more correctional facilities better for the people of Hawaii, especially Native Hawaiians, than investing in education, substance-abuse, or mental health?

?

Mahalo for your response to my question.

Name: Kaylene Evans

Address: ~~PO Box 85~~ 2003 Wilder Avenue HI 96822

RECEIVED

Nov 21

PBR HAWAII



PBR HAWAII
& ASSOCIATES, INC.

10/26/2017

THOMAS S. WITTEN, FASLA
Chairman / Principal

R. STAN DUNCAN, ASLA
President / Principal

RUSSELL Y. J. CHUNG, FASLA, LEED®AP BD+C
Executive Vice-President / Principal

VINCENT SHIGEKUNI
Vice-President / Principal

GRANT T. MURAKAMI, AICP, LEED®AP BD+C
Vice-President / Principal

TOM SCHNELL, AICP
Principal

KIMI MIKAMI YUEN, LEED®AP BD+C
Principal

W. FRANK BRANDT, FASLA
Chairman Emeritus

ANN MIKIKO BOUSLOG, PhD
Project Director

RAMSAY R. M. TAUM
Cultural Sustainability Planner

RAYMOND T. HIGA, ASLA
Senior Associate

CATIE CULLISON, AICP
Senior Associate

SCOTT MURAKAMI, ASLA, LEED®AP
Associate

DACHENG DONG, LEED®AP
Associate

MARC SHIMATSU, ASLA
Associate

Kaylene Evans
2003 Wilder Avenue
Honolulu, HI 96822

**SUBJECT: ENVIRONMENTAL IMPACT STATEMENT PREPARATION
NOTICE FOR THE REPLACEMENT OF THE O'AHU
COMMUNITY CORRECTIONAL CENTER**

Dear Ms. Evans,

Thank you for your letter dated November 21, 2016, regarding the Environmental Impact Statement (EIS) Preparation Notice for the Replacement of the O'ahu Community Correctional Center (OCCC). As the EIS sub-consultant for the State of Hawai'i Department of Accounting and General Services (DAGS), we have reviewed your comments and offer the following response.

The proposal is to develop a new jail facility to replace OCCC with little or no overall increase in the number of jail beds available on Oahu. Inmates housed at OCCC are under the jurisdiction of the Hawai'i State Judiciary (courts) and not the Department of Public Safety. Detainees in jail can only be released, placed in outside programs or assigned to other alternatives to incarceration by the Judiciary.

We value your participation in the environmental review process. Your letter will be included in the Draft EIS.

Sincerely,

PBR HAWAII & Associates, Inc.

Vincent Shigekuni

cc: Office of Environmental Quality Control
Department of Public Safety
Department of Accounting and General Services

HONOLULU OFFICE
1001 Bishop Street, Suite 650
Honolulu, Hawai'i 96813-3484
Tel: (808) 521-5631
Fax: (808) 523-1402
E-mail: sysadmin@pbrhawaii.com

O:\Job32\3201.01 OCCC Relocation_Expansion EIS\EIS\EISPN\Responses\Community Responses\Response - K. Evans.docx

I am opposed to building more correctional facilities to hide away our social challenges. My question is:

① How many mentally ill people, not necessarily drug addicts, are incarcerated?

② How many educational programs are currently running? Do you have GED programs?


Mahalo for your response to my question.

Name: Rosemary K. Fujimoto
Address: 45-090 Hamoku St, #401
Kaneohe, HI 96744
rosemaryfujimoto@gmail.com

RECEIVED

Nov 21

PBR HAWAII



PBR HAWAII
& ASSOCIATES, INC.

10/26/2017

THOMAS S. WITTEN, FASLA
Chairman / Principal

R. STAN DUNCAN, ASLA
President / Principal

RUSSELL Y. J. CHUNG, FASLA, LEED®AP BD+C
Executive Vice-President / Principal

VINCENT SHIGEKUNI
Vice-President / Principal

GRANT T. MURAKAMI, AICP, LEED®AP BD+C
Vice-President / Principal

TOM SCHNELL, AICP
Principal

KIMI MIKAMI YUEN, LEED®AP BD+C
Principal

W. FRANK BRANDT, FASLA
Chairman Emeritus

ANN MIKIKO BOUSLOG, PhD
Project Director

RAMSAY R. M. TAUM
Cultural Sustainability Planner

RAYMOND T. HIGA, ASLA
Senior Associate

CATIE CULLISON, AICP
Senior Associate

SCOTT MURAKAMI, ASLA, LEED®AP
Associate

DACHENG DONG, LEED®AP
Associate

MARC SHIMATSU, ASLA
Associate

HONOLULU OFFICE
1001 Bishop Street, Suite 650
Honolulu, Hawai'i 96813-3484
Tel: (808) 521-5631
Fax: (808) 523-1402
E-mail: sysadmin@pbrhawaii.com

Rosemary Fujimoto
45-090 Namoku Street, Apt 401
Kaneohe, HI 96744

**SUBJECT: ENVIRONMENTAL IMPACT STATEMENT PREPARATION
NOTICE FOR THE REPLACEMENT OF THE O'AHU
COMMUNITY CORRECTIONAL CENTER**

Dear Ms. Fujimoto,

Thank you for your letter dated November 21, 2016, regarding the Environmental Impact Statement (EIS) Preparation Notice for the Replacement of the O'ahu Community Correctional Center (OCCC). As the EIS sub-consultant for the State of Hawai'i Department of Accounting and General Services (DAGS), we have reviewed your comments and offer the following response.

A gross estimate of incarcerated persons with mental illness based on the average daily census of Severe and Persistently Mentally Ill (SPMI) is approximately 696. In addition, there are about 450-600 people per year served on Suicide Watch. There is no such thing as "borderline mentally ill". However, there are about 38 people who would be considered mentally ill, but who would not be considered severe or persistent. If the reference to "borderline mentally ill" is to those people with mental disorders other than SPMI, this is estimated at about 80% of the entire OCCC population; most of whom suffer from either Antisocial and/or Borderline Personality Disorders, mixed with Substance Use and Abuse Disorders. This latter group is not included in the estimates for SPMI.

Current programs offered at OCCC include: psychosocial and therapeutic treatment groups for SPMI inmates, Religious Services, Library Services i.e., Law Library and Recreational Library, Adult Basic Education (ABE), High School Equivalency Test (HSET), General Educational Development (GED), Yoga, Cognitive skills, Hawaiian Culture Classes, Creative Writing, Serve Safe, Academic classes, Independent studies, Alcoholics Anonymous, Narcotics Anonymous, and Mental Health Services. A list of classes offered can be obtained by contacting our Corrections Program Services: <http://dps.hawaii.gov/frequently-called-numbers/>.

We value your participation in the environmental review process. Your letter will be included in the Draft EIS.

Sincerely,

PBR HAWAII & Associates, Inc.

Ms. Rosemary Fujimoto

SUBJECT: ENVIRONMENTAL IMPACT STATEMENT PREPARATION NOTICE FOR THE
REPLACEMENT OF THE O'AHU COMMUNITY CORRECTIONAL CENTER

10/26/17

Page 2 of 2



Vincent Shigekuni

cc: Office of Environmental Quality Control
Department of Public Safety
Department of Accounting and General Services

O:\Job32\3201.01 OCCC Relocation_Expansion EIS\EIS\EISPN\Responses\Community Responses\Response -
R. Fujimoto.docx

I am opposed to building more correctional facilities to hide away our social challenges. My question is:

Will you adopt the findings of the 2012 Native Hawaiian Justice Task Force Report? Will you adopt the findings of any reports delivered to the state?

?

Mahalo for your response to my question.


Name: Sonny Garaden

Address: 1531 Makiki St. #301
Honolulu, HI 96822

RECEIVED

Nov 21

PBR HAWAII



PBR HAWAII
& ASSOCIATES, INC.

10/26/2017

THOMAS S. WITTEN, FASLA
Chairman / Principal

R. STAN DUNCAN, ASLA
President / Principal

RUSSELL Y. J. CHUNG, FASLA, LEED®AP BD+C
Executive Vice-President / Principal

VINCENT SHIGEKUNI
Vice-President / Principal

GRANT T. MURAKAMI, AICP, LEED®AP BD+C
Vice-President / Principal

TOM SCHNELL, AICP
Principal

KIMI MIKAMI YUEN, LEED®AP BD+C
Principal

W. FRANK BRANDT, FASLA
Chairman Emeritus

ANN MIKIKO BOUSLOG, PhD
Project Director

RAMSAY R. M. TAUM
Cultural Sustainability Planner

RAYMOND T. HIGA, ASLA
Senior Associate

CATIE CULLISON, AICP
Senior Associate

SCOTT MURAKAMI, ASLA, LEED®AP
Associate

DACHENG DONG, LEED®AP
Associate

MARC SHIMATSU, ASLA
Associate

HONOLULU OFFICE
1001 Bishop Street, Suite 650
Honolulu, Hawai'i 96813-3484
Tel: (808) 521-5631
Fax: (808) 523-1402
E-mail: sysadmin@pbrhawaii.com

Sonny Ganaden
1531 Makiki Street, #301
Honolulu, HI 96822

**SUBJECT: ENVIRONMENTAL IMPACT STATEMENT PREPARATION
NOTICE FOR THE REPLACEMENT OF THE O'AHU
COMMUNITY CORRECTIONAL CENTER**

Dear Mr. Ganaden,

Thank you for your letter dated November 21, 2016, regarding the Environmental Impact Statement (EIS) Preparation Notice for the Replacement of the O'ahu Community Correctional Center (OCCC). As the EIS sub-consultant for the State of Hawai'i Department of Accounting and General Services (DAGS), we have reviewed your comments and offer the following response.

OCCC provides the customary jail function of managing both pre-trial detainees and locally-sentenced misdemeanor offenders and others with a sentence of one year or less as well as providing a pre-release preparation/transition function for prison system inmates when they reach less than a year until their scheduled release. Inmates housed at OCCC are under the jurisdiction of the Hawai'i State Judiciary (courts) and not the Department of Public Safety (PSD). Detainees in jail can only be released, placed in outside programs or assigned to other alternatives to incarceration by the Judiciary.

PSD will review reports delivered to the State that are relevant to its mission, responsibilities, facilities, programs and population. Reports that prescribe or recommend changes to legislation, Judicial policies and procedures, etc. are best addressed to the Judiciary or the State Legislature.

We value your participation in the environmental review process. Your letter will be included in the Draft EIS.

Sincerely,

PBR HAWAII & Associates, Inc.

Vincent Shigekuni

Mr. Sonny Ganaden

SUBJECT: ENVIRONMENTAL IMPACT STATEMENT PREPARATION NOTICE FOR THE
REPLACEMENT OF THE O‘AHU COMMUNITY CORRECTIONAL CENTER

10/26/17

Page 2 of 2

cc: Office of Environmental Quality Control
Department of Public Safety
Department of Accounting and General Services

O:\Job32\3201.01 OCCC Relocation_Expansion EIS\EIS\EISPN\Responses\Community Responses\Response -
S. Ganaden.docx


I am opposed to building more correctional facilities to hide away our social challenges. My question is:

Why aren't we investing more money in ~~protection~~ prevention and early childhood interventions rather than expanding the bed capacity of the new jail?

Mahalo for your response to my question.

Name: Sophie Gralapp
Address: 3117 Hunter St.
Honolulu, HI 96816

RECEIVED
Nov 21
PBR HAWAII



10/26/2017

THOMAS S. WITTEN, FASLA
Chairman / Principal

R. STAN DUNCAN, ASLA
President / Principal

RUSSELL Y. J. CHUNG, FASLA, LEED®AP BD+C
Executive Vice-President / Principal

VINCENT SHIGEKUNI
Vice-President / Principal

GRANT T. MURAKAMI, AICP, LEED®AP BD+C
Vice-President / Principal

TOM SCHNELL, AICP
Principal

KIMI MIKAMI YUEN, LEED®AP BD+C
Principal

W. FRANK BRANDT, FASLA
Chairman Emeritus

ANN MIKIKO BOUSLOG, PhD
Project Director

RAMSAY R. M. TAUM
Cultural Sustainability Planner

RAYMOND T. HIGA, ASLA
Senior Associate

CATIE CULLISON, AICP
Senior Associate

SCOTT MURAKAMI, ASLA, LEED®AP
Associate

DACHENG DONG, LEED®AP
Associate

MARC SHIMATSU, ASLA
Associate

Sophie Gralapp
3117 Hunter Street
Honolulu, HI 96816

**SUBJECT: ENVIRONMENTAL IMPACT STATEMENT PREPARATION
NOTICE FOR THE REPLACEMENT OF THE O'AHU
COMMUNITY CORRECTIONAL CENTER**

Dear Ms. Gralapp,

Thank you for your letter dated November 21, 2016, regarding the Environmental Impact Statement (EIS) Preparation Notice for the Replacement of the O'ahu Community Correctional Center (OCCC). As the EIS sub-consultant for the State of Hawai'i Department of Accounting and General Services (DAGS), we have reviewed your comments and offer the following response.

The proposal is to develop a new jail facility to replace OCCC with little or no overall increase in the number of jail beds available on Oahu. Inmates housed at OCCC are under the jurisdiction of the Hawai'i State Judiciary (courts) and not the Department of Public Safety. Detainees in jail can only be released, placed in outside programs or assigned to other alternatives to incarceration by the Judiciary. Your comments and input are appreciated.

We value your participation in the environmental review process. Your letter will be included in the Draft EIS.

Sincerely,

PBR HAWAII & Associates, Inc.

Vincent Shigekuni

cc: Office of Environmental Quality Control
Department of Public Safety
Department of Accounting and General Services

HONOLULU OFFICE
1001 Bishop Street, Suite 650
Honolulu, Hawai'i 96813-3484
Tel: (808) 521-5631
Fax: (808) 523-1402
E-mail: sysadmin@pbrhawaii.com

O:\Job32\3201.01 OCCC Relocation_Expansion EIS\EIS\EISPN\Responses\Community Responses\Response - S. Gralapp.docx

I am opposed to building more correctional facilities to hide away our social challenges. My question is:

Why does my state invest our tax dollars in for-profit prisons (ie CoreCivic) when there are alternatives like rehabilitative or restorative justice initiatives like Huihui Restorative Circles and other models of justice systems such as those in Norway and elsewhere in Europe that are proven to better improve society?

Mahalo for your response to my question.


Name: Tyler Greenhill

Address: 553-1 Pepeekeo St
Honolulu, Hawaii 96825

RECEIVED

Nov 21

PBR HAWAII



PBR HAWAII
& ASSOCIATES, INC.

10/26/2017

THOMAS S. WITTEN, FASLA
Chairman / Principal

R. STAN DUNCAN, ASLA
President / Principal

RUSSELL Y. J. CHUNG, FASLA, LEED®AP BD+C
Executive Vice-President / Principal

VINCENT SHIGEKUNI
Vice-President / Principal

GRANT T. MURAKAMI, AICP, LEED®AP BD+C
Vice-President / Principal

TOM SCHNELL, AICP
Principal

KIMI MIKAMI YUEN, LEED®AP BD+C
Principal

W. FRANK BRANDT, FASLA
Chairman Emeritus

ANN MIKIKO BOUSLOG, PhD
Project Director

RAMSAY R. M. TAUM
Cultural Sustainability Planner

RAYMOND T. HIGA, ASLA
Senior Associate

CATIE CULLISON, AICP
Senior Associate

SCOTT MURAKAMI, ASLA, LEED®AP
Associate

DACHENG DONG, LEED®AP
Associate

MARC SHIMATSU, ASLA
Associate

Tyler Greenhill
553-1 Pepeekeo Street
Honolulu, HI 96825

**SUBJECT: ENVIRONMENTAL IMPACT STATEMENT PREPARATION
NOTICE FOR THE REPLACEMENT OF THE O'AHU
COMMUNITY CORRECTIONAL CENTER**

Dear Mr. Greenhill,

Thank you for your letter dated November 21, 2016, regarding the Environmental Impact Statement (EIS) Preparation Notice for the Replacement of the O'ahu Community Correctional Center (OCCC). As the EIS sub-consultant for the State of Hawai'i Department of Accounting and General Services (DAGS), we have reviewed your comments and offer the following response.

Approximately 1,500 State of Hawai'i inmates are housed in mainland prisons operated by CoreCivic due to the lack of prison bed space in Hawai'i. Such inmates can only return when sufficient bed space becomes available in Hawai'i by reductions in the number of prison inmates held in Hawai'i, construction of additional prison beds in Hawai'i, or a combination of both. The proposal to develop a new facility to replace OCCC will have no effect on the number of Hawai'i's prison inmates held in out-of-state prisons.

We value your participation in the environmental review process. Your letter will be included in the Draft EIS.

Sincerely,

PBR HAWAII & Associates, Inc.

Vincent Shigekuni

cc: Office of Environmental Quality Control
Department of Public Safety
Department of Accounting and General Services

HONOLULU OFFICE
1001 Bishop Street, Suite 650
Honolulu, Hawai'i 96813-3484
Tel: (808) 521-5631
Fax: (808) 523-1402
E-mail: sysadmin@pbrhawaii.com

O:\Job32\3201.01 OCCC Relocation_Expansion EIS\EIS\EISPN\Responses\Community Responses\Response - T. Greenhill.docx

I am opposed to building more correctional facilities to hide away our social challenges. My question is:

The billion dollars should go to restoring the Hawaiians' infrastructure for homes, education, and cultural restoration. Many Native Hawaiians feel like they are in prison on Oahu as it is expensive and this contributes to their development as human beings. By the time they are adults they are damaged?

Méhalo for your response to my question.

Name: _____

Address: _____

Can there be more funding for Hawaiians outside the prison. 1 Billion is a lot of money to punish

_____ Kimmer Hosen

RECEIVED

Nov 21

PBR HAWAII



PBR HAWAII
& ASSOCIATES, INC.

10/26/2017

THOMAS S. WITTEN, FASLA
Chairman / Principal

R. STAN DUNCAN, ASLA
President / Principal

RUSSELL Y. J. CHUNG, FASLA, LEED®AP BD+C
Executive Vice-President / Principal

VINCENT SHIGEKUNI
Vice-President / Principal

GRANT T. MURAKAMI, AICP, LEED®AP BD+C
Vice-President / Principal

TOM SCHNELL, AICP
Principal

KIMI MIKAMI YUEN, LEED®AP BD+C
Principal

W. FRANK BRANDT, FASLA
Chairman Emeritus

ANN MIKIKO BOUSLOG, PhD
Project Director

RAMSAY R. M. TAUM
Cultural Sustainability Planner

RAYMOND T. HIGA, ASLA
Senior Associate

CATIE CULLISON, AICP
Senior Associate

SCOTT MURAKAMI, ASLA, LEED®AP
Associate

DACHENG DONG, LEED®AP
Associate

MARC SHIMATSU, ASLA
Associate

Kimber Horsen
(no return address provided)

**SUBJECT: ENVIRONMENTAL IMPACT STATEMENT PREPARATION
NOTICE FOR THE REPLACEMENT OF THE O'AHU
COMMUNITY CORRECTIONAL CENTER**

Dear Ms. Horsen,

Thank you for your letter dated November 21, 2016, regarding the Environmental Impact Statement (EIS) Preparation Notice for the Replacement of the O'ahu Community Correctional Center (OCCC). As the EIS sub-consultant for the State of Hawai'i Department of Accounting and General Services (DAGS), we have reviewed your comments and offer the following response.

Preliminary cost estimates for a range of potential building solutions is provided within Appendix H of the Draft EIS. Preliminary cost estimates for replacing OCCC are substantially less than \$1 billion.

We value your participation in the environmental review process. Your letter will be included in the Draft EIS.

Sincerely,

PBR HAWAII & Associates, Inc.

Vincent Shigekuni

cc: Office of Environmental Quality Control
Department of Public Safety
Department of Accounting and General Services

O:\Job32\3201.01 OCCC Relocation_Expansion EIS\EIS\EISPN\Responses\Community Responses\Response - K. Horsen.docx

HONOLULU OFFICE
1001 Bishop Street, Suite 650
Honolulu, Hawai'i 96813-3484
Tel: (808) 521-5631
Fax: (808) 523-1402
E-mail: sysadmin@pbrhawaii.com

printed on recycled paper

I am opposed to building more correctional facilities to hide away our social challenges. My question is:

Are we doing anything to create rehabilitation / teaching centers instead of imprisonment?

?

Mahalo for your response to my question.

Name: Madon Miller

Address: 2127 10th Avenue, Honolulu,
Hawaii, 96816

RECEIVED
Nov 21
PBR HAWAII


I am opposed to building more correctional facilities to hide away our social challenges. My question is:

What are we doing to raise education levels ~~in and out of prison?~~
of the natives (Hawaii) in and out of prison?

Mahalo for your response to my question.

Name: Marlon Miller

Address: 3929 Lanipili Honolulu, HI
96816



PBR HAWAII
& ASSOCIATES, INC.

10/26/2017

THOMAS S. WITTEN, FASLA
Chairman / Principal

R. STAN DUNCAN, ASLA
President / Principal

RUSSELL Y. J. CHUNG, FASLA, LEED®AP BD+C
Executive Vice-President / Principal

VINCENT SHIGEKUNI
Vice-President / Principal

GRANT T. MURAKAMI, AICP, LEED®AP BD+C
Vice-President / Principal

TOM SCHNELL, AICP
Principal

KIMI MIKAMI YUEN, LEED®AP BD+C
Principal

W. FRANK BRANDT, FASLA
Chairman Emeritus

ANN MIKIKO BOUSLOG, PhD
Project Director

RAMSAY R. M. TAUM
Cultural Sustainability Planner

RAYMOND T. HIGA, ASLA
Senior Associate

CATIE CULLISON, AICP
Senior Associate

SCOTT MURAKAMI, ASLA, LEED®AP
Associate

DACHENG DONG, LEED®AP
Associate

MARC SHIMATSU, ASLA
Associate

HONOLULU OFFICE
1001 Bishop Street, Suite 650
Honolulu, Hawai'i 96813-3484
Tel: (808) 521-5631
Fax: (808) 523-1402
E-mail: sysadmin@pbrhawaii.com

Marlon Miller
3929 Lanipili Place
Honolulu, HI 96816

**SUBJECT: ENVIRONMENTAL IMPACT STATEMENT PREPARATION
NOTICE FOR THE REPLACEMENT OF THE O'AHU
COMMUNITY CORRECTIONAL CENTER**

Dear Mr. Miller,

Thank you for your letters dated November 21 and 22, 2016, regarding the Environmental Impact Statement (EIS) Preparation Notice for the Replacement of the O'ahu Community Correctional Center (OCCC). As the EIS sub-consultant for the State of Hawai'i Department of Accounting and General Services (DAGS), we have reviewed your comments and offer the following responses.

Inmates housed at OCCC are under the jurisdiction of the Hawai'i State Judiciary (courts) and not the Department of Public Safety (PSD). Detainees in jail can only be released, placed in outside programs or assigned to other alternatives to incarceration by the Judiciary.

Regarding your question about education, PSD offers a wide variety of programs including Adult Basic Education, High School Equivalency Test, Graduate Equivalency Diploma (GED), cognitive skills, Hawaiian Culture Classes, Creative Writing, among others.

We value your participation in the environmental review process. Your letter will be included in the Draft EIS.

Sincerely,

PBR HAWAII & Associates, Inc.

Vincent Shigekuni

cc: Office of Environmental Quality Control
Department of Public Safety
Department of Accounting and General Services

O:\Job32\3201.01 OCCC Relocation_Expansion EIS\EIS\EISPN\Responses\Community Responses\Response - M. Miller.docx

I am opposed to building more correctional facilities to hide away our social challenges. My question is:

Based on OCCC population statistics indicating bail as a large contributing factor to OCCC population sizes, have alternate programs been considered to reduce/eliminate the number of bedspaces filled by individuals who have failed to post bail?

?

Mahalo for your response to my question.

Name: Sean Nathan

Address: 810 University Ave.
Honolulu, HI 96826

I am opposed to building more correctional facilities to hide away our social challenges. My question is:

Presently, overpopulation is a system-wide problem affecting all island CCC's; what ~~have~~ alternate programs ^{have} been ~~considered~~ considered to alleviate overcrowding?

What outreach programs might be developed to ameliorate behavioral problems in childhood which could diminish criminal behavior in adulthood?

Mahalo for your response to my question.

Name: Sean Nathan

Address: 810 University Ave.
Honolulu, HI 96826

I am opposed to building more correctional facilities to hide away our social challenges. My question is:

With a significant portion of the OCCC population consisting of individuals with mental health issues, what alternate programs for this group have been considered to alleviate population size; alternatives such as the adoption program?

What alternate programs are being considered for misdemeanants to decrease population sizes?

Mahalo for your response to my question.

Name: Sean Nathan

Address: 810 University Ave.

Honolulu, HI 96826



PBR HAWAII
& ASSOCIATES, INC.

10/26/2017

THOMAS S. WITTEN, FASLA
Chairman / Principal

R. STAN DUNCAN, ASLA
President / Principal

RUSSELL Y. J. CHUNG, FASLA, LEED®AP BD+C
Executive Vice-President / Principal

VINCENT SHIGEKUNI
Vice-President / Principal

GRANT T. MURAKAMI, AICP, LEED®AP BD+C
Vice-President / Principal

TOM SCHNELL, AICP
Principal

KIMI MIKAMI YUEN, LEED®AP BD+C
Principal

W. FRANK BRANDT, FASLA
Chairman Emeritus

ANN MIKIKO BOUSLOG, PhD
Project Director

RAMSAY R. M. TAUM
Cultural Sustainability Planner

RAYMOND T. HIGA, ASLA
Senior Associate

CATIE CULLISON, AICP
Senior Associate

SCOTT MURAKAMI, ASLA, LEED®AP
Associate

DACHENG DONG, LEED®AP
Associate

MARC SHIMATSU, ASLA
Associate

Sean Nathan
810 University Avenue
Honolulu, HI 96826

**SUBJECT: ENVIRONMENTAL IMPACT STATEMENT PREPARATION
NOTICE FOR THE REPLACEMENT OF THE O'AHU
COMMUNITY CORRECTIONAL CENTER**

Dear Mr. Nathan,

Thank you for your letters dated November 21, 2016, regarding the Environmental Impact Statement (EIS) Preparation Notice for the Replacement of the O'ahu Community Correctional Center (OCCC). As the EIS sub-consultant for the State of Hawai'i Department of Accounting and General Services (DAGS), we have reviewed your comments and offer the following response.

The Department of Public Safety's (PSD) Mental Health staff is required to deliver 20 hours a week of groups and activities to patients residing on Mental Health Modules (approximately 60 Severe and Persistently Mentally Ill [SPMI] patients at OCCC). In addition, outpatient supportive counseling (minimally once per month) is delivered to SPMI patients (83 at OCCC). Please note that these counts are as of April 20-24, 2017, and fluctuate daily.

Regarding your questions about programs and population size, for male and female offenders housed in OCCC, only 25% are serving a sentence for crimes categorized as Misdemeanor and Petty Misdemeanor while 75% are serving a sentence for crimes categorized as Felony A, Felony B, Felony C, Technical offenses or Violations (PSD, January 2017). Inmates housed at OCCC are under the jurisdiction of the Hawai'i State Judiciary (courts) and not PSD. Detainees in jail can only be released, placed in outside programs or assigned to other alternatives to incarceration by the Judiciary. In addition, outreach programs to ameliorate childhood behavioral and similar problems are not the responsibility of PSD.

We value your participation in the environmental review process. Your letter will be included in the Draft EIS.

Sincerely,

PBR HAWAII & Associates, Inc.

HONOLULU OFFICE
1001 Bishop Street, Suite 650
Honolulu, Hawai'i 96813-3484
Tel: (808) 521-5631
Fax: (808) 523-1402
E-mail: sysadmin@pbrhawaii.com

printed on recycled paper

Mr. Sean Nathan

SUBJECT: ENVIRONMENTAL IMPACT STATEMENT PREPARATION NOTICE FOR THE
REPLACEMENT OF THE O'AHU COMMUNITY CORRECTIONAL CENTER

10/26/17

Page 2 of 2

A handwritten signature in black ink, appearing to read "Vincent R. Shigekuni". The signature is fluid and cursive, with a large initial "V" and "S".

Vincent Shigekuni

cc: Office of Environmental Quality Control
Department of Public Safety
Department of Accounting and General Services

O:\Job32\3201.01 OCCC Relocation_Expansion EIS\EIS\EISPN\Responses\Community Responses\Response - S.
Nathan.docx

I am opposed to building more correctional facilities to hide away our social challenges. My question is:

WHAT KIND OF PROGRAMS DO YOU HAVE AT OCCCI..

FOR: MENTAL HEALTH? # OF PEOPLE IN PROGRAM

" - SUBSTANCE ABUS? # " " "

" - WORK FORGIVENESS? # " " "

" - EDUCATION TO ENTER/PRE-ENTER WORK PLACE

How OFTEN TRAINING? EVALUATION?

WHY DOES IT COST \$/MIL PER ROOM? HOW IS IN?

Mahalo for your response to my question. NICE AND HURRY COST LESS!

Name: MAUREEN OBERACKER

Address: 555 HAHIONE ST. #1F


HONOLULU, HI 96825

ARE YOU INTERESTED IN REHABILITATION?
WHAT % OF POPULATION RETURN???

RECEIVED

NOV 21

PBR HAWAII



PBR HAWAII
& ASSOCIATES, INC.

10/26/2017

THOMAS S. WITTEN, FASLA
Chairman / Principal

R. STAN DUNCAN, ASLA
President / Principal

RUSSELL Y. J. CHUNG, FASLA, LEED®AP BD+C
Executive Vice-President / Principal

VINCENT SHIGEKUNI
Vice-President / Principal

GRANT T. MURAKAMI, AICP, LEED®AP BD+C
Vice-President / Principal

TOM SCHNELL, AICP
Principal

KIMI MIKAMI YUEN, LEED®AP BD+C
Principal

W. FRANK BRANDT, FASLA
Chairman Emeritus

ANN MIKIKO BOUSLOG, PhD
Project Director

RAMSAY R. M. TAUM
Cultural Sustainability Planner

RAYMOND T. HIGA, ASLA
Senior Associate

CATIE CULLISON, AICP
Senior Associate

SCOTT MURAKAMI, ASLA, LEED®AP
Associate

DACHENG DONG, LEED®AP
Associate

MARC SHIMATSU, ASLA
Associate

Maureen Oberacker
555 Hahaione Street, Unit 1F
Honolulu, HI 96825

**SUBJECT: ENVIRONMENTAL IMPACT STATEMENT PREPARATION
NOTICE FOR THE REPLACEMENT OF THE O'AHU
COMMUNITY CORRECTIONAL CENTER**

Dear Ms. Oberacker,

Thank you for your letter dated November 21, 2016, regarding the Environmental Impact Statement (EIS) Preparation Notice for the Replacement of the O'ahu Community Correctional Center (OCCC). As the EIS sub-consultant for the State of Hawai'i Department of Accounting and General Services (DAGS), we have reviewed your comments and offer the following response.

Programming is continuous and was first established in January 2009. The Department of Public Safety's Mental Health staff is required to deliver 20 hours a week of groups and activities to patients residing IN Mental Health Modules (approximately 60 Severe and Persistently Mentally Ill [SPMI], patients at OCCC). In addition, outpatient supportive counseling (a minimum of once per month) is delivered to SPMI patients (83 patients at OCCC). Please note that these counts are as of April 20-24, 2017, and fluctuate daily. You can get a list of classes and programs offered by contacting the divisions that offer them: <http://dps.hawaii.gov/frequently-called-numbers/>.

Regarding your question about costs, the preliminary cost estimates for a range of potential building solutions are provided within Appendix H (Construction Cost Estimates) of the Draft EIS. Preliminary cost estimates for replacing OCCC are considerably less than \$1 million per room.

Regarding your question about returning inmates, official state recidivism reports are released by the interagency Council on Intermediate Sanctions Committee, and are found at: <http://icis.hawaii.gov/documents/>.

We value your participation in the environmental review process. Your letter will be included in the Draft EIS.

Sincerely,

PBR HAWAII & Associates, Inc.

HONOLULU OFFICE
1001 Bishop Street, Suite 650
Honolulu, Hawai'i 96813-3484
Tel: (808) 521-5631
Fax: (808) 523-1402
E-mail: sysadmin@pbrhawaii.com

printed on recycled paper

Ms. Maureen Oberacker

SUBJECT: ENVIRONMENTAL IMPACT STATEMENT PREPARATION NOTICE FOR THE
REPLACEMENT OF THE O'AHU COMMUNITY CORRECTIONAL CENTER

10/26/17

Page 2 of 2

A handwritten signature in black ink, appearing to read "Vincent R. Shigekuni". The signature is fluid and cursive, with the first name being the most prominent.

Vincent Shigekuni

cc: Office of Environmental Quality Control
Department of Public Safety
Department of Accounting and General Services

O:\Job32\3201.01 OCCC Relocation_Expansion EIS\EIS\EISPN\Responses\Community Responses\Response - M.
Oberacker.docx

I am opposed to building more correctional facilities to hide away our social challenges. My question is:

-What programs are in place and could be enacted to deal with the problem of mass incarceration?

Native Hawaiians are overrepresented in the prison population. What can be done about this? What programs can help get non-violent offenders out of prison?

Mahalo for your response to my question.

Name: Casey Potte
Address: 2197 10th Ave Honolulu HI 96816

RECEIVED

Nov 21

PBR HAWAII



10/26/2017

THOMAS S. WITTEN, FASLA
Chairman / Principal

R. STAN DUNCAN, ASLA
President / Principal

RUSSELL Y. J. CHUNG, FASLA, LEED®AP BD+C
Executive Vice-President / Principal

VINCENT SHIGEKUNI
Vice-President / Principal

GRANT T. MURAKAMI, AICP, LEED®AP BD+C
Vice-President / Principal

TOM SCHNELL, AICP
Principal

KIMI MIKAMI YUEN, LEED®AP BD+C
Principal

W. FRANK BRANDT, FASLA
Chairman Emeritus

ANN MIKIKO BOUSLOG, PhD
Project Director

RAMSAY R. M. TAUM
Cultural Sustainability Planner

RAYMOND T. HIGA, ASLA
Senior Associate

CATIE CULLISON, AICP
Senior Associate

SCOTT MURAKAMI, ASLA, LEED®AP
Associate

DACHENG DONG, LEED®AP
Associate

MARC SHIMATSU, ASLA
Associate

Casey Potetz
2197 10th Avenue
Honolulu, HI 96816

**SUBJECT: ENVIRONMENTAL IMPACT STATEMENT PREPARATION
NOTICE FOR THE REPLACEMENT OF THE O'AHU
COMMUNITY CORRECTIONAL CENTER**

Dear Ms. Potetz,

Thank you for your letter dated November 21, 2016, regarding the Environmental Impact Statement (EIS) Preparation Notice for the Replacement of the O'ahu Community Correctional Center (OCCC). As the EIS sub-consultant for the State of Hawai'i Department of Accounting and General Services (DAGS), we have reviewed your comments and offer the following responses.

The following actions could decrease the incarcerated population:

- More residential services programs, specifically those attending to individuals with co-occurring mental illness/substance abuse (MI/SA) disorders. This would be the responsibility of the Department of Health (DOH), Adult Mental Health Division.
- Change in the Forensic Examiner Statutes in DOH, requiring only 1 vs 3 examinations for fitness to proceed for Felony crimes (this would make Hawaii consistent with most other states). The effect would be to shorten the length of time people are incarcerated awaiting adjudication. This change actually affects more than the SPMI (Severe and Persistently Mentally Ill) inmates, as many other inmates are subject to Forensic Examinations, not just the SPMI inmates. In fact, many drug-affected inmates also wait for such evaluations to be completed.
- Stipulate in statute the amount of time allowed to complete Fitness Examination (30 days). Presently, felony fitness examinations can take up to 4 months.
- The Department of Public Safety has already implemented a policy on electronic monitoring.
- The Legislative Branch can adopt laws and the Judiciary could utilize probation, supervised release, etc.

Regarding your question about the representation of Native Hawaiians in the prison system, the State of Hawaii could consider opening supervision offices in Native Hawaiian communities, specifically, to ensure that people on supervision successfully meet the terms of supervision. Supervision could also include mentoring programs either outside the government or in cooperation with a nonprofit or other advocacy group.

HONOLULU OFFICE
1001 Bishop Street, Suite 650
Honolulu, Hawai'i 96813-3484
Tel: (808) 521-5631
Fax: (808) 523-1402
E-mail: sysadmin@pbrhawaii.com

Ms. Casey Potetz

SUBJECT: ENVIRONMENTAL IMPACT STATEMENT PREPARATION NOTICE FOR THE
REPLACEMENT OF THE O'AHU COMMUNITY CORRECTIONAL CENTER

10/26/17

Page 2 of 2

Regarding your question about reducing prison populations, the proposed project involves replacing an outmoded, inefficient, and costly to operate jail (aka, detention center) with a modern, state-of-the-art facility. The proposed project does not involve constructing a new prison which serves a different purpose, has very different functions, and houses a different inmate population.

We value your participation in the environmental review process. Your letter will be included in the Draft EIS.

Sincerely,

PBR HAWAII & Associates, Inc.

A handwritten signature in black ink, appearing to read "Vincent R. Shigekuni". The signature is fluid and cursive, with the first name "Vincent" and last name "Shigekuni" clearly legible.

Vincent Shigekuni

cc: Office of Environmental Quality Control
Department of Public Safety
Department of Accounting and General Services

I am opposed to building more correctional facilities to hide away our social challenges. My question is:

What programs are available to help incarcerated persons transition into a healthy life after serving time?

?

Mahalo for your response to my question.


Name: Rev. B. A. Rippe

Address: 45-090 Namoku St. Apt. 904
Kaneohe, HI 96744

RECEIVED

Nov 21

PBR HAWAII



PBR HAWAII
& ASSOCIATES, INC.

10/26/2017

THOMAS S. WITTEN, FASLA
Chairman / Principal

R. STAN DUNCAN, ASLA
President / Principal

RUSSELL Y. J. CHUNG, FASLA, LEED®AP BD+C
Executive Vice-President / Principal

VINCENT SHIGEKUNI
Vice-President / Principal

GRANT T. MURAKAMI, AICP, LEED®AP BD+C
Vice-President / Principal

TOM SCHNELL, AICP
Principal

KIMI MIKAMI YUEN, LEED®AP BD+C
Principal

W. FRANK BRANDT, FASLA
Chairman Emeritus

ANN MIKIKO BOUSLOG, PhD
Project Director

RAMSAY R. M. TAUM
Cultural Sustainability Planner

RAYMOND T. HIGA, ASLA
Senior Associate

CATIE CULLISON, AICP
Senior Associate

SCOTT MURAKAMI, ASLA, LEED®AP
Associate

DACHENG DONG, LEED®AP
Associate

MARC SHIMATSU, ASLA
Associate

HONOLULU OFFICE
1001 Bishop Street, Suite 650
Honolulu, Hawai'i 96813-3484
Tel: (808) 521-5631
Fax: (808) 523-1402
E-mail: sysadmin@pbrhawaii.com

Reverend B.H. Ripple
45-090 Nakmoku Street, Apt 904
Kaneohe, HI 96744

**SUBJECT: ENVIRONMENTAL IMPACT STATEMENT PREPARATION
NOTICE FOR THE REPLACEMENT OF THE O'AHU
COMMUNITY CORRECTIONAL CENTER**

Dear Reverend Ripple,

Thank you for your letters dated November 21, 2016, regarding the Environmental Impact Statement (EIS) Preparation Notice for the Replacement of the O'ahu Community Correctional Center (OCCC). As the EIS sub-consultant for the State of Hawai'i Department of Accounting and General Services (DAGS), we have reviewed your comments and offer the following response.

The Department of Public Safety's (PSD) Reentry Office is establishing a system where offenders, prior to release, are put in touch with various agencies, service providers and faith-based organizations, based on their needs, so that upon release, there is no lag time for securing housing, medical/mental health coverage, proper identification, etc. See also: Community Resource Guide 2017: <https://dps.hawaii.gov/wp-content/uploads/2017/01/PSD-Community-Resource-Guide-2017.pdf>

Regarding your question about the prison population, the proposed project (and the subject of this EIS) is to develop a jail facility to replace OCCC and not to construct a prison which serves a different purpose, has very different functions, and houses a different inmate population. Inmates housed at OCCC are under the jurisdiction of the Hawai'i State Judiciary (courts) and not PSD. Detainees in jail can only be released, placed in outside programs or assigned to other alternatives to incarceration by the Judiciary. Your comments and input are appreciated.

We value your participation in the environmental review process. Your letter will be included in the Draft EIS.

Sincerely,

PBR HAWAII & Associates, Inc.

Vincent Shigekuni

Rev. B.H. Ripple

SUBJECT: ENVIRONMENTAL IMPACT STATEMENT PREPARATION NOTICE FOR THE
REPLACEMENT OF THE O'AHU COMMUNITY CORRECTIONAL CENTER

10/26/17

Page 2 of 2

cc: Office of Environmental Quality Control
Department of Public Safety
Department of Accounting and General Services

O:\Job32\3201.01 OCCC Relocation_Expansion EIS\EIS\EISPN\Responses\Community Responses\Response - B.
Ripple.docx

I am opposed to building more correctional facilities to hide away our social challenges. My question is:

- Considering that there are ^{often} mental health issues with ^{people} ^{committing} ^{crime}
- How long does it take for people to get an appointment with a psychiatrist?
 - How under resourced is Hawaii with psychiatrists and other mental health professionals?
 - How much does ^{the} Hawaii correctional system incorporate Hawaiian practitioners in hooponopono?
 - Who will make money off of building a new?

Mahalo for your response to my question. OCCO?

What has happened with ^{the} recommendations from the Native Hawaiian Correctional System report?

Name: Colleen Rost-Banik
Address: 2738 Leialoha St. # 202
Honolulu, HI 96816

RECEIVED
Nov 21
PBR HAWAII



10/26/2017

THOMAS S. WITTEN, FASLA
Chairman / Principal

R. STAN DUNCAN, ASLA
President / Principal

RUSSELL Y. J. CHUNG, FASLA, LEED®AP BD+C
Executive Vice-President / Principal

VINCENT SHIGEKUNI
Vice-President / Principal

GRANT T. MURAKAMI, AICP, LEED®AP BD+C
Vice-President / Principal

TOM SCHNELL, AICP
Principal

KIMI MIKAMI YUEN, LEED®AP BD+C
Principal

W. FRANK BRANDT, FASLA
Chairman Emeritus

ANN MIKIKO BOUSLOG, PhD
Project Director

RAMSAY R. M. TAUM
Cultural Sustainability Planner

RAYMOND T. HIGA, ASLA
Senior Associate

CATIE CULLISON, AICP
Senior Associate

SCOTT MURAKAMI, ASLA, LEED®AP
Associate

DACHENG DONG, LEED®AP
Associate

MARC SHIMATSU, ASLA
Associate

Colleen Rost-Banik
2738 Leialoha Street, #202
Honolulu, HI 96816

**SUBJECT: ENVIRONMENTAL IMPACT STATEMENT PREPARATION
NOTICE FOR THE REPLACEMENT OF THE O'AHU
COMMUNITY CORRECTIONAL CENTER**

Dear Ms. Rost-Banik,

Thank you for your letter dated November 21, 2016, regarding the Environmental Impact Statement (EIS) Preparation Notice for the Replacement of the O'ahu Community Correctional Center (OCCC). As the EIS sub-consultant for the State of Hawai'i Department of Accounting and General Services (DAGS), we have reviewed your comments and offer the following response (with letters to correspond to your original questions).

- a. Scheduling appointments is dependent upon the patient's needs. If a patient has a routine need: 1 to 2 weeks; if an acute need: within 48 hours (weekends) or 24 hours during the week at the mental health module. An Advanced Practice Psychiatric Nurse provides intake services, Monday to Friday, and makes the appropriate referral as needed.
- b. As a state, there is a shortage of psychiatrists in rural areas; as a Department, OCCC is fully staffed with 1.5 full-time equivalents (FTEs) of Psychiatry, 0.65 FTE of Advanced Practice Psychiatric Nurse, 2.0 FTE Psychiatric Residents (+0.4 FTE of UH Psychiatric Faculty) coverage.
- c. Relating to the Health Care Division – Hooponopono is utilized in the Hawaiian cultural classes and if formally requested by an inmate as a part of their Native customs in resolving personal issues.
- d. Not applicable.
- e. The Department of Public Safety is still in litigation involving the Halawa Correctional Facility; the Waiawa Correctional Facility and Kulani Correctional Facility continue to hold Makahiki ceremonies.

We value your participation in the environmental review process. Your letter will be included in the Draft EIS.

Sincerely,

PBR HAWAII & Associates, Inc.

HONOLULU OFFICE
1001 Bishop Street, Suite 650
Honolulu, Hawai'i 96813-3484
Tel: (808) 521-5631
Fax: (808) 523-1402
E-mail: sysadmin@pbrhawaii.com

Ms. Colleen Rost-Banik

SUBJECT: ENVIRONMENTAL IMPACT STATEMENT PREPARATION NOTICE FOR THE
REPLACEMENT OF THE O'AHU COMMUNITY CORRECTIONAL CENTER

10/26/17

Page 2 of 2

A handwritten signature in black ink, appearing to read "Vincent R. Shigekuni". The signature is fluid and cursive, with the first name "Vincent" being the most prominent.

Vincent Shigekuni

cc: Office of Environmental Quality Control
Department of Public Safety
Department of Accounting and General Services

O:\Job32\3201.01 OCCC Relocation_Expansion EIS\EIS\EISPN\Responses\Community Responses\Response - C. Rost-Banik.docx

challenges. My question is:

What geographical locations of Oahu have
been in discussion regarding ~~the~~ the
placement of ^{the} new O.C.C.E facility and
what environmental factors in regards
to the construction of the Facility
have been taken into consideration?
_____?

Mahalo for your response to my question.


Name: Cassandra Treviño

Address: 2055 Nuuanu Ave, Honolulu HI
#1103 96817

RECEIVED

Nov 21

PBR HAWAII



PBR HAWAII
& ASSOCIATES, INC.

10/26/2017

THOMAS S. WITTEN, FASLA
Chairman / Principal

R. STAN DUNCAN, ASLA
President / Principal

RUSSELL Y. J. CHUNG, FASLA, LEED®AP BD+C
Executive Vice-President / Principal

VINCENT SHIGEKUNI
Vice-President / Principal

GRANT T. MURAKAMI, AICP, LEED®AP BD+C
Vice-President / Principal

TOM SCHNELL, AICP
Principal

KIMI MIKAMI YUEN, LEED®AP BD+C
Principal

W. FRANK BRANDT, FASLA
Chairman Emeritus

ANN MIKIKO BOUSLOG, PhD
Project Director

RAMSAY R. M. TAUM
Cultural Sustainability Planner

RAYMOND T. HIGA, ASLA
Senior Associate

CATIE CULLISON, AICP
Senior Associate

SCOTT MURAKAMI, ASLA, LEED®AP
Associate

DACHENG DONG, LEED®AP
Associate

MARC SHIMATSU, ASLA
Associate

Cassandra Trevino
2055 Nuuanu Avenue, #1103
Honolulu, HI 96817

**SUBJECT: ENVIRONMENTAL IMPACT STATEMENT PREPARATION
NOTICE FOR THE REPLACEMENT OF THE O'AHU
COMMUNITY CORRECTIONAL CENTER**

Dear Ms. Trevino,

Thank you for your letter dated November 21, 2016, regarding the Environmental Impact Statement (EIS) Preparation Notice for the Replacement of the O'ahu Community Correctional Center (OCCC). As the EIS sub-consultant for the State of Hawai'i Department of Accounting and General Services (DAGS), we have reviewed your comments and offer the following response.

A total of 12 prospective sites were identified for consideration as potential locations for development of a replacement OCCC facility (one of which is the current OCCC location in Kalihi). All sites identified and/or offered for consideration were screened and assessed for possible use. Information concerning the 12 sites is included as Appendix E of the Draft EIS.

We value your participation in the environmental review process. Your letter will be included in the Draft EIS.

Sincerely,

PBR HAWAII & Associates, Inc.

Vincent Shigekuni

cc: Office of Environmental Quality Control
Department of Public Safety
Department of Accounting and General Services

HONOLULU OFFICE
1001 Bishop Street, Suite 650
Honolulu, Hawai'i 96813-3484
Tel: (808) 521-5631
Fax: (808) 523-1402
E-mail: sysadmin@pbrhawaii.com

O:\Job32\3201.01 OCCC Relocation_Expansion EIS\EIS\EISPN\Responses\Community Responses\Response - C. Trevino.docx

I am opposed to building more correctional facilities to hide away our social challenges. My question is:

1. How can we provide long term support to rehab people?
2. Can we follow the example of N.Y.C.?
3. What are some alternatives to cash bail?
4. Can we spend money for rehab rather than building a new prison?
5. How can we bring our people back from Ma'ihale and prisons?

Mahalo for your response to my question.


Name: Nancy S. Young

Address: 3583-E Kalia St.
Honolulu, HI 96819

RECEIVED

Nov 21

PBR HAWAII



10/26/2017

THOMAS S. WITTEN, FASLA
Chairman / Principal

R. STAN DUNCAN, ASLA
President / Principal

RUSSELL Y. J. CHUNG, FASLA, LEED®AP BD+C
Executive Vice-President / Principal

VINCENT SHIGEKUNI
Vice-President / Principal

GRANT T. MURAKAMI, AICP, LEED®AP BD+C
Vice-President / Principal

TOM SCHNELL, AICP
Principal

KIMI MIKAMI YUEN, LEED®AP BD+C
Principal

W. FRANK BRANDT, FASLA
Chairman Emeritus

ANN MIKIKO BOUSLOG, PhD
Project Director

RAMSAY R. M. TAUM
Cultural Sustainability Planner

RAYMOND T. HIGA, ASLA
Senior Associate

CATIE CULLISON, AICP
Senior Associate

SCOTT MURAKAMI, ASLA, LEED®AP
Associate

DACHENG DONG, LEED®AP
Associate

MARC SHIMATSU, ASLA
Associate

HONOLULU OFFICE
1001 Bishop Street, Suite 650
Honolulu, Hawai'i 96813-3484
Tel: (808) 521-5631
Fax: (808) 523-1402
E-mail: sysadmin@pbrhawaii.com

Nancy Young
3583-E Kalihi Street
Honolulu, HI 96819

**SUBJECT: ENVIRONMENTAL IMPACT STATEMENT PREPARATION
NOTICE FOR THE REPLACEMENT OF THE O'AHU
COMMUNITY CORRECTIONAL CENTER**

Dear Ms. Young,

Thank you for your letter dated November 21, 2016, regarding the Environmental Impact Statement (EIS) Preparation Notice for the Replacement of the O'ahu Community Correctional Center (OCCC). As the EIS sub-consultant for the State of Hawai'i Department of Accounting and General Services (DAGS), we have reviewed your comments and offer the following response.

Evidence Based Practices have been implemented and an Office of Reentry has been established within the Department of Public Safety (PSD) to assist in the development of appropriate services and programs for those who are being released. PSD is also working closely with the State Department of Health, Adult Mental Health Branch for continuum of care for offenders in need of mental health services upon release. PSD has procured contracted job placement training and services in addition to supporting the Honolulu County Offender Reentry Program (HCORP), a three-year demonstration project which is helping over 150 sentenced felon probationers improve reentry success. This partnership with the University of Hawai'i, Social Sciences Research Institute (UH SSRI) provides "in-reach" services in OCCC and coordinates comprehensive services for 12 months after release. Clients with behavioral health issues are given priority. HCORP also provides technical assistance to community providers and is collecting and analyzing data to better understand predictors of recidivism and improve community tenure.

In order to respond to your second question, additional information about the "NYC example" is first needed.

Regarding your question about bail alternatives, inmates housed at OCCC are under the jurisdiction of the Hawai'i State Judiciary (courts) and not PSD. Detainees in jail can only be released, placed in outside programs or assigned to other alternatives to incarceration by the Judiciary.

Regarding your questions about programming and prison populations, the proposed project is to replace an outmoded, inefficient, and costly to operate jail (i.e., community correctional center or detention center) with a modern, state-of-the-art facility. The proposed project does not involve the construction of a prison, which serves a different purpose, has very different functions, and houses a different inmate population.

Ms. Nancy Young

SUBJECT: ENVIRONMENTAL IMPACT STATEMENT PREPARATION NOTICE FOR THE
REPLACEMENT OF THE O'AHU COMMUNITY CORRECTIONAL CENTER

10/26/17

Page 2 of 2

Hawaiian inmates housed in mainland prisons can only return when: sufficient bed space becomes available in Hawai'i, by reductions in the number of prison inmates held in Hawai'i, construction of additional prison beds in Hawai'i, or a combination of both.

We value your participation in the environmental review process. Your letter will be included in the Draft EIS.

Sincerely,

PBR HAWAII & Associates, Inc.

A handwritten signature in black ink, appearing to read "Vincent R. Shigekuni". The signature is fluid and cursive, with the first name "Vincent" being the most prominent.

Vincent Shigekuni

cc: Office of Environmental Quality Control
Department of Public Safety
Department of Accounting and General Services

I am opposed to building more correctional facilities to hide away our social challenges. My question is:

We don't need more buildings - we need more positive programs to help people change their values and uplift them. Programs!

?


Mahalo for your response to my question.

Name:

Wacii L. Armstrong

Address:

626 Coral St # 2207
Hon. HI 96813



10/26/2017

THOMAS S. WITTEN, FASLA
Chairman / Principal

R. STAN DUNCAN, ASLA
President / Principal

RUSSELL Y. J. CHUNG, FASLA, LEED®AP BD+C
Executive Vice-President / Principal

VINCENT SHIGEKUNI
Vice-President / Principal

GRANT T. MURAKAMI, AICP, LEED®AP BD+C
Vice-President / Principal

TOM SCHNELL, AICP
Principal

KIMI MIKAMI YUEN, LEED®AP BD+C
Principal

W. FRANK BRANDT, FASLA
Chairman Emeritus

ANN MIKIKO BOUSLOG, PhD
Project Director

RAMSAY R. M. TAUM
Cultural Sustainability Planner

RAYMOND T. HIGA, ASLA
Senior Associate

CATIE CULLISON, AICP
Senior Associate

SCOTT MURAKAMI, ASLA, LEED®AP
Associate

DACHENG DONG, LEED®AP
Associate

MARC SHIMATSU, ASLA
Associate

Daci Armstrong
626 Coral Street, #2207
Honolulu, HI 96813

**SUBJECT: ENVIRONMENTAL IMPACT STATEMENT PREPARATION
NOTICE FOR THE REPLACEMENT OF THE O'AHU
COMMUNITY CORRECTIONAL CENTER**

Dear Ms. Armstrong,

Thank you for your letter dated November 22, 2016, regarding the Environmental Impact Statement (EIS) Preparation Notice for the Replacement of the O'ahu Community Correctional Center (OCCC). As the EIS sub-consultant for the State of Hawai'i Department of Accounting and General Services (DAGS), we have reviewed your comments and offer the following response.

With increasingly aged and obsolete correctional facilities, the State of Hawai'i is proposing to improve its corrections infrastructure through modernization of existing facilities and construction of new institutions to replace others. Among its priority projects is the replacement of OCCC which, when constructed, will take advantage of the newest cost-savings technologies, provide greater access to counseling and programming, and improve overall correctional services and safety for inmates, staff and the public.

We value your participation in the environmental review process. Your letter will be included in the Draft EIS.

Sincerely,

PBR HAWAII & Associates, Inc.

Vincent Shigekuni

cc: Office of Environmental Quality Control
Department of Public Safety
Department of Accounting and General Services

HONOLULU OFFICE
1001 Bishop Street, Suite 650
Honolulu, Hawai'i 96813-3484
Tel: (808) 521-5631
Fax: (808) 523-1402
E-mail: sysadmin@pbrhawaii.com

O:\Job32\3201.01 OCCC Relocation_Expansion EIS\EIS\EISPN\Responses\Community Responses\Response - D.
Armstrong.docx


I am opposed to building more correctional facilities to hide away our social challenges. My question is:

Why isn't DIVERSION from Jail
The focus?
(Then we won't need to build more)
SAVE money.

Mahalo for your response to my question.

Name: Wendy Gibson RN

Address: 3929 Lanipili Hon HI 96816



PBR HAWAII
& ASSOCIATES, INC.

10/26/2017

THOMAS S. WITTEN, FASLA
Chairman / Principal

R. STAN DUNCAN, ASLA
President / Principal

RUSSELL Y. J. CHUNG, FASLA, LEED® AP BD+C
Executive Vice-President / Principal

VINCENT SHIGEKUNI
Vice-President / Principal

GRANT T. MURAKAMI, AICP, LEED® AP BD+C
Vice-President / Principal

TOM SCHNELL, AICP
Principal

KIMI MIKAMI YUEN, LEED® AP BD+C
Principal

W. FRANK BRANDT, FASLA
Chairman Emeritus

ANN MIKIKO BOUSLOG, PhD
Project Director

RAMSAY R. M. TAUM
Cultural Sustainability Planner

RAYMOND T. HIGA, ASLA
Senior Associate

CATIE CULLISON, AICP
Senior Associate

SCOTT MURAKAMI, ASLA, LEED® AP
Associate

DACHENG DONG, LEED® AP
Associate

MARC SHIMATSU, ASLA
Associate

Wendy Gibson
3929 Lanipili Place
Honolulu, HI 96816

**SUBJECT: ENVIRONMENTAL IMPACT STATEMENT PREPARATION
NOTICE FOR THE REPLACEMENT OF THE O'AHU
COMMUNITY CORRECTIONAL CENTER**

Dear Ms. Gibson,

Thank you for your letter dated November 22, 2016, regarding the Environmental Impact Statement (EIS) Preparation Notice for the Replacement of the O'ahu Community Correctional Center (OCCC). As the EIS sub-consultant for the State of Hawai'i Department of Accounting and General Services (DAGS), we have reviewed your comments and offer the following response.

Unfortunately, it is true that housing offenders in jail is costly. However, inmates housed at OCCC are under the jurisdiction of the Hawai'i State Judiciary (courts) and not the Department of Public Safety. Detainees in jail can only be released, placed in outside programs or assigned to other alternatives to incarceration by the Judiciary.

We value your participation in the environmental review process. Your letter will be included in the Draft EIS.

Sincerely,

PBR HAWAII & Associates, Inc.

Vincent Shigekuni

cc: Office of Environmental Quality Control
Department of Public Safety
Department of Accounting and General Services

O:\Job32\3201.01 OCCC Relocation_Expansion EIS\EIS\EISPN\Responses\Community Responses\Response - W. Gibson.docx

HONOLULU OFFICE
1001 Bishop Street, Suite 650
Honolulu, Hawai'i 96813-3484
Tel: (808) 521-5631
Fax: (808) 523-1402
E-mail: sysadmin@pbrhawaii.com


printed on recycled paper

I am opposed to building more correctional facilities to hide away our social challenges. My question is:

Is there a jail diversion program at OCCC? If so, how many people have been diverted and to where? What mental health programs are at OCCC? Please list the program, # of participants, the waiting list or the # of completion. What kind of assistance is provided for people transitioning back to the community? Is there a discharge plan? Please describe. What substance abuse programs are at OCCC? Please describe.

Name: Bethann Schwartz

Address: 2235 Waha Ave,
Honolulu HI 96822



PBR HAWAII
& ASSOCIATES, INC.

10/26/2017

THOMAS S. WITTEN, FASLA
Chairman / Principal

R. STAN DUNCAN, ASLA
President / Principal

RUSSELL Y. J. CHUNG, FASLA, LEED® AP BD+C
Executive Vice-President / Principal

VINCENT SHIGEKUNI
Vice-President / Principal

GRANT T. MURAKAMI, AICP, LEED® AP BD+C
Vice-President / Principal

TOM SCHNELL, AICP
Principal

KIMI MIKAMI YUEN, LEED® AP BD+C
Principal

W. FRANK BRANDT, FASLA
Chairman Emeritus

ANN MIKIKO BOUSLOG, PhD
Project Director

RAMSAY R. M. TAUM
Cultural Sustainability Planner

RAYMOND T. HIGA, ASLA
Senior Associate

CATIE CULLISON, AICP
Senior Associate

SCOTT MURAKAMI, ASLA, LEED® AP
Associate

DACHENG DONG, LEED® AP
Associate

MARC SHIMATSU, ASLA
Associate

HONOLULU OFFICE
1001 Bishop Street, Suite 650
Honolulu, Hawai'i 96813-3484
Tel: (808) 521-5631
Fax: (808) 523-1402
E-mail: sysadmin@pbrhawaii.com

Bethany Schwartz
2235 Oahu Avenue
Honolulu, HI 96822

**SUBJECT: ENVIRONMENTAL IMPACT STATEMENT PREPARATION
NOTICE FOR THE REPLACEMENT OF THE O'AHU
COMMUNITY CORRECTIONAL CENTER**

Dear Ms. Schwartz,

Thank you for your letter dated November 22, 2016, regarding the Environmental Impact Statement (EIS) Preparation Notice for the Replacement of the O'ahu Community Correctional Center (OCCC). As the EIS sub-consultant for the State of Hawai'i Department of Accounting and General Services (DAGS), we have reviewed your comments and offer the following response.

Regarding your question about diversion, diversion programs are utilized when appropriate. Assessment-based needs are provided in collaboration with community services. If diversion is appropriate, programming is provided within the institution.

In response to your question about mental health and other programs that are provided, these include: psychosocial and therapeutic treatment groups for Severe and Persistently Mentally Ill (SPMI) inmates; Religious Services; Library Services i.e., Law Library and Recreational Library; Adult Basic Education (ABE); High School Equivalency Test (HSET) GED; Yoga; Cognitive skills; Hawaiian Culture Classes; Creative Writing; Serve Safe; Academic classes; Independent studies; Alcoholics Anonymous; Narcotics Anonymous; and Mental Health Services.

For mental health of SPMI inmates, the Department of Public Safety's (PSD's) mental health staff create discharge plans that link or re-link inmates to the Department of Health's Adult Mental Health Division and/or Department of Human Services' Medicaid system of care. The PSD Reentry Office is in the process of establishing a system where offenders, prior to release, are put in touch with various agencies, service providers and faith-based organizations, based on their needs, so that upon release, there is no lag time for securing housing, medical/mental health coverage, proper identification, etc. One of its primary functions is to increase a person's success when they are discharged into the community.

Among the substance abuse programs offered at OCCC are psychosocial and therapeutic treatment groups for SPMI inmates, Alcoholics Anonymous, Narcotics Anonymous, and similar mental health services and programs.

Ms. Bethany Schwartz

SUBJECT: ENVIRONMENTAL IMPACT STATEMENT PREPARATION NOTICE FOR THE
REPLACEMENT OF THE O'AHU COMMUNITY CORRECTIONAL CENTER

10/26/17

Page 2 of 2

We value your participation in the environmental review process. Your letter will be included in the Draft EIS.

Sincerely,

PBR HAWAII & Associates, Inc.

A handwritten signature in black ink, appearing to read "Vincent R. Shigekuni". The signature is fluid and cursive, with the first name "Vincent" and last name "Shigekuni" clearly legible.

Vincent Shigekuni


cc: Office of Environmental Quality Control
Department of Public Safety
Department of Accounting and General Services

Why is this even being considered? The United States leads the world
In locking up its own citizens? Why does Hawaii want to be part of this?
Growing up the old Soviet Union used to be the leader in locking up its own
Citizens. Now we are. Why do you want to be like the old Soviet Union?
Have alternatives to prisons been fully explored? I don't think so.
Has Finland's system been explored? Why do they have only 20%
recidivism while we have 50+?

Peter Ehrhorn

Peter Ehrhorn
254 Kaha St.
Kailua, Hawaii 96734
Ehrhornp1@gmail.com

RECEIVED
10/22
PBR HAWAII



PBR HAWAII
& ASSOCIATES, INC.

10/26/2017

THOMAS S. WITTEN, FASLA
Chairman / Principal

R. STAN DUNCAN, ASLA
President / Principal

RUSSELL Y. J. CHUNG, FASLA, LEED® AP BD+C
Executive Vice-President / Principal

VINCENT SHIGEKUNI
Vice-President / Principal

GRANT T. MURAKAMI, AICP, LEED® AP BD+C
Vice-President / Principal

TOM SCHNELL, AICP
Principal

KIMI MIKAMI YUEN, LEED® AP BD+C
Principal

W. FRANK BRANDT, FASLA
Chairman Emeritus

ANN MIKIKO BOUSLOG, PhD
Project Director

RAMSAY R. M. TAUM
Cultural Sustainability Planner

RAYMOND T. HIGA, ASLA
Senior Associate

CATIE CULLISON, AICP
Senior Associate

SCOTT MURAKAMI, ASLA, LEED® AP
Associate

DACHENG DONG, LEED® AP
Associate

MARC SHIMATSU, ASLA
Associate

Peter Ehrhorn
254 Kaha Street
Kailua, HI 96734

**SUBJECT: ENVIRONMENTAL IMPACT STATEMENT PREPARATION
NOTICE FOR THE REPLACEMENT OF THE O'AHU
COMMUNITY CORRECTIONAL CENTER**

Dear Mr. Ehrhorn,

Thank you for your letter dated November 22, 2016, regarding the Environmental Impact Statement (EIS) Preparation Notice for the Replacement of the O'ahu Community Correctional Center (OCCC). As the EIS sub-consultant for the State of Hawai'i Department of Accounting and General Services (DAGS), we have reviewed your comments and offer the following response.

With increasingly aged and obsolete correctional facilities, the State of Hawai'i is proposing to improve its corrections infrastructure through modernization of existing facilities and construction of replacement facilities. Among its priority projects is the replacement of OCCC which, when constructed, will take advantage of the newest cost-savings technologies and improve correctional services and safety for detainees, staff and the public.

The proposed project is to replace an outmoded, inefficient, and costly to operate jail (i.e., community correctional center or detention center) with a modern facility. The proposed project does not involve the construction of a prison which serves a different purpose, has very different functions, and houses a different inmate population.

We value your participation in the environmental review process. Your letter will be included in the Draft EIS.

Sincerely,

PBR HAWAII & Associates, Inc.

Vincent Shigekuni

HONOLULU OFFICE
1001 Bishop Street, Suite 650
Honolulu, Hawai'i 96813-3484
Tel: (808) 521-5631
Fax: (808) 523-1402
E-mail: sysadmin@pbrhawaii.com

printed on recycled paper

Mr. Peter Ehrhorn

SUBJECT: ENVIRONMENTAL IMPACT STATEMENT PREPARATION NOTICE FOR THE
REPLACEMENT OF THE O'AHU COMMUNITY CORRECTIONAL CENTER

10/26/17

Page 2 of 2

cc: Office of Environmental Quality Control
Department of Public Safety
Department of Accounting and General Services

O:\Job32\3201.01 OCCC Relocation_Expansion EIS\EIS\EISPN\Responses\Community Responses\Response - P.
Ehrhorn.docx

I am opposed to building more correctional facilities to hide away our social challenges. My question is:

Why can't we spend more money on rehabilitation facilities

?

Mahalo for your response to my question.

Name: Nanea C. W

Address: 91-1049 Hoakalei Ct., Kapolei HI 96707



PBR HAWAII
& ASSOCIATES, INC.

10/26/2017

THOMAS S. WITTEN, FASLA
Chairman / Principal

R. STAN DUNCAN, ASLA
President / Principal

RUSSELL Y. J. CHUNG, FASLA, LEED®AP BD+C
Executive Vice-President / Principal

VINCENT SHIGEKUNI
Vice-President / Principal

GRANT T. MURAKAMI, AICP, LEED®AP BD+C
Vice-President / Principal

TOM SCHNELL, AICP
Principal

KIMI MIKAMI YUEN, LEED®AP BD+C
Principal

W. FRANK BRANDT, FASLA
Chairman Emeritus

ANN MIKIKO BOUSLOG, PhD
Project Director

RAMSAY R. M. TAUM
Cultural Sustainability Planner

RAYMOND T. HIGA, ASLA
Senior Associate

CATIE CULLISON, AICP
Senior Associate

SCOTT MURAKAMI, ASLA, LEED®AP
Associate

DACHENG DONG, LEED®AP
Associate

MARC SHIMATSU, ASLA
Associate

Nanea Lo
91-1049 Hoakalei Street
Kapolei, HI 96707

**SUBJECT: ENVIRONMENTAL IMPACT STATEMENT PREPARATION
NOTICE FOR THE REPLACEMENT OF THE O'AHU
COMMUNITY CORRECTIONAL CENTER**

Dear Ms. Lo,

Thank you for your letter dated November 23, 2016, regarding the Environmental Impact Statement (EIS) Preparation Notice for the Replacement of the O'ahu Community Correctional Center (OCCC). As the EIS sub-consultant for the State of Hawai'i Department of Accounting and General Services (DAGS), we have reviewed your comments and offer the following response.

Inmates housed at OCCC are under the jurisdiction of the Hawai'i State Judiciary (courts) and not the Department of Public Safety. Detainees in jail can only be released, placed in outside programs or assigned to other alternatives to incarceration by the Judiciary.

We value your participation in the environmental review process. Your letter will be included in the Draft EIS.

Sincerely,

PBR HAWAII & Associates, Inc.

Vincent Shigekuni

cc: Office of Environmental Quality Control
Department of Public Safety
Department of Accounting and General Services

O:\Job32\3201.01 OCCC Relocation_Expansion EIS\EIS\EISPN\Responses\Community Responses\Response - N.
Lo.docx

HONOLULU OFFICE
1001 Bishop Street, Suite 650
Honolulu, Hawai'i 96813-3484
Tel: (808) 521-5631
Fax: (808) 523-1402
E-mail: sysadmin@pbrhawaii.com

printed on recycled paper

I am opposed to building more correctional facilities to hide away our social challenges. My question is:

① What mental health programs are available to people w/ mental health issues at OCC? Please detail the program(s), # of participants, WL for program & # of completions.

② What assistance is provided to people transitioning from jail back to the community?

Mahalo for your response to my question. Please describe in detail the discharge plan for the OCC population


Name: Carla Allison

Address: 1062 Oilipuu Place
Honolulu, HI 96825

RECEIVED

Nov 23

PBR HAWAII



PBR HAWAII
& ASSOCIATES, INC.

10/26/2017

THOMAS S. WITTEN, FASLA
Chairman / Principal

R. STAN DUNCAN, ASLA
President / Principal

RUSSELL Y. J. CHUNG, FASLA, LEED®AP BD+C
Executive Vice-President / Principal

VINCENT SHIGEKUNI
Vice-President / Principal

GRANT T. MURAKAMI, AICP, LEED®AP BD+C
Vice-President / Principal

TOM SCHNELL, AICP
Principal

KIMI MIKAMI YUEN, LEED®AP BD+C
Principal

W. FRANK BRANDT, FASLA
Chairman Emeritus

ANN MIKIKO BOUSLOG, PhD
Project Director

RAMSAY R. M. TAUM
Cultural Sustainability Planner

RAYMOND T. HIGA, ASLA
Senior Associate

CATIE CULLISON, AICP
Senior Associate

SCOTT MURAKAMI, ASLA, LEED®AP
Associate

DACHENG DONG, LEED®AP
Associate

MARC SHIMATSU, ASLA
Associate

Carla Allison
1062 Oilipuu Place
Honolulu, HI 96825

**SUBJECT: ENVIRONMENTAL IMPACT STATEMENT PREPARATION
NOTICE FOR THE REPLACEMENT OF THE O'AHU
COMMUNITY CORRECTIONAL CENTER**

Dear Ms. Allison,

Thank you for your letter dated November 23, 2016, regarding the Environmental Impact Statement (EIS) Preparation Notice for the Replacement of the O'ahu Community Correctional Center (OCCC). As the EIS sub-consultant for the State of Hawai'i Department of Accounting and General Services (DAGS), we have reviewed your comments and offer the following response.

The Department of Public Safety's (PSD's) Mental Health staff is required to deliver 20 hours a week of groups and activities to patients residing in Mental Health Modules [approximately 60 Severe and Persistently Mentally Ill (SPMI) patients at OCCC]. Outpatient supportive counseling (a minimum of once per month) is also provided to SPMI patients (83 patients at OCCC). Please note that these counts are as of April 20-24, 2017, and fluctuate daily. To obtain a list of programs offered contact the Health Care Division: <http://dps.hawaii.gov/frequently-called-numbers/>.

To address mental health of SPMI inmates, PSD's Mental Health staff also create discharge plans that link or re-link inmates to the Department of Health (DOH) Adult Mental Health Division and/or Department of Human Services' Medicaid system of care. At present, offenders are released back into the community, with few resources. However, the Reentry Office is in the process of establishing a system where offenders, prior to release, are put in touch with various agencies, service providers and faith-based organizations, based on their needs, so that upon release, there is no lag time for securing housing, medical/mental health coverage, proper identification, etc. See also: Community Resource Guide 2017: <https://dps.hawaii.gov/wp-content/uploads/2017/01/PSD-Community-Resource-Guide-2017.pdf>.

We value your participation in the environmental review process. Your letter will be included in the Draft EIS.

HONOLULU OFFICE
1001 Bishop Street, Suite 650
Honolulu, Hawai'i 96813-3484
Tel: (808) 521-5631
Fax: (808) 523-1402
E-mail: sysadmin@pbrhawaii.com

printed on recycled paper

Ms. Carla Allison

SUBJECT: ENVIRONMENTAL IMPACT STATEMENT PREPARATION NOTICE FOR THE
REPLACEMENT OF THE O'AHU COMMUNITY CORRECTIONAL CENTER

10/26/17

Page 2 of 2

Sincerely,

PBR HAWAII & Associates, Inc.

A handwritten signature in black ink, appearing to read "Vincent R. Shigekuni". The signature is fluid and cursive, with the first name being the most prominent.

Vincent Shigekuni

cc: Office of Environmental Quality Control
Department of Public Safety
Department of Accounting and General Services

I am opposed to building more correctional facilities to hide away our social challenges. My question is:

What educational programs are provided for prison and jail inmates?

What progress has been made in reclassifying sentences to reduce incarceration?

What day education programs?

Mahalo for your response to my question.

and check the could replace prisons?


Name: Deborah Bond-Upson

Address: 1069 Aialapapa Drive Kailua, HI 96734
deborah@learningbond.com

RECEIVED

Nov 23

PBR HAW. .1



PBR HAWAII
& ASSOCIATES, INC.

10/26/2017

THOMAS S. WITTEN, FASLA
Chairman / Principal

R. STAN DUNCAN, ASLA
President / Principal

RUSSELL Y. J. CHUNG, FASLA, LEED®AP BD+C
Executive Vice-President / Principal

VINCENT SHIGEKUNI
Vice-President / Principal

GRANT T. MURAKAMI, AICP, LEED®AP BD+C
Vice-President / Principal

TOM SCHNELL, AICP
Principal

KIMI MIKAMI YUEN, LEED®AP BD+C
Principal

W. FRANK BRANDT, FASLA
Chairman Emeritus

ANN MIKIKO BOUSLOG, PhD
Project Director

RAMSAY R. M. TAUM
Cultural Sustainability Planner

RAYMOND T. HIGA, ASLA
Senior Associate

CATIE CULLISON, AICP
Senior Associate

SCOTT MURAKAMI, ASLA, LEED®AP
Associate

DACHENG DONG, LEED®AP
Associate

MARC SHIMATSU, ASLA
Associate

Deborah Bond-Upson
1069 A'alapapa Drive
Kailua, HI 96734

**SUBJECT: ENVIRONMENTAL IMPACT STATEMENT PREPARATION
NOTICE FOR THE REPLACEMENT OF THE O'AHU
COMMUNITY CORRECTIONAL CENTER**

Dear Ms. Bond-Upson,

Thank you for your letter dated November 23, 2016, regarding the Environmental Impact Statement (EIS) Preparation Notice for the Replacement of the O'ahu Community Correctional Center (OCCC). As the EIS sub-consultant for the State of Hawai'i Department of Accounting and General Services (DAGS), we have reviewed your comments and offer the following response.

For jail inmates (such as those housed at OCCC), the Department of Public Safety offers a wide variety of programs including Adult Basic Education, High School Equivalency Test, Graduate Equivalency Diploma, cognitive skills, Hawaiian Culture Classes, Creative Writing, among others.

Regarding your question about reclassification, the reclassification of criminal sentences is a public policy matter that is governed by the same legislative process that established the current classification of criminal sentences. Any "progress" as it pertains specifically to reducing incarceration, can only be measured by the changes to criminal statutes enacted, amended or abolished annually, by the Legislature.

The proposed project is to replace an outmoded, inefficient, and costly to operate jail (i.e., community correctional center or detention center) with a modern facility. The proposed OCCC project does not involve the construction of a prison which serves a different purpose, has very different functions, and houses a different inmate population.

We value your participation in the environmental review process. Your letter will be included in the Draft EIS.

Sincerely,

PBR HAWAII & Associates, Inc.

HONOLULU OFFICE
1001 Bishop Street, Suite 650
Honolulu, Hawai'i 96813-3484
Tel: (808) 521-5631
Fax: (808) 523-1402
E-mail: sysadmin@pbrhawaii.com

printed on recycled paper

Ms. Deborah Bond-Upson

SUBJECT: ENVIRONMENTAL IMPACT STATEMENT PREPARATION NOTICE FOR THE
REPLACEMENT OF THE O'AHU COMMUNITY CORRECTIONAL CENTER

10/26/17

Page 2 of 2

A handwritten signature in black ink, appearing to read "Vincent R. Shigekuni". The signature is fluid and cursive, with the first name "Vincent" being the most prominent.

Vincent Shigekuni

cc: Office of Environmental Quality Control
Department of Public Safety
Department of Accounting and General Services

O:\Job32\3201.01 OCCC Relocation_Expansion EIS\EIS\EISPN\Responses\Community Responses\Response -
D. Bond-Upson.docx

I am opposed to building more correctional facilities to hide away our social challenges. My question is:

Instead of spending \$\$ on more ways
to warehouse more people...

how about spending more \$\$
on rehab, education, classes,
programs, training and emotional/
psychological/spiritual support?

NO PRIVATIZATION. That makes things \$
Mahalo for your response to my question. worse, not better.

Name: David Friedman

Address: 633 Ulumalu St.
Kailua, HI 96734

RECEIVED

Nov 23

PBR HAW. .1



PBR HAWAII
& ASSOCIATES, INC.

10/26/2017

THOMAS S. WITTEN, FASLA
Chairman / Principal

R. STAN DUNCAN, ASLA
President / Principal

RUSSELL Y. J. CHUNG, FASLA, LEED®AP BD+C
Executive Vice-President / Principal

VINCENT SHIGEKUNI
Vice-President / Principal

GRANT T. MURAKAMI, AICP, LEED®AP BD+C
Vice-President / Principal

TOM SCHNELL, AICP
Principal

KIMI MIKAMI YUEN, LEED®AP BD+C
Principal

W. FRANK BRANDT, FASLA
Chairman Emeritus

ANN MIKIKO BOUSLOG, PhD
Project Director

RAMSAY R. M. TAUM
Cultural Sustainability Planner

RAYMOND T. HIGA, ASLA
Senior Associate

CATIE CULLISON, AICP
Senior Associate

SCOTT MURAKAMI, ASLA, LEED®AP
Associate

DACHENG DONG, LEED®AP
Associate

MARC SHIMATSU, ASLA
Associate

David Friedman
633 Ulumalu Street
Kailua, HI 96734

**SUBJECT: ENVIRONMENTAL IMPACT STATEMENT PREPARATION
NOTICE FOR THE REPLACEMENT OF THE O'AHU
COMMUNITY CORRECTIONAL CENTER**

Dear Mr. Friedman,

Thank you for your letter dated November 23, 2016, regarding the Environmental Impact Statement (EIS) Preparation Notice for the Replacement of the O'ahu Community Correctional Center (OCCC). As the EIS sub-consultant for the State of Hawai'i Department of Accounting and General Services (DAGS), we have reviewed your comments and offer the following response.

Inmates housed at OCCC are under the jurisdiction of the Hawai'i State Judiciary (courts) and not the Department of Public Safety. Detainees in jail can only be released, placed in outside programs or assigned to other alternatives to incarceration by the Judiciary.

In addition, there are no plans to privatize management or operation of the proposed OCCC facility.

We value your participation in the environmental review process. Your letter will be included in the Draft EIS.

Sincerely,

PBR HAWAII & Associates, Inc.

Vincent Shigekuni

cc: Office of Environmental Quality Control
Department of Public Safety
Department of Accounting and General Services

HONOLULU OFFICE
1001 Bishop Street, Suite 650
Honolulu, Hawai'i 96813-3484
Tel: (808) 521-5631
Fax: (808) 523-1402
E-mail: sysadmin@pbrhawaii.com

O:\Job32\3201.01 OCCC Relocation_Expansion EIS\EIS\EISPN\Responses\Community Responses\Response -
D. Friedman.docx

I am opposed to building more correctional facilities to hide away our social challenges. My question is:

1. What are we doing to Rehabilitate people?
2. Why not implement the Hi Justice Initiative to reduce imprisoned population?
3. Eliminate "For Profit" jails; have shown to have 60% failure rate AND ARE INCENTIVE FOR FILLING THE FACILITY.
4. Why aren't we spending \$ on CAUSES of CRIME (mental illness, substance Abuse, Poverty, Poor Education) instead of PUNISHMENT?

Mahalo for your response to my question.


Name: JOAN SCHUMACHER

Address: 633 Ulumaku St
Kaehua, HI 96734

RECEIVED

Nov 23

PBR HAWAII



10/26/2017

THOMAS S. WITTEN, FASLA
Chairman / Principal

R. STAN DUNCAN, ASLA
President / Principal

RUSSELL Y. J. CHUNG, FASLA, LEED® AP BD+C
Executive Vice-President / Principal

VINCENT SHIGEKUNI
Vice-President / Principal

GRANT T. MURAKAMI, AICP, LEED® AP BD+C
Vice-President / Principal

TOM SCHNELL, AICP
Principal

KIMI MIKAMI YUEN, LEED® AP BD+C
Principal

W. FRANK BRANDT, FASLA
Chairman Emeritus

ANN MIKIKO BOUSLOG, PhD
Project Director

RAMSAY R. M. TAUM
Cultural Sustainability Planner

RAYMOND T. HIGA, ASLA
Senior Associate

CATIE CULLISON, AICP
Senior Associate

SCOTT MURAKAMI, ASLA, LEED® AP
Associate

DACHENG DONG, LEED® AP
Associate

MARC SHIMATSU, ASLA
Associate

Joan Schumueher
633 Ulumalu Street
Kailua, HI 96734

**SUBJECT: ENVIRONMENTAL IMPACT STATEMENT PREPARATION
NOTICE FOR THE REPLACEMENT OF THE O'AHU
COMMUNITY CORRECTIONAL CENTER**

Dear Ms. Schumueher,

Thank you for your letter dated November 23, 2016, regarding the Environmental Impact Statement (EIS) Preparation Notice for the Replacement of the O'ahu Community Correctional Center (OCCC). As the EIS sub-consultant for the State of Hawai'i Department of Accounting and General Services (DAGS), we have reviewed your comments and offer the following response.

Regarding your question about rehabilitation, Evidence Based Practices have been implemented and an Office of Reentry has been established within the Department of Public Safety (PSD) to assist in the development of appropriate services and programs for those who are being released. PSD is also working closely with the State Department of Health Adult Mental Health Branch for continuum of care for offenders in need of mental health services upon release. PSD has procured contracted job placement training and services in addition to supporting the Honolulu County Offender Reentry Program (HCORP), a three-year demonstration project which is helping over 150 sentenced felon probationers improve reentry success. This partnership with the University of Hawaii, Social Sciences Research Institute (UH SSRI) provides "in-reach" services in OCCC and coordinates comprehensive services for 12 months after release; clients with behavioral health issues are given priority. HCORP also provides technical assistance to community providers and is collecting and analyzing data to better understand predictors of recidivism and improve community tenure.

Regarding your questions related to inmate population, inmates housed at OCCC are under the jurisdiction of the Hawai'i State Judiciary (courts) and not PSD. Detainees in jail can only be released, placed in outside programs or assigned to other alternatives to incarceration by the Judiciary.

In addition, there are no plans to privatize management or operation of the proposed OCCC facility.

We value your participation in the environmental review process. Your letter will be included in the Draft EIS.

HONOLULU OFFICE
1001 Bishop Street, Suite 650
Honolulu, Hawai'i 96813-3484
Tel: (808) 521-5631
Fax: (808) 523-1402
E-mail: sysadmin@pbrhawaii.com

Ms. Joan Schumueher

SUBJECT: ENVIRONMENTAL IMPACT STATEMENT PREPARATION NOTICE FOR THE
REPLACEMENT OF THE O'AHU COMMUNITY CORRECTIONAL CENTER

10/26/17

Page 2 of 2

Sincerely,

PBR HAWAII & Associates, Inc.

A handwritten signature in black ink, appearing to read "Vincent R. Shigekuni". The signature is fluid and cursive, with the first name "Vincent" and last name "Shigekuni" clearly legible.

Vincent Shigekuni

cc: Office of Environmental Quality Control
Department of Public Safety
Department of Accounting and General Services


I am opposed to building more correctional facilities to hide away our social challenges. My question is:

Why can't we use the money slated for the prison for social services?

Mahalo for your response to my question.

Name: Charlotte Morgan

Address: 94-291 Makaopipi St
Mililani HI 96789



PBR HAWAII
& ASSOCIATES, INC.

10/26/2017

THOMAS S. WITTEN, FASLA
Chairman / Principal

R. STAN DUNCAN, ASLA
President / Principal

RUSSELL Y. J. CHUNG, FASLA, LEED® AP BD+C
Executive Vice-President / Principal

VINCENT SHIGEKUNI
Vice-President / Principal

GRANT T. MURAKAMI, AICP, LEED® AP BD+C
Vice-President / Principal

TOM SCHNELL, AICP
Principal

KIMI MIKAMI YUEN, LEED® AP BD+C
Principal

W. FRANK BRANDT, FASLA
Chairman Emeritus

ANN MIKIKO BOUSLOG, PhD
Project Director

RAMSAY R. M. TAUM
Cultural Sustainability Planner

RAYMOND T. HIGA, ASLA
Senior Associate

CATIE CULLISON, AICP
Senior Associate

SCOTT MURAKAMI, ASLA, LEED® AP
Associate

DACHENG DONG, LEED® AP
Associate

MARC SHIMATSU, ASLA
Associate

Charlotte Morgan
94-291 Makapipipi Street
Mililani, HI 96789

**SUBJECT: ENVIRONMENTAL IMPACT STATEMENT PREPARATION
NOTICE FOR THE REPLACEMENT OF THE O'AHU
COMMUNITY CORRECTIONAL CENTER**

Dear Ms. Morgan,

Thank you for your letter dated November 26, 2016, regarding the Environmental Impact Statement (EIS) Preparation Notice for the Replacement of the O'ahu Community Correctional Center (OCCC). As the EIS sub-consultant for the State of Hawai'i Department of Accounting and General Services (DAGS), we have reviewed your comments and offer the following response.

Resources devoted to social services are the purview of the Hawai'i State Judiciary and the Legislature, and not the Department of Public Safety.

We value your participation in the environmental review process. Your letter will be included in the Draft EIS.

Sincerely,

PBR HAWAII & Associates, Inc.

Vincent Shigekuni

cc: Office of Environmental Quality Control
Department of Public Safety
Department of Accounting and General Services

O:\Job32\3201.01 OCCC Relocation_Expansion EIS\EIS\EISPN\Responses\Community Responses\Response - C.
Morgan.docx

HONOLULU OFFICE
1001 Bishop Street, Suite 650
Honolulu, Hawai'i 96813-3484
Tel: (808) 521-5631
Fax: (808) 523-1402
E-mail: sysadmin@pbrhawaii.com

printed on recycled paper

RECEIVED

NOV 21

PBR HAWAII

COMMUNITY ALLIANCE ON PRISONS

P.O. Box 37158, Honolulu, HI 96837-0158

Phone/E-Mail: (808) 927-1214 / kat.caphi@gmail.com



November 21, 2016

Vincent Shigekuni
PBR HAWAII & Associates, Inc.
1001 Bishop Street, Suite 650
Honolulu, Hawai'i 96813

Replacement of O`ahu Community Correctional Center Environmental Impact Statement Preparation Notice - September 2016

Dear Mr. Shigekuni,

These comments and questions are respectfully submitted by Community Alliance on Prisons, a broad coalition of citizens, researchers, scholars, churches and organizations who joined together two decades ago to promote smart justice policies in Hawai'i.

IS THIS FOR REAL?

We have read the Environmental Impact Statement Preparation Notice and are shocked that this 15-page document could in any way be deemed adequate for the 2nd largest public works project in Hawai'i after the ongoing rail debacle.

The skimpiness of this document is evidence that this plan is not ready for prime time. The department started last legislative session asking for \$489.3 million at the beginning and ended up asking for \$650 million by the end of session! This document makes it so painfully obvious that this plan has not been carefully thought through.

Actions like this are why people lose faith in government. Millions of our hard-earned taxpayer dollars are spent on consultants for projects that have not been carefully vetted and then fast-tracked. What have we learned from rail?

WHY IS THIS ADMINISTRATION FAST-TRACKING THE 2ND LARGEST PUBLIC WORKS PROJECT IN HAWAII?

WHAT HAPPENED TO THE PREVIOUSLY ALLOCATED \$5 MILLION?

The legislature allocated more than \$5 million for the contract with both Architects Hawai'i and their sub-contract with The Louis Berger Group to do a site analysis of for the replacement of OCCC.

- 1) Where is the other \$5 million allocated in a prior session for OCCC?
- 2) Who are the entities that received contracts?
- 3) What was the amount of their contract?
- 4) What was the scope of work outlined in each contract? What are the "deliverables" in each contract? Please list all entities as well as the specific persons assigned to do the work.
- 5) When Architects Hawai'i hired subcontractors, what due diligence was employed to determine the fitness of the subcontractor to work for the state?
- 6) Was there any discussion about the Louis Berger Group and the published reports of their misdeeds? Some of the reports:
 - **Berger Group Pays \$69.3 Million for Iraq Overbilling**
<http://www.bloomberg.com/news/articles/2010-11-05/louis-berger-group-charged-with-fraud-over-contracts-in-iraq-afghanistan>
 - **Former Louis Berger Group Inc. Chairman, CEO, and President Admits 20-Year Conspiracy to Defraud Federal Government** <https://www.fbi.gov/contact-us/field-offices/newark/news/press-releases/former-louis-berger-group-inc.-chairman-ceo-and-president-admits-20-year-conspiracy-to-defraud-federal-government>
 - **Ex-Louis Berger Group CEO Gets Home Confinement for Fraud**
<http://www.bloomberg.com/news/articles/2015-05-08/ex-louis-berger-group-ceo-gets-year-home-confinement-for-fraud>
 - **World Bank Group Debars Louis Berger Group**
<http://www.worldbank.org/en/news/press-release/2015/02/04/world-bank-group-debars-louis-berger-group>
- 7) Will you please include in the Draft EIS an itemized list of ALL contractors (and the phase of the project for which they are contracted), equipment, and other expenses that are included in your scope of work for the \$10+ million of taxpayer money allocated by the legislature.

TRANSPARENCY? REALLY?

At a meeting of the HCR 85 Task Force on September 13th, both Architects Hawai'i and The Louis Berger Group said they were being "as transparent as possible", however, they failed to mention that the EISPN was already written and was about to be released in a few days. How transparent is that?

The Governor promised an "*inclusive and transparent style of governing*". **This process has been neither inclusive nor transparent.** In fact, the member representing the public voice on a task

force promoting the jail is the prosecutor and he has been missing in action at most of the meetings! Therefore, the public voice has been denied once again.

At the scoping meeting for this document, there was no court reporter to accurately record the community comments, instead there were interns at "stations" with pads on easels recording what people said.

And this was after the slide that said: This meeting is NOT about:

- Site Selection
- Master Plan
- Design and Construction
- Facility Operations

The first "station" had a poster for a Planning Process that read:

A successful planning process involves:

- Well-defined plan forward
- Transparent and inclusive process
- Defensible decision-making
- Public information and outreach effort that builds towards a consensus on the outcome

This scoping meeting did none of that. In fact, we received emails and calls from people who attended saying they were more confused *after* that meeting than before! Yet the department is touting it as a success.

This is a fundamental problem. The community pays for our correctional system, but we are not welcome at the table or invited to provide information and any meaningful input on a system with many, many problems. Acknowledging that our "correctional" system is broken and that we cannot continue on this unsustainable path is the first step.

INCLUSIVE? REALLY?

1/3rd through project; where's the community consultation?

The consultants also said they were 25% - 30% into the project yet, to our knowledge, there has been little to no community consultation. They are, however, lobbying the legislature.

- 8) How do you decide with whom to consult?
- 9) How do people become consulted parties?

To date the state's process has been to only talk about building and to lobby the legislature for the money to continue hiding our social challenges away from public view - it's bad for tourism. This is so shameful and inhumane.

An environmental impact statement is a disclosure document. Everything should be in the light so that a full analysis can be undertaken by the communities, organizations, and agencies reviewing the document.

We understand that this is a Preparation Notice – a precursor to the Draft Environmental Impact Statement – and that worries us since your disclosures and analyses will be in the Draft and the responses to the community’s concerns will only be in the Final Environmental Impact Statement leaving litigation as the community’s only option to challenge the analysis.

THIS IS NOT TRANSPARENT AND INCLUSIVE.

Your scoping meeting made quite clear that the state is only interested in building, regardless of the community’s concerns. A transparent and inclusive style of governing is what we were promised by this administration and we assert that **incarceration is about people!**

While this process is going on, there are other things running simultaneously. The *Architects for Justice* held a conference in Honolulu. I attended their pre-conference forum at UH where the speakers talked about alternatives to incarceration (like Restorative Justice), ways to treat people who are incarcerated humanely, and involving the community in every phase of the process, which takes 2 or 3 years.

There was also a Skype conference with Raphael Sperry of Architects for Social Responsibility where he spoke about alternatives to incarceration and the need to involve the community upfront.

Since the state has shown its disinterest in the community’s voice, a new coalition was formed to ask the community what they wanted. Here are some of the community questions that were asked at our first Community Justice Dialogue:

- 10) Who runs OCCC?
- 11) What are they doing as alternatives to incarceration?
- 12) Who is being contracted to rebuild OCCC?
- 13) Mass incarceration is a crime and is not working – how are we dealing with this systemic problem?
- 14) Could the money be used toward improvements that are more humane?
- 15) Wouldn’t most of the people incarcerated for non-violent crimes do better in programs, rather than jail?
- 16) Why isn’t the (almost) \$1 billion being spent on Native Hawaiians outside of incarceration?
- 17) How are we addressing overrepresentation and Native Hawaiian human rights?
- 18) Why has the over-representation of indigenous men incarcerated, as outlined in the 2012 report in Hawai’i, led to no changes?

- 19) Why don't we implement alternatives to the cash-bail system?
- 20) Why are there so many mentally ill people in OCCC?
- 21) Why don't we implement a system of foster care as they do in Belgium and New York where families take in mentally ill people and care for them in a more humane manner and setting?
- 22) Why are programs like Women in Transition not supported by the government?

Some of the statements made in this document need clarification. Such as "individualized pre-release plans".

- 23) What are these "individualized pre-release plans"?
- 24) How are they structured?
- 25) Who does them?
- 26) Who gets them?

The department of public safety's priority should be reducing the population, not building a huge jail to hide away the social issues that the state has not dealt with for decades. Jails are the gateway to mass incarceration. A Vera Institute of Justice report¹ stated:

"The misuse of jails in America is helping to drive mass incarceration and is part of a system that is neither economically sustainable nor beneficial to public safety, community well-being, and individual rehabilitation.

Nearly 75 percent of both pretrial detainees and sentenced offenders are in jail for nonviolent traffic, property, drug, or public order offenses. Underlying the behavior that lands people in jail, there is often a history of substance abuse, mental illness, poverty, failure in school, and homelessness."

We know that jails are the gateway to prison and research² shows that jails admit 20 times more people annually. O'ahu jail (OCCC) is overflowing with people who are suffering from mental health and substance misuse issues, unemployment, illiteracy, poverty. At a recent meeting the director said that 50% of the imprisoned population are pre-trial detainees. Most of these people are arrested for minor offenses and can't post bail, sometimes as low as \$50, so the state imprisons them for \$145 a day! This makes no rational sense when there exists a plethora of proven alternatives to arrest and prosecution for minor offenses, recalibrating the use of bail, and addressing fines and fees that also trap people in jail.

¹ INCARCERATION'S FRONT DOOR: THE MISUSE OF JAILS IN AMERICA (2015)
<https://www.vera.org/publications/incarcerations-front-door-the-misuse-of-jails-in-america>

² INCARCERATION TRENDS: REDUCING THE USE OF JAILS (2015)
<https://www.vera.org/our-work/ending-mass-incarceration/reducing-the-use-of-jails>

The National Institute of Corrections released a Myths & Facts paper "Why Incarceration Is Not the Best Way to Keep Communities Safe". The bottom line is: **While incarceration serves as an important public safety tool for some, community corrections options produce more effective and less expensive results for many.**

Certainly, when one looks at who we are incarcerating and for what violations, it is easy to see that we are wasting millions of dollars and thousands of lives tearing apart families and communities. There are so many better solutions. We must realize that it is the policies that Hawai'i enacts that have lead us to this dark place and the lack of oversight of a very problematic system that continues to waste lives and resources without achieving the outcomes that we desire.

WOMEN'S COMMUNITY CORRECTION CENTER (WCCC)

The document talks briefly about the impact of this proposal on WCCC. What are the plans for WCCC? The October 31, 2016 weekly population report from the department of public safety show that there were 298 women at WCCC, which has an operating capacity of 260 women. At OCCC at the end of October 2016, there were 445 female pre-trial felons, 71 female pre-trial misdemeanants and 45 female probation violators. That totals 561 women, costing taxpayers more than \$2 million a month!

- 27) What plans are being made to release the women who have done all their programming and are just serving dead time awaiting release?
- 28) What plans are being made to accommodate even more women?
- 29) Is a new building being planned for WCCC? If so where, what will be the anticipated capacity of the building?
- 30) Where would a new building be on the WCCC footprint?
- 31) How much program space is being considered?
- 32) How much outdoor space is anticipated? Please provide a full analysis of this plan in the DEIS.

The discussion of a consent decree under your purpose and need is so disingenuous. Hawai'i's history is that as soon as a consent decree is lifted, we revert back to the same practices that brought on the federal intervention. Our facilities have been overcrowded for decades because we are imprisoning people we are mad at rather than reserving incarceration for those who present a clear and present danger to the community.

We understand that the department of public safety does not make policy per se, however many of their practices have led to our overcrowded system and high recidivism rate. No business is sustainable with a 50/50 chance. Former AG Eric Holder was correct when he said that what we are doing is unsustainable; especially in light of the plethora of alternative evidence-based strategies that would address the needs of the majority of Hawai'i's incarcerated population.

The Draft EIS *must* explore all alternatives. Building a new jail is only one – and certainly not the only or best option available to the state.

NO ALTERNATIVE?

The last paragraph in Section 7.1 NO ACTION ALTERNATIVE states: *“The No Action Alternative does not meet the purpose and need for the proposed project; and, therefore, does not address the State’s need to provide housing and programs to address the jail population on O’ahu.”*

OCCC has become the de factor mental health center and a shelter facility. This is NOT the purpose of a jail.

When looking at alternatives, it is not adequate to only look at the option to build or remain with the status quo. Reviewing viable alternatives means looking at what are the best alternatives and practices that would directly address the overcrowding of Oahu’s jail. Incarceration has been the *most* expensive and *least* effective sanction for Hawai`i’s families and communities. Since our jail has become Oahu’s de facto mental health center and shelters for those who are houseless, we must address the needs of our people struggling with mental illness, houselessness, illiteracy, substance abuse, unemployment, poverty, etc. and create sensible and humane public policies.

And you **MUST** explore all reasonable alternatives to the proposal to build a big new jail. A search of the Council on Environmental Quality’s site “40 Frequently Asked Questions” <https://ceq.doe.gov/nepa/regs/40/1-10.HTM> defines what alternatives must be analyzed:

1a. Range of Alternatives. What is meant by "range of alternatives" as referred to in Sec. 1505.1(e)?

A. The phrase "range of alternatives" refers to the alternatives discussed in environmental documents. It includes all reasonable alternatives, which must be rigorously explored and objectively evaluated, as well as those other alternatives, which are eliminated from detailed study with a brief discussion of the reasons for eliminating them. Section 1502.14. A decisionmaker must not consider alternatives beyond the range of alternatives discussed in the relevant environmental documents. Moreover, a decisionmaker must, in fact, consider all the alternatives discussed in an EIS. Section 1505.1(e).

1b. How many alternatives have to be discussed when there is an infinite number of possible alternatives?

A. For some proposals there may exist a very large or even an infinite number of possible reasonable alternatives. For example, a proposal to designate wilderness areas within a National Forest could be said to involve an infinite number of alternatives from 0 to 100 percent of the forest. When there are potentially a very large number of alternatives, only a reasonable number of examples, covering the full spectrum of alternatives, must be analyzed and compared in the EIS. An appropriate series of alternatives might include dedicating 0, 10, 30, 50, 70, 90, or 100

percent of the Forest to wilderness. What constitutes a reasonable range of alternatives depends on the nature of the proposal and the facts in each case.

2a. Alternatives Outside the Capability of Applicant or Jurisdiction of Agency. If an EIS is prepared in connection with an application for a permit or other federal approval, must the EIS rigorously analyze and discuss alternatives that are outside the capability of the applicant or can it be limited to reasonable alternatives that can be carried out by the applicant?

A. Section 1502.14 requires the EIS to examine all reasonable alternatives to the proposal. In determining the scope of alternatives to be considered, the emphasis is on what is "reasonable" rather than on whether the proponent or applicant likes or is itself capable of carrying out a particular alternative. Reasonable alternatives include those that are practical or feasible from the technical and economic standpoint and using common sense, rather than simply desirable from the standpoint of the applicant.

2b. Must the EIS analyze alternatives outside the jurisdiction or capability of the agency or beyond what Congress has authorized?

A. An alternative that is outside the legal jurisdiction of the lead agency must still be analyzed in the EIS if it is reasonable. A potential conflict with local or federal law does not necessarily render an alternative unreasonable, although such conflicts must be considered. Section 1506.2(d). Alternatives that are outside the scope of what Congress has approved or funded must still be evaluated in the EIS if they are reasonable, because the EIS may serve as the basis for modifying the Congressional approval or funding in light of NEPA's goals and policies. Section 1500.1(a).

Research and data show that jail is not the solution to social challenges.

WAIT A MINUTE, NOW WE'RE TALKING ABOUT A PRISON?

While the contractors say that 25%-30% of the contract is done, now the department of public safety is talking about building a prison instead and turning Halawa Prison into the new OCCC. As Steven Stills sang, *"There's somethin' happenin' here; what it is ain't exactly clear..."*. ...Or is it?

One of the most disappointing things is the lack regard and respect for the community. Does this administration really believe that the community is satisfied to foot the bill while our families and communities are being torn asunder by policies that lock people up now for things that were never considered "crimes" in the past? Jeremy Travis, President of the John Jay College of Criminal Justice in New York City said:

"As a society we've become more and more punitive even though crime is at its lowest rate ever. We put people in prison for offenses that would have received a light sanction in former times."

Is the community satisfied? We are not. And to quote Dr. Martin Luther King, Jr.

“No, no, we are not satisfied, and we will not be satisfied until justice rolls down like waters and righteousness like a mighty stream.”

COMMENTS AND QUESTIONS:

Since 2013, Community Alliance on Prisons has been asking for the release of data on custody levels, projected release dates, offenses of those imprisoned in OCCC. And then the **Hawai'i Democratic Party and the Association of Hawaiian Civic Clubs both passed resolutions asking the state to provide data and to implement alternatives instead of building new facilities.** To date, this information has not been provided. In fact, the community has been routinely ignored by the department and the problems have increased at almost every facility.

Community Alliance on Prisons can say this since we wrote to the department in June, followed up with the department and still have not received a response. Many families have told me that they have been hung up on by staff when they call the department with questions.

The department of public safety is a PUBLIC agency supported by taxpayer dollars. Is simple courtesy that difficult to provide to the public who pay their salaries?

As the public/taxpayers, we want the Draft Environmental Impact Statement (DEIS) to ensure that the Department of Public Safety shares the following data with the public:

- 33) What is the number of individuals who are currently incarcerated at OCCC?
- 34) What is the number of individuals in at each custody level?
- 35) What are the offenses committed by people at each custody level?
- 36) How many people are diagnosed as seriously mentally ill (SMI) at each custody level?
- 37) How many people have mental health disorders yet are not diagnosed as SMI at each custody level?
- 38) How is the uniformed staff trained to interact with people suffering from mental health issues?
- 39) What are people suffering from mental health issues provided with upon release from OCCC? If medication, for how long? Referrals to treatment centers? Anything else?
- 40) How many suicides have taken place at OCCC per month over the last 18 months at each custody level?
- 41) How many people are incarcerated for nonviolent drug crimes (possession) at each custody level?
- 42) What is the number of people incarcerated for specific drugs (what drugs?) at each custody level?
- 43) At what custody levels are drug violators generally kept for specific drugs?
- 44) How many individuals were houseless at the time of arrest and incarceration?
- 45) How many individuals are incarcerated because they could not make bail?
- 46) What was the level of bail that those detainees could not meet?

- 47) How many Hawaiians (including part-Hawaiian) are incarcerated at OCCC?
- 48) For what offenses are Hawaiians incarcerated at OCCC? (Felonies, Misdemeanors (including Petty), Pre-Trial, and Probation Violators)
- 49) At what custody levels are Hawaiians held at OCCC? Please list all levels.
- 50) What is the transition plan provided to those being released from OCCC?
- 51) What programs are offered at OCCC?
- 52) What custody levels must one be at in order to access programming (please be specific)?
- 53) How many work furlough programs are available on O`ahu (please name them and the population they serve)?
- 54) What is the criteria for entry into a work furlough facility?
- 55) How many "walk-aways" have occurred in the last 2 years by month at each facility?
- 56) What actions have been taken to address the "walk aways"?
- 57) Has the bedbug problem been adequately addressed at Module 20?
- 58) What has been done to address the problem?
- 59) Have the people in Module 20 been given medical treatment re bedbug bites, if needed?

SITE SELECTION

The EISPN states in Section 5.1 states that replacing OCCC *"may also occur at a location on O`ahu yet to be identified"*.

If all the sites have yet to be determined, how does the community have input, besides comments/questions in the Draft EIS? Your responses to our questions and/or comments will only be published in the Final EIS where we cannot analyze and comment on your responses.

THIS IS NOT TRANSPARENT. THIS IS NOT INCLUSIVE. THIS IS UNFAIR.

- 60) What cultural analysis has or will be done for the sites that have been or will be reviewed?
- 61) Will cultural monitors be available?
- 62) Does this mean that soil samples, environmental analysis and community outreach will be conducted for each of the sites yet to be determined?
- 63) How will the community, with lots of cultural resources, have input if your analysis is incorrect?
- 64) How will you define community values?
- 65) How are the values of the communities considered in the EIS?
- 66) How will data be collected on community values from the various sites?
- 67) What if the community has values that are not being considered, how will that be reflected?
- 68) What process will be used to gather real community input?
- 69) What community consultation has been or will be employed during the EIS process?
- 70) Is a public hearing considered community consultation?

- 71) Will a list of cultural, environmental, resource, and communication consultants be made available for the public? Please publish that list with contracts, compensation, scope of services and amounts in the DEIS.
- 72) The Board of Water Supply highlighted monitoring reports that indicate that contaminants are currently seeping into the aquifer under the Red Hill Fuel tank facility. Has this affected the quality of the water at Halawa Correctional Facility? Please provide any reports or links to same.
- 73) If there was or could be a problem with the water quality in Halawa would you still consider Halawa a site for the jail?
- 74) What precautions are currently being undertaken to protect the health and safety of the community as well as the people who live and work in Halawa Correctional Facility?
- 75) What is the square footage of the entire OCCC complex?
- 76) What is the square footage required per individual living space to meet constitutional standards?
- 77) How is space for medical and dental care, infirmary, programming, confidential attorney-client calls/meetings, visitation allocated?
- 78) Is there published guidance/standards for space allocation?
- 79) What agency provides oversight authority on space allocation?
- 80) Have economies of scale been considered – that is moving food and other facility services to the footprint of the current OCCC because it is centrally located among O`ahu facilities? Please provide that detailed analysis.
- 81) How many people imprisoned at OCCC are there for substance misuse or substance-involved crimes?
- 82) How many people imprisoned at OCCC have mental health issues? Please break down the numbers of those with Severe Mental Illness and those who have mental health issues but are not diagnosed as severely mentally ill.
- 83) How many people are on suicide watch? Please give the numbers per month for the last 2 years
- 84) What kind of training is provided to staff regarding interactions with incarcerated persons suffered from mental health, substance abuse, and suicide issues? Please describe the programs, the curricula, and the staffing for those training programs as well as the line staff who are trained.
- 85) How often is the training?
- 86) How does the department of public safety keep abreast of current research and practices?
- 87) Whose responsibility in DPS is it to do that?
- 88) How is that information/research circulated throughout the agency & facility staff?
- 89) How are new evidence-based strategies learned from the research implemented?
- 90) What new programs and protocols have been put in place because of the research on effective programs with this population?
- 91) Is there a jail diversion program at OCCC? If so, how many people have been diverted in the last two years and to where were they diverted?

- 92) What kind of programs does OCCC have to address the needs of the population there?
- 93) What mental health programs are available to people needing help at OCCC? Please list the program, the number of participants, the waiting list for the program(s) and the number of completions.
- 94) What substance abuse programs are at OCCC? Please list the program, the number of participants, the waiting list for the program and the number of completions.
- 95) What kind of assistance is provided to people who transition back to the community from jail? Is there a discharge plan? Who does the planning? Please describe in detail the department's discharge planning for the OCCC population.
- 96) We understand that OCCC recently instituted non-contact visits. How does this help people stay connected to those they love with no contact? How does this help people who will be back in the community after less than a year in jail?
- 97) With the huge population at OCCC and only 5 visitor kiosks, will people be denied visits? How will the department address this?
- 98) Since the department has extended visits to 7 days a week, have there been costs for extra staffing to accomplish this?
- 99) Has DPS contracted with retired employees to cover the visits? Please outline the costs and or process for the hiring of retirees, if that is being done.
- 100) How many staff are required for each visit?
- 101) How many visits have taken place thus far?
- 102) Is there a waiting list for visitation?
- 103) How is that handled?
- 104) Are special visits allowed (a loved one visiting from another island/country)?
- 105) How does one request this?
- 106) Is there a queue for visits?
- 107) Has the number of infractions/write-ups increased or decreased since the visitation was extended to 7 days a week?
- 108) Have there been problems/complaints about the short, non-contact visits?
- 109) Have you asked the imprisoned person and visitors their opinions of this new arrangement? If so, what were the evaluations of this new system?
- 110) What is the OCCC budget? Please break down the budgets for the last 2 years, separating out the costs for overtime, equipment, salaries, etc.
- 111) Have there been sexual assaults at OCCC in the last two years by month?
- 112) How many sexual assaults have been inmate on inmate in the last two years by month?
- 113) How many sexual assaults have been staff on inmate in the last two years by month?
- 114) Since PREA was enacted has Hawai'i's been compliant?
- 115) How often is Hawai'i audited for PREA compliance?
- 116) Did Hawai'i pass the 2016 PREA audit?
- 117) Has Hawai'i passed any PREA audit since its passage?
- 118) If not, why not? What is the impediment to compliance?

Please understand that the concerns of the community are real. We understand that we cannot continue on this failed path and expect different outcomes. We are imprisoning our social challenges so that we don't have to see them. Imprisonment appears to be the process the state uses when it doesn't want to admit its own responsibility in increasing the harm to some of our most vulnerable people. As Angela Davis has said:

"Prisons do not disappear social problems, they disappear human beings. Homelessness, unemployment, drug addiction, mental illness, and illiteracy are only a few of the problems that disappear from public view when the human beings contending with them are relegated to cages."

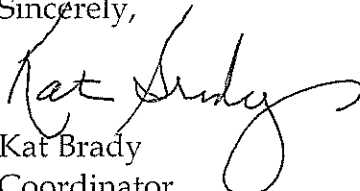
Imprisonment does not address the issues that our community faces daily. It, in fact, diverts resources that could address these challenges while wasting lives and tearing apart families and communities in the process. There are many alternatives and strategies available.

Hawai'i is full of resourceful and caring people who know there are better, more successful ways to restore our people who have lost their way, for those who never found it, and for building strong, healthy and safe communities. Ignoring the research, ignoring the voice of the people, and ignoring who we are actually imprisoning is short-sighted and harmful.

What we do now will lock us in for the next 100 years. Hawai'i already does corrections the old way – striped uniforms, non-contact visits, punishment. We need new thinking and we humbly ask that you think before taking on projects that cause harm and hurt families and communities.

Mahalo for responding to our one hundred-eighteen questions.

Sincerely,


Kat Brady
Coordinator

RECEIVED

11/22

PBR HAWAII

COMMUNITY ALLIANCE ON PRISONS

P.O. Box 37158, Honolulu, HI 96837-0158

Phone/E-Mail: (808) 927-1214 / kat.caphi@gmail.com



November 22, 2016

Vincent Shigekuni
PBR HAWAII & Associates, Inc.
1001 Bishop Street, Suite 650
Honolulu, Hawai'i 96813

RESPONDING TO NEW LATE INFORMATION ON 11 SITES FOR Replacement of O`ahu Community Correctional Center Environmental Impact Statement Preparation Notice - September 2016

Dear Mr. Shigekuni,

My name is Kat Brady and I am the Coordinator of Community Alliance on Prisons, a community initiative promoting smart justice policies in Hawai'i for almost two decades. These comments and questions are respectfully offered on behalf of the 6,000 Hawai'i individuals living behind bars or under the "care and custody" of the Department of Public Safety. We are always mindful that approximately 1,400 of Hawai'i's imprisoned people are serving their sentences abroad thousands of miles away from their loved ones, their homes and, for the disproportionate number of incarcerated Native Hawaiians, far from their ancestral lands.

Community Alliance on Prisons has been absolutely stunned by this process thus far. It has been rife with insults to the community, incompetent in its vetting of subcontractors, and completely inadequate in its work thus far. **WE WANT A REFUND OF THE \$10.4 MILLION OF TAXPAYER DOLLARS ALLOCATED THUS FAR!**

To release a list of 11 sites the day before comments are due on the EISPN is just jaw-dropping. The community is very aware of what you are doing. It's your new game:

PIN THE TAIL ON THE JAIL

I have been reviewing environmental documents for decades and I have never seen such a shoddy process and one in which the developer (the state) was so willing to run roughshod over the community. You have definitely distinguished PBR as the entity that is aiding and abetting the state to ignore and insult the community. Releasing the list of 11 sites the day before comments are due might not constitute fraud, but it surely demonstrates BAD FAITH.

The department has been touting how inclusive they are. In Volume 5 of the OCCC "newsletters" on the dps site reads:

Public Discussion of Prospective Sites

With PSD's commitment to openness and transparency throughout the OCCC planning process (emphasis added), informing elected officials, agencies, stakeholder groups and the public about the prospective OCCC sites is an important and necessary step in the process. At this time PSD has begun informing elected and appointed officials, stakeholders, community groups and the public via one-on-one and small group meetings, the OCCC website, this newsletter, and a press release. Consideration is also being given to hosting a public information open house to accommodate group discussions. In the meantime, interested members of the public are invited to submit their ideas, feedback, and concerns through PSD's OCCC website: <http://dps.hawaii.gov/occc-future-plans>.

119) What legislators have been lobbied?

120) How many meetings have been conducted with each legislator?

121) When did those meeting take place? Please list all dates and times.

122) What agencies have been consulted?

123) Who was consulted at each agency? Please list name and title.

123) When were they consulted? Please list dates and time of all meetings.

124) What stakeholder groups have been consulted?

125) Who are the people at each stakeholder group who were consulted? Please give name and title.

126) When were these stakeholder groups consulted? Please list all dates and times of meetings.

127) Who were the lead people at each stakeholder group consulted? Please list all names and titles, where appropriate.

128) Who in the public has been contacted? Please give names and dates of each contact and the results of those meetings.

Stop insulting the community! The department does not even interact with the community when there are direct questions and/or safety issues reported to them. This administration has walled themselves off from the community, has no vision that has been shared with the community, and just thinks they can go to the legislature to access our hard-earned tax dollars to further a failed system. The community is rising up and saying NO! We want answers...not the bill!

Yes, you guys have been lobbying hard at the legislature. You want the money and that is your main focus. It is not about justice, doing what is right, or even *THINKING* about what you are doing.

The Architects for Justice and Architects for Social Responsibility both talk about restorative justice and alternatives to incarceration, yet all that we hear about from the state and Architects Hawai'i is the need for a new jail so we can hide away our challenges. How shameful for the Aloha State.

In 1970 Hawai'i had 300 people imprisoned. In 2016, our facilities are bursting at the seams full of people struggling with mental health and substance misuse issues, unemployment, illiteracy, poverty, etc.. Something is very wrong when we spend precious resources to ignore the social challenges we face by hiding people away in jail.

Page 1 of the Volume 5 newsletter reads:

Identifying, evaluating, and ultimately selecting the best site option for developing a new OCCC will ensure that Hawaii's criminal justice system continues to function in a high quality manner (emphasis added) while addressing the need for modern, efficient and cost effective institutions. Development of a new OCCC facility will allow PSD to accomplish its mission, meet the needs of current and future offender populations, and provide for the continued security of offenders, staff and the public at large."

Whoa! That would be the first issue that the legislature should address. Our correctional system is broken. To add more beds to a failing system is nothing short of irresponsible, harmful, and inhumane.

And the hits just keep on coming. Under **Identifying Alternative OCCC Sites**, it reads:

PSD is proposing to replace OCCC with a modern facility that broadens its custody and treatment scope and capability with county/community-based correctional services. Over the past several months PSD has focused its efforts on identifying properties capable of accommodating development of the new OCCC using a set of initial facility and siting requirements to guide the search process:

- Land area of 20+ acres
- Few development/environmental constraints (topography, wetlands, floodplains, historic sites, etc.)
- Absent current or past land uses that could pose a risk of contamination
- Compatibility with surrounding/nearby land uses (light industrial, commercial, agricultural, vacant)
- Ability to access to water supply and wastewater treatment systems
- Ability to access to electric power supply service
- Ability to access telecommunications networks
- Access to the regional highway network

Concurrent with establishing the initial facility and siting requirements to guide the search process, PSD and its project team conducted outreach to identify prospective sites for development of a new OCCC. During the past three months, PSD has engaged the real estate community, owners of large tracts of land, and the public to identify and offer potential OCCC development sites. To provide equal and unbiased treatment to all areas of Oahu, the entire island is under consideration as possible locations for

the proposed OCCC. Prospective sites that can meet some or most of the initial OCCC facility and siting requirements anywhere on Oahu are being considered for possible use. At the onset of the site identification process, previously studies which identified potential OCCC sites were reexamined along with opportunities to co-locate the new OCCC at an existing PSD facility location. In addition, communication with the Oahu real estate community, with an emphasis on commercial and industrial properties, was undertaken with similar communication and outreach to property owners with large land holdings and their representatives to seek out potential properties for consideration. Lastly, state and federal-owned properties that could meet OCCC siting requirements were also sought out for consideration. Relying upon these sources, 11 sites, clustered within the Kalihi, Aiea, Kalaeloa, and Miliani areas, have been identified for initial assessment and consideration.

So, you knew about these 11 sites but waited to disclose them?

129) When did you know about the 11 sites?

130) Why didn't the EISPN wait to be released until you had adequate information?

131) Who are the contractors who worked on identifying sites?

132) What firms were contracted or subcontracted to do this work?

133) Who are the people actually engaged from the named firms?

134) What is the scope of work for each contractor/subcontractor?

135) Who is representing the department of public safety in these discussions?

136) How much is each contractor/subcontractor being paid to perform said work?

137) What expertise in this area does the department of public safety person(s) have?

138) Who are the large landowners who have been consulted? Please identify by name and TMK.

139) What entities or persons in the real estate community have been consulted? Please list entity and name of consulted party.

140) Who in the public has been contacted about land for a new OCCC? Please list all names, dates and times of contacts.

141) What were the results of those meeting? Please detail all discussions held thus far.

This newsletter is unbelievable:

COMMITMENT TO COMMUNITY ENGAGEMENT

Accurate, timely, and effective information is essential to any large-scale and complex undertaking. PSD recognizes the challenges it faces as it moves forward with planning, siting, and eventual design, construction, and activation of a new OCCC facility. PSD also acknowledges the value and importance of

providing information to elected officials, stakeholder groups, and the public during the planning and decisionmaking process.

The department of public safety can write whatever it wants about community engagement, however, THAT IS NOT WHAT IS HAPPENING!

Releasing 11 sites the day before comments on the EISPN is due confirms the lack of respect the state has for the community. The department has NOT engaged the community and, in fact, has denied information to the community. They have pushed this project with mis-information and made-up excuses to push the "urgency: of this project. The state is acting in the same manner as many unprincipled developers.

The next sentence in this paragraph proves how the state doesn't "get it":

When a project or action is of a scope or nature that has the potential to affect local and statewide interests, such as development of a new OCCC, communicating with elected and appointed community leaders, civic and business groups, regulatory agencies, and the public during the planning process can facilitate decision-making and help achieve approval and acceptance of the outcome.

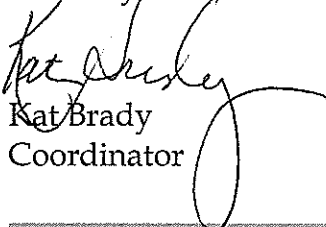
Yes, your BIG JAIL DREAM is THE BIGGEST PUBLIC WORKS PROJECT IN THE STATE. One would think that this alone would encourage demand a robust community process. However, the community has been aced out of all discussions. In fact, the department of public safety chose the prosecutor to be the PUBLIC VOICE on the HCR 85 task force. Now that is pretty telling about how the department interacts with the community. IT DOESN'T! In 20 years, I have never seen the department is such bad shape. No communication with staff or the community, no vision, decisions made in secret, and harmful conditions imposed on people who are in their "care and custody".

It seems that we need to re-think investing in the department of public safety. An agency that costs taxpayers \$250,000,000 a year and nets insufficient results should not be funded. We must demand accountability and transparency.


This new release of 11 sites that you have known is proof positive that this project is being fast-tracked with no regard to a robust process that involves everyone.

Shame on PBR for not speaking up and advising the state about how to conduct a robust, transparent and inclusive process for the LARGEST PUBLIC WORKS PROJECT IN HAWAII NEI.

Sincerely



Kat Brady
Coordinator



PBR HAWAII
& ASSOCIATES, INC.

10/26/2017

THOMAS S. WITTEN, FASLA
Chairman / Principal

R. STAN DUNCAN, ASLA
President / Principal

RUSSELL Y. J. CHUNG, FASLA, LEED®AP BD+C
Executive Vice-President / Principal

VINCENT SHIGEKUNI
Vice-President / Principal

GRANT T. MURAKAMI, AICP, LEED®AP BD+C
Vice-President / Principal

TOM SCHNELL, AICP
Principal

KIMI MIKAMI YUEN, LEED®AP BD+C
Principal

W. FRANK BRANDT, FASLA
Chairman Emeritus

ANN MIKIKO BOUSLOG, PhD
Project Director

RAMSAY R. M. TAUM
Cultural Sustainability Planner

RAYMOND T. HIGA, ASLA
Senior Associate

CATIE CULLISON, AICP
Senior Associate

SCOTT MURAKAMI, ASLA, LEED®AP
Associate

DACHENG DONG, LEED®AP
Associate

MARC SHIMATSU, ASLA
Associate

HONOLULU OFFICE
1001 Bishop Street, Suite 650
Honolulu, Hawai'i 96813-3484
Tel: (808) 521-5631
Fax: (808) 523-1402
E-mail: sysadmin@pbrhawaii.com

Kat Brady, Coordinator
Community Alliance on Prisons
P.O. Box 37158
Honolulu, HI 96837-0158

**SUBJECT: ENVIRONMENTAL IMPACT STATEMENT PREPARATION
NOTICE FOR THE REPLACEMENT OF THE O'AHU
COMMUNITY CORRECTIONAL CENTER**

Dear Ms. Brady,

Thank you for your letters dated November 21 and 22, 2016, regarding the Environmental Impact Statement (EIS) Preparation Notice for the Replacement of the O'ahu Community Correctional Center (OCCC).

As the EIS sub-consultant for the State of Hawai'i Department of Accounting and General Services (DAGS), we have reviewed your comments and offer the following responses, organized corresponding to your individual questions.

Regarding your initial comments about the EIS Preparation Notice (EISPN), the EISPN included all information about the proposed project available at the time of its publication. Since then, considerable additional information has been developed including inmate population forecasts, an interim architectural space program (or "Site Fit Study"), preliminary staffing and operating cost estimates, a siting study, preliminary construction cost estimates and documentation of the extensive public outreach efforts undertaken. This and other information concerning the proposed OCCC facility has been attached as appendices in the Draft EIS.

The Department of Public Safety (PSD) is not attempting to fast-track the overall planning, siting, EIS, permitting, design and construction process necessary to develop the proposed OCCC facility. Replacing the OCCC has been contemplated since publication of the 10-Year Master Plan Update report (prepared for PSD by Carter Goble Associates) in December 2003. The report recommended investments in new or improved community correctional centers (CCCs) on Oahu, Maui, Kauai and Hawai'i Island. The 10-Year Master Plan Update report is also available for viewing on the PSD website.

Please also note that the initial \$5 million allocated by the Legislature for the OCCC project is being used to fund the technical studies, outreach efforts and other related activities that have been underway since early 2016. Copies of all technical reports, newsletters and other project-related materials are available for public viewing on the OCCC website: <http://dps.hawaii.gov/occc-future-plans>.

We have included your original questions in this letter (reproduced in italics below) so

Ms. Kat Brady

SUBJECT: ENVIRONMENTAL IMPACT STATEMENT PREPARATION NOTICE FOR THE REPLACEMENT OF THE O'AHU COMMUNITY CORRECTIONAL CENTER

10/26/17

Page 2 of 24

as to address all of your comments.

1. *Where is the other \$5 million allocated in a prior session for OCCC?*

Response: The second \$5 million allocated in a prior Legislative session for OCCC-related efforts remains unspent.

2. *Who are the entities that received contracts?*

Response: Architect Hawaii Ltd. (AHL) is the prime contractor for the OCCC project.

3. *What was the amount of their contract?*

Response: When awarded, the consultant team's contract totaled \$4,293,197.

4. *What was the scope of work outlined in each contract? What are the "deliverables" in each contract? Please list all entities as well as the specific persons assigned to do the work.*

Response: There was only one contract awarded. Information concerning the scope of work, deliverables, etc. for the contract are available from DAGS. The State of Hawai'i is being supported by a consultant team led by Architects Hawaii Ltd. (AHL) and including the following sub-consultants: CommPac, PBR Hawaii & Associates, Inc., Integrus Architects, Louis Berger U.S., ASM Affiliates, Wilson Okamoto Corporation, CBRE, Cummings, Newmark Grubb CBI, Inc., and ECS, Inc.

5. *When Architects Hawai'i hired subcontractors, what due diligence was employed to determine the fitness of the subcontractor to work for the state?*

Response: AHL has a long history working with each of its subcontractors on similar projects and is confident in the abilities of each.

6. *Was there any discussion about the Louis Berger Group and the published reports of their misdeeds?*

Response: AHL has a long history working with Louis Berger and is confident in their ability to carry out their responsibilities for the OCCC project. In addition, AHL is aware of Louis Berger's past legal issues which involved individuals who were subsequently dismissed from the company.

7. *Will you please include in the Draft EIS an itemized list of ALL contractors (and the phase of the project for which they are contracted), equipment, and other expenses that are included in your scope of work for the \$10+ million of taxpayer money allocated by the legislature.*

Response: The Draft EIS will include the roles of each consultant and their contribution to its preparation. The additional information you request will not be provided as it is not relevant to describing the impacts of the Proposed Project.

TRANSPARENCY? REALLY? At a meeting of the HCR 85 Task Force on September 13th, both Architects Hawai'i and The Louis Berger Group said they were being "as transparent as possible",

Ms. Kat Brady

SUBJECT: ENVIRONMENTAL IMPACT STATEMENT PREPARATION NOTICE FOR THE REPLACEMENT OF THE O'AHU COMMUNITY CORRECTIONAL CENTER

10/26/17

Page 3 of 24

however, they failed to mention that the EISPN was already written and was about to be released in a few days. How transparent is that?

Response: PSD has undertaken an extensive public outreach and engagement effort to provide information about the proposed OCCC facility, frame the planning and decision-making process, offer citizens a variety of means to participate in the planning process, and explain how public input will be considered in the decision-making process. Since the scoping meeting held on September 28, 2016, meetings were held with Hawai'i Senate and House members, City Council members, numerous State and City agency officials and staff, in addition to participating at over 25 Neighborhood Board meetings and information sessions, an Island-wide Town Hall meeting, and countless meetings with stakeholders, interest groups, volunteer organizations, and others. Copies of all technical reports, newsletters and other project-related materials, including a complete Public Outreach History are available for public viewing on the OCCC website: <http://dps.hawaii.gov/occc-future-plans>.

In response to your subsequent comments about the scoping meeting, while there is no requirement in HRS Chapter 343 to hold a "scoping meeting", PSD agreed to conduct one. Since there is no requirement to hold a "scoping meeting", there is no requirement to engage a court reporter to transcribe public comments. As was demonstrated that evening, considerable input was received at the "listening stations" which provided attendees who are not practiced at public speaking, a convenient and comfortable means to share ideas and participate in open discussions.

INCLUSIVE? REALLY? 1/3rd through project; where's the community consultation? The consultants also said they were 25% -30% into the project yet, to our knowledge, there has been little to no community consultation. They are, however, lobbying the legislature.

Response: No legislators have been lobbied. Information concerning public outreach is provided in Appendix Y (Public Engagement and Public Outreach Summary) of the Draft EIS.

8. *How do you decide with whom to consult?*

Response: While an initial list of "stakeholders" was developed internally, once the outreach began additional stakeholders were identified that should be consulted. Stakeholders include Hawai'i Senate and House members, City Councilmembers, State and City agency officials and staff, Neighborhood Boards, interest groups, volunteer organizations, and others. The OCCC team is ready, willing and able to meet with any individuals and organizations with an interest in the proposed project.

9. *How do people become consulted parties?*

Response: Per HAR 11-200-15(b), after publication of the EISPN in the OEQC Environmental Notice, groups or individuals can request to become a consulted party and to make written comments regarding the environmental effects of the proposed action.

Regarding your comments about disclosure in the EIS documents, since the scoping meeting was held on September 28, 2016, PSD has received many comments and questions from the public, elected officials, community groups and others. The comments and questions have helped identify

Ms. Kat Brady

SUBJECT: ENVIRONMENTAL IMPACT STATEMENT PREPARATION NOTICE FOR THE REPLACEMENT OF THE O'AHU COMMUNITY CORRECTIONAL CENTER

10/26/17

Page 4 of 24

which specific issues needed scientific or technical investigation and study and to be included within the Draft EIS. In addition, responses to all scoping meeting questions and comments will be provided within the Draft EIS, through the publication of the Public Review comment letters and our responses.

In response to your following comments about transparency and inclusivity, the information requested concerning meetings and briefings held about the proposed OCCC project is available through the Public Outreach History folder on the OCCC website as well as Appendix Y (Public Engagement and Public Outreach Summary) of the Draft EIS.

10. Who runs OCCC?

Response: PSD is responsible for operating all of Hawai'i's prisons and jails including OCCC.

11. What are they doing as alternatives to incarceration?

Response: Inmates housed at OCCC are under the jurisdiction of the Hawai'i State Judiciary (courts) and not PSD. Detainees in jail can only be released, placed in outside programs or assigned to other alternatives to incarceration by the Judiciary.

12. Who is being contracted to rebuild OCCC?

Response: The proposal to replace OCCC is currently in the planning and study stage (i.e., EIS, etc.). No contracts have been let to design or construct a new OCCC and none are anticipated in the immediate future.

13. Mass incarceration is a crime and is not working - how are we dealing with this systemic problem?

Response: We appreciate your question and suggest that it is probably best directed to the Oahu community at large, the State Legislature and the Judiciary. This EIS is for a project that is based on the objective of replacing the existing OCCC facility.

14. Could the money be used toward improvements that are more humane?

Response: Please refer to the previous response above.

15. Wouldn't most of the people incarcerated for non-violent crimes do better in programs rather than jail?

Response: For male and female offenders housed in OCCC, over 60% have been accused or are serving a sentence for crimes categorized as Felony A, Felony B, or Felony C (PSD, January 2017) while crimes categorized as Misdemeanor and Petty Misdemeanor comprise only 25% of the inmate population. As previously noted, inmates housed at OCCC are under the jurisdiction of the Judiciary and not PSD. Detainees in jail can only be released, placed in outside programs or assigned to other alternatives to incarceration by the Judiciary.

16. Why isn't the (almost) \$1 billion being spent on Native Hawaiians outside of incarceration?

Response: Preliminary cost estimates for replacing OCCC are considerably less than \$1

Ms. Kat Brady

SUBJECT: ENVIRONMENTAL IMPACT STATEMENT PREPARATION NOTICE FOR THE REPLACEMENT OF THE O'AHU COMMUNITY CORRECTIONAL CENTER

10/26/17

Page 5 of 24

billion. Preliminary cost estimates for a range of potential building solutions is attached as Appendix H (Construction Cost Estimates) in the Draft EIS.

17. How are we addressing overrepresentation and Native Hawaiian human rights?

Response: The legislature enacts the laws, the Judiciary authorizes the incarceration of individuals and the Executive Branch (PSD) enforces the laws and sentences meted out. PSD performs its mandated enforcement responsibilities under the strict controls of the United States and State of Hawai'i constitutions.

18. Why has the over-representation of indigenous men incarcerated, as outlined in the 2012 report in Hawai'i, led to no changes?

Response: Please refer to the previous response above.

19. Why don't we implement alternatives to the cash-bail system?

Response: Inmates housed at OCCC are under the jurisdiction of the Judiciary and not PSD. Detainees in jail can only be released, placed in outside programs or assigned to other alternatives to incarceration by the Judiciary. This question is best directed to the Judiciary and the State Legislature (as well as the Oahu community at large).

20. Why are there so many mentally ill people in OCCC?

Response: The Courts determine the jurisdictional placement (PSD, Hawaii State Hospital or In-Community Treatment) of all detainees, including the mentally ill (who are charged with a crime).

21. Why don't we implement a system of foster care as they do in Belgium and New York where families take in mentally ill people and care for them in a more humane manner and setting?

Response: Laws, regulations and policies governing the provision of social services are the purview of the Judiciary and the Legislature and not PSD.

22. Why are programs like Women in Transition not supported by the government?

Response: Please refer to the previous response above.

Some of the statements made in this document need clarification. Such as "individualized pre-release plans".

23. What are these "individualized pre-release plans"? (Please see response below.)

24. How are they structured? (Please see response below.)

25. Who does them? (Please see response below.)

26. Who gets them? (Please see response below.)

Response: Sentenced felons that have 24-months or less to serve on their minimum sentence, have the opportunity to participate in a furlough program if they meet the criteria to satisfy eligibility requirements. Staff work closely with offenders who have obtained the appropriate custody designation and have completed their recommended programming (i.e. education, needed treatment programs, participation on-site work lines), and have saved enough

Ms. Kat Brady

SUBJECT: ENVIRONMENTAL IMPACT STATEMENT PREPARATION NOTICE FOR THE REPLACEMENT OF THE O‘AHU COMMUNITY CORRECTIONAL CENTER

10/26/17

Page 6 of 24

money in their inmate trust accounts to develop “pre-release plans” also known as furlough plans in anticipation of their transition back to the community. Throughout their incarceration, staff work closely with offenders on improving their pro-social behaviors while recognizing the consequences of negative behaviors before it occurs. Offenders are encouraged through positive reinforcement and motivational intervention in an effort to avoid returning to custody. Upon arrival at a furlough program, the staff and the offender go over rules to follow, taught how to budget finances, shown how to re-familiarize themselves with their community's resources, are shown the correct ways to deal with difficult situations/persons, bridge gaps and establish themselves with pro-social community activities, employment, housing and other agencies to build a solid foundation for a smooth transition back home.

Regarding your comments about prioritizing the reduction of inmate population, please note that inmates housed at OCCC are under the jurisdiction of the Judiciary and not PSD. Detainees in jail can only be released, placed in outside programs or assigned to other alternatives to incarceration by the Judiciary. The proposed project is to replace an outmoded, inefficient, and costly to operate jail (i.e., community correctional center or detention center) with a modern facility and not to hide the state's social issues. Your comments and input concerning the cited Vera Institute of Justice report have been acknowledged.

In response to your comments about inmate classifications, the crime classifications for the OCCC inmate population encompass nine separate categories: Property crimes, Serious Drug offenses, Robbery, Major Violent crimes, Other Violent crimes, Revocation, Drug Paraphernalia, Sexual Assault, and All Other crimes. See OCCC Newsletter Vol. 10 (April 2017) for a complete breakdown of Age, Ethnicity, Security, Crime, Severity and Status Classification for all individuals held at OCCC (<http://dps.hawaii.gov/occc-future-plans>).

What are the plans for WCCC?

Response: Pretrial offenders, higher security female offenders and female offenders eligible for Community Release on Oahu are currently housed at OCCC. It is intended to relocate female inmates from the new OCCC (when constructed) to the Women’s Community Correctional Center (WCCC) located in Kailua. This plan to relocate females from OCCC to WCCC following development is to provide greater access to rehabilitation programs and improved family visitation although females would continue to receive intake services in the future at the new OCCC. Information concerning plans for WCCC are included within Appendix C (WCCC: Possible Plan for Expansion) the Draft EIS.

27. What plans are being made to release the women who have done all their programming and are just serving dead time awaiting release?

Response: Inmates (males and females) housed at OCCC are under the jurisdiction of the Judiciary (courts) and not PSD. Detainees in jail can only be released, placed in outside programs or assigned to other alternatives to incarceration by the Judiciary (courts).

28. What plans are being made to accommodate even more women?

Ms. Kat Brady

SUBJECT: ENVIRONMENTAL IMPACT STATEMENT PREPARATION NOTICE FOR THE REPLACEMENT OF THE O'AHU COMMUNITY CORRECTIONAL CENTER

10/26/17

Page 7 of 24

Response: It is intended to relocate female inmates from the new OCCC (when constructed) to WCCC located in Kailua. The plan to relocate females to WCCC following development of the new OCCC is to provide greater access to rehabilitation programs and improved family visitation although females would continue to receive intake services in the future at the new OCCC. Information concerning plans for WCCC are included within Appendix C (WCCC: Possible Plan for Expansion) of the Draft EIS.

29. *Is a new building being planned for WCCC? If so where, what will be the anticipated capacity of the building?*

Response: Yes, to accommodate the females to be relocated following construction of the new OCCC, additional bedspace will be developed at the WCCC. Information concerning plans for WCCC are included within Appendix C (WCCC: Possible Plan for Expansion) of the Draft EIS.

30. *Where would a new building be on the WCCC footprint?*

Response: At present, a decision as to the location of new/expanded bedspace has not been determined. However, preliminary planning is underway and is included within Appendix C (WCCC: Possible Plan for Expansion) of the Draft EIS.

31. *How much program space is being considered?*

Response: Planning for expansion to the WCCC will soon begin; at present a decision as to the amount of additional program space needed has not been determined.

32. *How much outdoor space is anticipated? Please provide a full analysis of this plan in the DEIS.*

Response: The Draft EIS will address potential impacts resulting from the relocation of female inmates from OCCC to WCCC.

In response to your comments regarding the consent decree, please see OCCC Newsletter Vol. 10 (April 2017) for a breakdown of Age, Ethnicity, Security, Crime, Severity and Status Classification for all individuals held at OCCC and available on the OCCC website (<http://dps.hawaii.gov/occc-future-plans>). Please also note that inmates housed at OCCC are under the jurisdiction of the Judiciary (courts) and not PSD. Detainees in jail can only be released, placed in outside programs or assigned to other alternatives to incarceration by the Judiciary (courts).

Regarding your comments on alternatives for the proposed project, the Draft EIS shall address alternatives including the No Action alternative. Your comments on the No Action Alternative have been acknowledged and your comments and input are appreciated.

In response to the resources you reference from the Council on Environmental Quality, please note that the proposed OCCC project will involve no federal funding, therefore there is no requirement by PSD to comply with the National Environmental Policy Act (NEPA) and its implementing regulations. The EIS process for the proposed OCCC is being carried out in accordance with HRS 343 which differs from the NEPA process in many important ways. In addition, the proposal has been and continues to be the development of a new jail facility to replace OCCC and not to

Ms. Kat Brady

SUBJECT: ENVIRONMENTAL IMPACT STATEMENT PREPARATION NOTICE FOR THE REPLACEMENT OF THE O'AHU COMMUNITY CORRECTIONAL CENTER

10/26/17

Page 8 of 24

construct a prison which serves a different purpose, has very different functions, and houses a different inmate population. While there is also a need to improve and expand the number of prison beds available in Hawai'i if inmates currently housed on the mainland are to be returned to Hawai'i, the priority is to replace OCCC which is the subject of the EIS process.

Regarding your comments on the responsiveness of PSD, please note that since the scoping meeting was held on September 28, 2016, PSD has provided written responses to every inquiry received from the public, elected officials, community groups and others. In addition, responses to all scoping meeting questions and comments have been provided within the Draft EIS.

33. *What is the number of individuals who are currently incarcerated at OCCC?*

Response: On January 27, 2017 approximately 1,171 male and 148 female inmates were housed at OCCC. Please see OCCC Newsletter Vol. 10 (April 2017) for a complete breakdown of Age, Ethnicity, Security, Crime, Severity and Status Classification for all individuals held at OCCC and available on the OCCC website (<http://dps.hawaii.gov/occc-future-plans>).

34. *What is the number of individuals in at each custody level?*

Response: Please refer to the response provided for question 33 above.

35. *What are the offenses committed by people at each custody level?*

Response: Please refer to the response provided for question 33 above.

36. *How many people are diagnosed as seriously mentally ill (SMI) at each custody level?*

Response: A gross estimate, based on the average daily census of Severe and Persistently Mentally Ill (SPMI), is approximately 696. There are also about 38 people who would be considered mentally ill, but not severe or persistent.

37. *How many people have mental health disorders yet are not diagnosed as SMI at each custody level?*

Response: Inmates with mental disorders other than SPMI, are estimated at about 80% of the entire population; most of whom suffer from either Antisocial and/or Borderline Personality Disorders, together with Substance Use and Abuse Disorders.

38. *How is the uniformed staff trained to interact with people suffering from mental health issues?*

Response: With respect to mental health treatment: staff are required to have 10 hours in initial Basic Correctional Training (BCT) and in Civilian Familiarization Training (CFT), followed by 4 hours every other year for both groups.

39. *What are people suffering from mental health issues provided with upon release from OCCC? If medication, for how long? Referrals to treatment centers? Anything else?*

Response: PSD's mental health staff create discharge plans that link or re-link inmates to the Department of Health (DOH), Adult Mental Health Division (AMHD) and/or the Department of Human Services (Medicaid) system of care. PSD's Reentry Office is establishing a system

Ms. Kat Brady

SUBJECT: ENVIRONMENTAL IMPACT STATEMENT PREPARATION NOTICE FOR THE REPLACEMENT OF THE O‘AHU COMMUNITY CORRECTIONAL CENTER

10/26/17

Page 9 of 24

where offenders, prior to release, are put in touch with various agencies, service providers and faith-based organizations, based on their needs, so that upon release, there is no lag time for securing housing, medical/mental health coverage, proper identification, etc.

40. *How many suicides have taken place at OCCC per month over the last 18 months at each custody level?*

Response: There has been one suicide at OCCC over the last two years. The person was at a community custody level.

41. *How many people are incarcerated for nonviolent drug crimes (possession) at each custody level?*

Response: Please refer to OCCC Newsletter Vol. 10 (April 2017) for a breakdown of Age, Ethnicity, Security, Crime, Severity and Status Classification for all individuals held at OCCC and available on the OCCC website (<http://dps.hawaii.gov/occc-future-plans>).

42. *What is the number of people incarcerated for specific drugs (what drugs?) at each custody level?*

Response: Please refer to the response provided for question 41 above.

43. *At what custody levels are drug violators generally kept for specific drugs?*

Response: Please refer to the response provided for question 41 above.

44. *How many individuals were houseless at the time of arrest and incarceration?*

Response: PSD does not keep statistics on how many houseless people have served time in OCCC over the past year.

45. *How many individuals are incarcerated because they could not make bail?*

Response: Please refer to the below table for a recent distribution of inmates who did not, or were unable to pay the specified bail amount. Please also note that these numbers are subject to change.

Bail or Bond	Status	
	Pretrial Felon	Pretrial Misdemeanant
0	65	6
\$1-100	21	20
\$101-200	11	8
\$201-500	25	26
\$501-1000	17	34
\$1001-2000	20	18
Greater than \$2000	587	17
None Entered	66	9

46. *What was the level of bail that those detainees could not meet?*

Response: Please refer to the response provided for question 45 above.

Ms. Kat Brady

SUBJECT: ENVIRONMENTAL IMPACT STATEMENT PREPARATION NOTICE FOR THE REPLACEMENT OF THE O'AHU COMMUNITY CORRECTIONAL CENTER

10/26/17

Page 10 of 24

47. *How many Hawaiians (including part-Hawaiian) are incarcerated at OCCC?*

Response: Please refer to the OCCC Newsletter Vol. 10 (April 2017) for a breakdown of Age, Ethnicity, Security, Crime, Severity and Status Classification for all individuals held at OCCC and available on the OCCC website (<http://dps.hawaii.gov/occc-future-plans>).

48. *For what offenses are Hawaiians incarcerated at OCCC? (Felonies, Misdemeanors (including Petty), Pre-Trial, and Probation Violators)?*

Response: Crime classifications for the OCCC inmate population, including Native Hawaiians, encompass nine separate categories: Property crimes, Serious Drug offenses, Robbery, Major Violent crimes, Other Violent crimes, Revocation, Drug Paraphernalia, Sexual Assault, and All Other crimes. For all male and female offenders housed in OCCC, over 60% have been accused of or are serving a sentence for crimes categorized as Felony A, Felony B, or Felony C (PSD, January 2017).

49. *At what custody levels are Hawaiians held at OCCC? Please list all levels.*

Response: Severity of offense among the inmate population at OCCC, including Native Hawaiians, is classified into one of seven categories: Felony A, Felony B, Felony C, Misdemeanor, Technical Offense, Petty Misdemeanor, and Violations. Felony C offenses comprise 43% of the male inmate population, Misdemeanors account for 16%, Felony B offenses account for 13%, Technical offenses account for 12%, Petty misdemeanor account for 8%, Felony A offenses 6%, and Violations 2%. Felony C offenses account for 41% of the female OCCC population, Petty Misdemeanor offenses account for 19%, Technical offenses account for 14%, Misdemeanors and Felony B offenses each account for 11%, Felony A accounts for 3% and Violations 1%.

50. *What is the transition plan provided to those being released from OCCC?*

Response: PSD's Reentry Office is establishing a system where offenders, prior to release, are put in touch with various agencies, service providers and faith-based organizations, based on their needs, so that upon release, there is no lag time for securing housing, medical/mental health coverage, proper identification, etc. See also: Community Resource Guide 2017: <https://dps.hawaii.gov/wp-content/uploads/2017/01/PSD-Community-Resource-Guide-2017.pdf>

51. *What programs are offered at OCCC?*

Response: Programs include: psychosocial and therapeutic treatment groups for Severe and Persistently Mentally Ill (SPMI) inmates: Religious Services: Library Services: Adult Basic Education (ABE): High School Equivalency Test (HISET); Graduate Equivalency Diploma: Yoga: Cognitive skills: Hawaiian Culture Classes: Creative Writing, Serve Safe: Academic classes: Independent studies: Alcoholics Anonymous: Narcotics Anonymous: and Mental Health Services among others.

52. *What custody levels must one be at in order to access programming (please be specific)?*

Response: Programming is provided to inmates at all custody levels.

53. *How many work furlough programs are available on O'ahu (please name them and the population*

they serve)?

Response: Work furlough programs for inmates at OCCC include Laumaka Work Furlough Center and Module-20, WCCC inmates utilize the Bridge work furlough program, and a work furlough program at the Fernhurst YWCA also serves the greater community.

54. *What are the criteria for entry into a work furlough facility?*

Response: Individuals must have earned and been classified as “Community Custody.” See also the PSD website for the 2016 Annual Report for additional information.

55. *How many "walk-aways" have occurred in the last 2 years by month at each facility?*

Response: Please refer to the below table.

2015					
Total: 44					
January	3 (2 F, 1 EF)	May	1 (1 F)	September	5 (3 F, 1 EF)
February	4 (3 F, 1 EF)	June	0	October	2 (1 F, 1 EF)
March	1 (1 F)	July	4 (2 F, 2 EF)	November	6 (5 F, 1 EF)
April	10 (9 F, 1 EF)	Aug	8 (7 F, 1 EF)	December	0
2016					
Total: 15					
January	1 (1 EF)	May	2 (2 F)	September	3 (2 F, 1 EF)
February	2 (1 F, 1 EF)	June	1 (1 F)	October	0
March	1 (1 F)	July	1 (1 F)	November	1 (1 F)
April	1 (1 EF)	Aug	1 (1 F)	December	1 (1 F)
<hr/>					
Note: Furlough (F); Extended Furlough (EF)					

56. *What actions have been taken to address the "walk aways"?*

Response: Addressing the issues of “walkaways” is dependent on the behavior of the individual. Each case is reviewed independent of each other as behavior(s) that precipitated the “walkaway” may only be a symptom of a deeper issue that needs to be treated and/or addressed by the individual. Thus, case plans are developed for these individuals based their identified highest risk and need.

57. *Has the bedbug problem been adequately addressed at Module 20?*

Response: Yes, the bedbug problem at Module 20 has been adequately addressed.

58. *What has been done to address the problem?*

Response: To address the problem, an exterminator has been contracted, regular inspections are being performed, and application services have been put in place.

Ms. Kat Brady

SUBJECT: ENVIRONMENTAL IMPACT STATEMENT PREPARATION NOTICE FOR THE REPLACEMENT OF THE O‘AHU COMMUNITY CORRECTIONAL CENTER

10/26/17

Page 12 of 24

59. *Have the people in Module 20 been given medical treatment re bedbug bites, if needed?*

Response: Yes, the inmates have been given medical treatment for bedbug bites, if needed.

In response to your questions and comments about community input, please refer to the previous response provided following question 7. Details about community input can also be found in Appendices A, Y, and Z of the Draft EIS.

60. *What cultural analysis has or will be done for the sites that have been or will be reviewed?*

Response: The Draft EIS will include a Cultural Impact Assessment that addresses each project location (please refer to Appendix M of the Draft EIS).

61. *Will cultural monitors be available?*

Response: The need for cultural monitors will be determined based on the results of the EIS studies.

62. *Does this mean that soil samples, environmental analysis and community outreach will be conducted for each of the sites yet to be determined?*

Response: The Draft EIS addresses the affected environment, potential project impacts, and measures to mitigate those impacts at the four alternative OCCC project sites as well as the WCCC. Community outreach activities will also continue throughout the duration of the EIS process.

63. *How will the community, with lots of cultural resources, have input if your analysis is incorrect?*

Response: The public will be invited to review and comment upon the Draft EIS, which will include a Cultural Impact Assessment report that addresses each project location.

64. *How will you define community values?*

Response: Community values will be defined based on information gleaned from previous plans and studies done for the individual study areas as well as through the considerable volume of public input provided to date, and following the publication of the EISPN.

65. *How are the values of the communities considered in the EIS?*

Response: Community values will be considered the EIS via the project's conformance with established planning documents that articulate community values, such as the as the Oahu General Plan, the Hawai‘i State Plan and other such documents.

66. *How will data be collected on community values from the various sites?*

Response: The EIS will rely on various planning documents developed by the City and County of Honolulu and the State of Hawai‘i which are reflective of community goals, priorities, values and preferences. Community values are also communicated to the OCCC team through public input provided throughout the planning and EIS preparation process.

67. *What if the community has values that are not being considered, how will that be reflected?*

Ms. Kat Brady

SUBJECT: ENVIRONMENTAL IMPACT STATEMENT PREPARATION NOTICE FOR THE REPLACEMENT OF THE O‘AHU COMMUNITY CORRECTIONAL CENTER

10/26/17

Page 13 of 24

Response: The public will be invited to review and comment upon the Draft EIS so that changes and/or additions may be included in the Final EIS.

68. *What process will be used to gather real community input?*

Response: Please refer to previous responses concerning community input discussed at the beginning of this letter. Additional information can also be found in Appendices A, Y, and Z of the Draft EIS.

69. *What community consultation has been or will be employed during the EIS process?*

Response: Please refer to Appendices A, X, Y, and Z of the Draft EIS, which detail the public outreach efforts to date. While the public engagement is on-going, the Draft EIS will have its own 60-day Public Review period. PSD intends to maintain its extensive community outreach and involvement activities during preparation of the Draft and Final EISs.

70. *Is a public hearing considered community consultation?*

Response: A public hearing is one form of community consultation, but not necessarily the only form of consultation, especially when participants are not experienced public speakers.

71. *Will a list of cultural, environmental, resource, and communication consultants be made available for the public? Please publish that list with contracts, compensation, scope of services and amounts in the DEIS.*

Response: As required by HAR 11-200-17(o), a list of persons, firms or agencies who were involved in preparing the EIS will be included. Information concerning the scope of work, deliverables, etc. are available from DAGS.

72. *The Board of Water Supply highlighted monitoring reports that indicate that contaminants are currently seeping into the aquifer under the Red Hill Fuel tank facility. Has this affected the quality of the water at Halawa Correctional Facility? Please provide any reports or links to same.*

Response: The Halawa Correctional Facility relies upon potable water supplied by the Honolulu Board of Water Supply; it does not rely upon on-site wells for its drinking water supply. Therefore, any potential groundwater contamination in the area does not affect the quality of drinking water at the facility. In addition, the U.S. Navy is proceeding with plans to install a well on the Halawa Correctional Facility property to monitor groundwater quality in the area of the correctional facility. PSD is cooperating with the U.S. Navy in its efforts to install the monitoring well.

73. *If there was or could be a problem with the water quality in Halawa would you still consider Halawa a site for the jail?*

Response: The Halawa Correctional Facility relies upon potable water supplied by the Honolulu Board of Water Supply; it does not rely upon on-site wells for its drinking water supply. Therefore, any potential groundwater contamination in the area does not affect the quality of drinking water at the facility and does not preclude the Halawa Correctional Facility site from being considered as a potential site for the proposed OCCC.

74. *What precautions are currently being undertaken to protect the health and safety of the community as well as the people who live and work in Halawa Correctional Facility?*

Response: PSD’s highest priority is the health and safety of the communities surrounding each of its institutions and all efforts are directed towards that goal. All programs to rehabilitate inmates and precautions to prevent escapes that have been in place for the original Halawa Jail and later the Halawa Medium Security Facility, continue to be in place today. See the PSD website for details of the Halawa Correctional Facility's operations.

75. *What is the square footage of the entire OCCC complex?*

Response: The current OCCC property comprises approximately 16.48 acres of land or approximately 718,000 square feet.

76. *What is the square footage required per individual living space to meet constitutional standards?*

Response: There are few published space requirements outlined for Detention Facilities (Jails). The American Correctional Association (ACA) offers a publication that outlines “Performance – Based Standards for Adult Local Detention Facilities”. This publication provides recommended space allocations for key elements of the design program (i.e. - cell size, day rooms, and outdoor recreation). Other space allocations are developed to support and facilitate the facility’s mission, which is governed by the facility’s size and policies (i.e. – programming, food service, and medical services).

Recommended Standard:

- Single occupancy cell: 35 square feet (sf) of unencumbered space per occupant with a minimum of 70 sf of total floor space
- Multi-occupancy cell: 25 sf of unencumbered space per occupant
- Day Room: 35 sf per inmate based on the total number of inmates who used the space at one time
- Recreation: 15 sf per inmate, no less than 500 sf with 18-foot ceiling height

Proposed Space Program:

- Typical cell size: 80 sf for two occupants
- Day Room: 35 sf per inmate based on the total number of 64 inmates per living pod
- Recreation: 15 sf per inmate, 960 sf based on the total number of 64 inmates per living pod

77. *How is space for medical and dental care, infirmary, programming, confidential attorney-client calls/ meetings, visitation allocated?*

Response: Space allocation for medical and dental care, infirmary, programming, confidential attorney-client calls/meetings, and visitation are based on industry best practices in support of the facility’s mission and policies. Medical, dental, infirmary, and mental health care will be provided on-site to support the facility’s needs. Video visitation will be the primary means of visitation with limited contact visitation located in close proximity to the hearing rooms.

Proposed Space Program:

- Medical services: 18,600 total gross sf

Ms. Kat Brady

SUBJECT: ENVIRONMENTAL IMPACT STATEMENT PREPARATION NOTICE FOR THE REPLACEMENT OF THE O'AHU COMMUNITY CORRECTIONAL CENTER

10/26/17

Page 15 of 24

- Inmate Program Services: 7,900 total gross sf
- Visitation: 3,700 total gross sf

78. *Is there published guidance/standards for space allocation?*

Response: The American Correctional Association and other similar organizations have developed standards and guidelines concerning the amount and allocation of space for purposes of planning new correctional institutions.

79. *What agency provides oversight authority on space allocation?*

Response: Please refer to the response for question 78 above.

80. *Have economies of scale been considered -that is moving food and other facility services to the footprint of the current OCCC because it is centrally located among O'ahu facilities? Please provide that detailed analysis.*

Response: No consideration has been given to relocating food service, laundry or other services to the site of the existing OCCC in part due to the fact that such relocations would be costly and inefficient. In addition, the site of the existing OCCC facility is not centrally located among other PSD facilities on Oahu (i.e., Halawa Correctional Facility, Women's Community Correctional Center, and Waiawa Correctional Facility).

81. *How many people imprisoned at OCCC are there for substance misuse or substance-involved crimes?*

Response: Crime classifications for the OCCC inmate population encompass nine separate categories. Among male and female inmates, Property crimes account for 29% followed by All Other crimes (25%), Revocation (12%), Other Violent crimes (10%), Serious Drug offenses (10%), Robbery (5%), Drug Paraphernalia (4%), Major Violent crimes (2%), and Sexual Assault (3%). Newsletter Vol. 10, published in April 2017, was largely devoted to understanding the current make-up of the OCCC inmate population and is available at: <http://dps.hawaii.gov/occc-future-plans>.

82. *How many people imprisoned at OCCC have mental health issues? Please break down the numbers of those with Severe Mental Illness and those who have mental health issues but are not diagnosed as severely mentally ill.*

Response: A gross estimate based on the average daily census of SPMI inmates is approximately 696. There are also approximately 38 people who would be considered mentally ill, but not severe or persistent. Inmates with mental disorders other than SPMI are estimated at approximately 80% of the entire population; most of whom suffer from either Antisocial and/or Borderline Personality Disorders, mixed with Substance Use and Abuse Disorders.

83. *How many people are on suicide watch? Please give the numbers per month for the last 2 years*

Response: Over a 12-month period approximately 450-600 people were on Suicide Watch at OCCC.

84. *What kind of training is provided to staff regarding interactions with incarcerated persons suffered from mental health, substance abuse, and suicide issues? Please describe the programs, the curricula, and the staffing for those training programs as well as the line staff who are trained.*

Response: With respect to mental health treatment, training includes:

- 10 hours in initial Basic Correctional Training (BCT) and in Civilian Familiarization Training (CFT), followed by 4 hours every other year for both groups.
- Hours of Training on Physical “Takedowns” (inmate in prone position): <10 hours or 2.8%
- Defensive Tactics: “Takedowns” - < 8 hours of a 40-hour course
- Cell Extraction: “Takedowns” - < 2 hours of an 8-hour course
- Hours of Training on “Treatment” (specific to inmate programs, services): 41.5 hours or 11.4%
- Crisis Intervention – 24 hours
- Intake and Assessment – 3 hours
- Care and Supervision – 4.5 hours
- Special Populations – 4 hours
- Medical and Mental Health – approximately 6 hours

Course Breakdown:

- 6.7% of the 360-hour course is spent on Professionalism, Ethics, Law and Mandatory Civil Rights Training
- 6.8% of the 360-hour course is spent on Officer Wellness, Fitness and Stress Management
- 8.3% of the 360-hour course is spent on Officer Safety
- 8.9% of the 360-hour course is spent on Crisis Intervention, Mental Health Issues
- 12.2% of the 360-hour course is spent on Communication
- 22.8% of the 360-hour course is spent on Supervising inmates
- High Liability Areas:
 - 13.3% of the 360-hour course is spent on Firearms Training
 - 15.6% of the 360-hour course is spent on Defensive Tactics, Ground Attack and Edged Weapon Defense
 - 3.6% of the 360-hour course is spent on UOF/Decision Making

85. *How often is the training?*

Response: Please refer to the response to question 84 above.

86. *How does the department of public safety keep abreast of current research and practices?*

Response: PSD keeps up with current research and evidence-based practices by the continual participation in National Institute of Corrections, Bureau of Justice, Council of State Governments, other national agencies and networking with local community agencies as well. It is the responsibility of the PSD Director and Deputy Directors to see that staff are up to date on current national trends in reference to evidence-based practices. PSD’s Deputy Director for Administration and her staff are utilized as regulators to insure that PSD is meeting the standards set through quality and assurance audits and checks.

Ms. Kat Brady

SUBJECT: ENVIRONMENTAL IMPACT STATEMENT PREPARATION NOTICE FOR THE REPLACEMENT OF THE O'AHU COMMUNITY CORRECTIONAL CENTER

10/26/17

Page 17 of 24

87. *Whose responsibility in DPS is it to do that?*

Response: Please refer to the response to question 86 above.

88. *How is that information/research circulated throughout the agency & facility staff?*

Response: Information is disseminated during staff meetings, posted on bulletin staff boards, and/or placed in staff mail boxes. Information is also presented during training sessions; one-on-one discussions, telephone conferences, etc.

89. *How are new evidence-based strategies learned from the research implemented?*

Response: The Department is in regular contact with the National Institute of Corrections, Council of State Governments, Bureau of Justice, American Correctional Association, and various universities specializing in criminal justice practices on the evidence-based research on corrections. Evidence-based strategies learned from research are implemented in various forms. PSD often utilizes the Train the Trainer (T4T) format; web-based formats and curriculums that data can be captured and which can be validated.

90. *What new programs and protocols have been put in place because of the research on effective programs with this population?*

Response: PSD continues to utilize on-going, evidence-based practices at OCCC through training with its social work staff. Assessment tools such as the Ohio Risk Assessment Screening (ORAS) instrument is used by the Oahu Intake Services Centers' Intake Workers for Bail Reports; and the Furlough Centers utilize the Level of Service Inventory Revised (LSI-R) and Adult Substance Surveys as their methods of assessing and screening an individual's appropriateness for community placement. These screening and assessment tools then give the workers the necessary information to determine what types of services the inmates need.

91. *Is there a jail diversion program at OCCC? If so, how many people have been diverted in the last two years and to where were they diverted?*

Response: Diversion programs are utilized when appropriate. Assessment based needs are provided in collaboration with community services. If diversion is appropriate, programming is provided within the institution.

92. *What kind of programs does OCCC have to address the needs of the population there?*

Response: Programs include: psychosocial and therapeutic treatment groups for Severe and Persistently Mentally Ill (SPMI) inmates; Religious Services; Library Services i.e., Law Library and Recreational Library; Adult Basic Education (ABE); High School Equivalency Test (HISSET); General Educational Development (GED); Yoga; Cognitive skills; Hawaiian Culture Classes; Creative Writing; Serve Safe; Academic classes; Independent studies; Alcoholics Anonymous; Narcotics Anonymous; and Mental Health Services among others.

93. *What mental health programs are available to people needing help at OCCC? Please list the program, the number of participants, the waiting list for the program(s) and the number of*

Ms. Kat Brady

SUBJECT: ENVIRONMENTAL IMPACT STATEMENT PREPARATION NOTICE FOR THE REPLACEMENT OF THE O'AHU COMMUNITY CORRECTIONAL CENTER

10/26/17

Page 18 of 24

completions.

Response: Programs include: psychosocial and therapeutic treatment groups for Severe and Persistently Mentally Ill (SPMI) inmates; Religious Services; Library Services i.e., Law Library and Recreational Library; Adult Basic Education (ABE); High School Equivalency Test (HSET); General Educational Development (GED); Yoga; Cognitive skills; Hawaiian Culture Classes; Creative Writing; Serve Safe; Academic classes; Independent studies; Alcoholics Anonymous; Narcotics Anonymous; and Mental Health Services among others.

94. *What substance abuse programs are at OCCC? Please list the program, the number of participants, the waiting list for the program and the number of completions.*

Response: Please refer to the response to question 93 above.

95. *What kind of assistance is provided to people who transition back to the community from jail? Is there a discharge plan? Who does the planning? Please describe in detail the department's discharge planning for the OCCC population.*

Response: PSD's Reentry Office is establishing a system where offenders, prior to release, are put in touch with various agencies, service providers and faith-based organizations, based on their needs, so that upon release, there is no lag time for securing housing, medical/mental health coverage, proper identification, etc. See also: Community Resource Guide 2017: <https://dps.hawaii.gov/wp-content/uploads/2017/01/PSD-Community-Resource-Guide-2017.pdf>

96. *We understand that OCCC recently instituted non-contact visits. How does this help people stay connected to those they love with no contact? How does this help people who will be back in the community after less than a year in jail?*

Response: The visitation program allows for visual and verbal interaction 7 days a week. This promotes the continued connection between jail detainees and their family and social circles.

97. *With the huge population at OCCC and only 5 visitor kiosks, will people be denied visits? How will the department address this?*

Response: No, people are not denied visits to OCCC. Although not yet designed, it is intended for the new OCCC facility to have sufficient space for visitation in addition to utilizing modern telecommunications systems.

98. *Since the department has extended visits to 7 days a week, have there been costs for extra staffing to accomplish this?*

Response: There have been no additional costs to extend visitation to 7 days a week. Information concerning visitation are available via the PSD website.

99. *Has DPS contracted with retired employees to cover the visits? Please outline the costs and or process for the hiring of retirees, if that is being done.*

Response: No. Visitation has regularly occurred without the hiring of retired employees.

100. *How many staff are required for each visit?*

Ms. Kat Brady

SUBJECT: ENVIRONMENTAL IMPACT STATEMENT PREPARATION NOTICE FOR THE REPLACEMENT OF THE O'AHU COMMUNITY CORRECTIONAL CENTER

10/26/17

Page 19 of 24

Response: Three visit room Adult Corrections Officers.

101. How many visits have taken place thus far?

Response: Between October 2016 and July 2017, there have been approximately 3,927 visits for an average of 112 per week.

102. Is there a waiting list for visitation?

Response: There is no wait list for the new visitation schedule or evidence of it. Visitation continues on a weekly basis. The facility affords 55 slots/opportunities for an inmate visit each day of the week excluding holidays.

103. How is that handled?

Response: There is no waiting list for visitation (please refer to the response to question 102 above).

104. Are special visits allowed (a loved one visiting from another island/country)?

Response: Yes, special visits are allowed.

105. How does one request this?

Response: The detainee submits a written request for a special visit to his/her Case Manager. Information concerning requests for visitation are available via the PSD website.

106. Is there a queue for visits?

Response: Whether there is a queue depends upon the volume of visits scheduled for a particular day. Some days there is a queue and other days there is not.

107. Has the number of infractions/write-ups increased or decreased since the visitation was extended to 7 days a week?

Response: There has been a reduction of visit room related infractions and overall control has improved. However, infractions in general, still occur, as in all correctional institutions.

108. Have there been problems/complaints about the short, non-contact visits?

Response: There has been a minimal number of complaints about the short, non-contact visits.

109. Have you asked the imprisoned person and visitors their opinions of this new arrangement? If so, what were the evaluations of this new system?

Response: Inmates and visitors have not been surveyed for their opinions about OCCC visitation policies.

110. What is the OCCC budget? Please break down the budgets for the last 2 years, separating out the costs for overtime, equipment, salaries, etc.

Response: Please refer to the table below.

Ms. Kat Brady

SUBJECT: ENVIRONMENTAL IMPACT STATEMENT PREPARATION NOTICE FOR THE REPLACEMENT OF THE O‘AHU COMMUNITY CORRECTIONAL CENTER

10/26/17

Page 20 of 24

The following table shows the appropriation for PSD 407-OCCC:

Descriptions	FY 16	FY 15	FY 14
	7/1/15 - 6/30/16	7/1/14 - 6/30/15	7/1/13 - 6/30/14
Payroll	28,484,703	25,515,076	24,315,692
Other Current Expenses	5,042,578	5,217,578	4,715,862
Equipment	-	36,750	-
Motor Vehicle	-	-	-
TOTAL	33,527,281	30,769,404	29,031,554

*Payroll includes Collective Bargaining

**Budgeted total is the Appropriation plus Collective Bargaining

The appropriation only reflects PSD 407-OCCC, it does not include the budgets for program services, health care services, food services and centralized administrative costs.

111. Have there been sexual assaults at OCCC in the last two years by month?

Response: Please refer to the PSD PREA (Prison Rape Elimination Act of 2003) reports: <http://dps.hawaii.gov/policies-and-procedures/pp-prea/>.

112. How many sexual assaults have been inmate on inmate in the last two years by month?

Response: Please refer to the PSD PREA reports: <http://dps.hawaii.gov/policies-and-procedures/pp-prea/>.

113. How many sexual assaults have been staff on inmate in the last two years by month?

Response: Please refer to the PSD PREA reports: <http://dps.hawaii.gov/policies-and-procedures/pp-prea/>.

114. Since PREA was enacted has Hawai'i's been compliant?

Response: Yes, Hawai'i has been compliant with PREA.

115. Did Hawai'i pass the 2016 PREA audit?

Response: Yes, Hawai'i passed the 2016 PREA audit.

116. Has Hawai'i passed any PREA audit since its passage?

Response: Yes, Hawai'i has passed PREA audits.

117. If not, why not?

Ms. Kat Brady

SUBJECT: ENVIRONMENTAL IMPACT STATEMENT PREPARATION NOTICE FOR THE REPLACEMENT OF THE O'AHU COMMUNITY CORRECTIONAL CENTER

10/26/17

Page 21 of 24

Response: Hawai'i has passed PREA audits.

118. What is the impediment to compliance?

Response: Hawai'i has passed PREA audits.

Your following comments regarding community concern and involvement with social issues have been acknowledged and your comments and input are appreciated.

In response to the comments in your second letter regarding the release of the 11 alternative sites, while the Legislature's initial allocation of \$5 million is being devoted to initial planning, programming and space allocation, EIS preparation, public outreach and other tasks and activities, the second \$5 million allocated in a prior Legislative session for OCCC remains unspent.

In addition, at the time of the publication of the EISPN, the range of possible sites was limited to OCCC and the Halawa Correctional Facility. During the months following EISPN publication, PSD and its consultant team expanded the list of prospective sites to a total of 12 which was made public as soon as possible.

119. What legislators have been lobbied?

Response: No legislators have been lobbied. The information requested concerning meetings and briefings held with State and County elected officials about the proposed OCCC project is provided in Appendix Y (Public Engagement and Public Outreach Summary) of the Draft EIS.

120. How many meetings have been conducted with each legislator?

Response: Please refer to the above response to question 119.

121. When did those meeting take place? Please list all dates and times.

Response: Please refer to the above response to question 119.

122. What agencies have been consulted?

Response: The information requested concerning meetings with Federal, State and County agencies about the proposed OCCC project is provided in Appendix Y (Public Engagement and Public Outreach Summary) of the Draft EIS.

123. Who was consulted at each agency? Please list name and title. When were they consulted? Please list dates and time of all meetings.

Response: Please refer to the above response to question 122.

124. What stakeholder groups have been consulted?

Response: Please refer to the above response to question 122.

Ms. Kat Brady

SUBJECT: ENVIRONMENTAL IMPACT STATEMENT PREPARATION NOTICE FOR THE REPLACEMENT OF THE O‘AHU COMMUNITY CORRECTIONAL CENTER

10/26/17

Page 22 of 24

125. Who are the people at each stakeholder group who were consulted? Please give name and title.

Response: Please refer to the above response to question 122.

126. When were these stakeholder groups consulted? Please list all dates and times of meetings.

Response: Please refer to the above response to question 122.

127. Who were the lead people at each stakeholder group consulted? Please list all names and titles, where appropriate.

Response: Please refer to the above response to question 122.

128. Who in the public has been contacted? Please give names and dates of each contact and the results of those meetings.

Response: Information concerning meetings held with the public concerning the OCCC planning and siting process is provided in Appendix Y (Public Engagement and Public Outreach Summary) of the Draft EIS.

Your subsequent comments regarding the Hawai‘i Justice System have been acknowledged and your comments and input are appreciated. In addition, the proposal is to develop a new jail facility to replace OCCC with little or no overall increase in the number of jail beds available on Oahu.

129. When did you know about the 11 sites?

Response: PSD began soliciting prospective sites in July 2016 and throughout the months of July to November 2016, 9 sites became available for OCCC consideration (in addition to the existing OCCC site and the Halawa Correctional Facility). PSD disclosed all 11 sites once it became apparent no additional sites were likely to become available for consideration.

130. Why didn't the EISPN wait to be released until you had adequate information?

Response: For purposes of the EISPN, its contents were considered sufficient to initiate the EIS process and begin the public discussion concerning the purpose and need for a new OCCC and similar topics.

131. Who are the contractors who worked on identifying sites?

Response: The State of Hawai‘i is being supported by a consultant team led by Architects Hawaii Ltd. (AHL) and comprising the following subconsultants: CommPac, Integrus Architects, Louis Berger U.S., Wilson Okamoto, Inc., Cummings, Newmark Grubb CBI, Inc., CBRE, and ECS, Inc. AHL, Newmark Grubb CBI, Inc. and Louis Berger are largely involved in identifying prospective sites.

132. What firms were contracted or subcontracted to do this work?

Response: Please refer to the above response to question 131.

133. Who are the people actually engaged from the named firms?

Ms. Kat Brady

SUBJECT: ENVIRONMENTAL IMPACT STATEMENT PREPARATION NOTICE FOR THE REPLACEMENT OF THE O'AHU COMMUNITY CORRECTIONAL CENTER

10/26/17

Page 23 of 24

Response: Please refer to the above response to question 131. The firms named are ultimately responsible for their staff's work, so names of staff will not be provided.

134. What is the scope of work for each contractor/subcontractor?

Response: Information concerning the consultant team's scope of work is available upon request from DAGS.

135. Who is representing the department of public safety in these discussions?

Response: The Department of Public Safety is represented by Nolan Espinda (Director) and Clayton Shimazu (Chief Planner).

136. How much is each contractor/subcontractor being paid to perform said work?

Response: Information concerning the consultant team's fees is available upon request from DAGS.

137. What expertise in this area does the department of public safety person(s) have?

Response: PSD is responsible for planning and implementing capital improvements at all its facilities and has experienced professionals overseeing the proposed OCCC project.

138. Who are the large landowners who have been consulted? Please identify by name and TMK.

Response: The following organizations were consulted: the Hawai'i Department of Land and Natural Resources, Hawai'i Department of Transportation, and the Hawai'i Department of Agriculture, the U.S. General Services Administration, the U.S. Navy; the Department of Hawaiian Home Lands; Hunt Development Group; Kamehameha Schools; Castle & Cooke; and RMR Real Estate Services.

139. What entities or persons in the real estate community have been consulted? Please list entity and name of consulted party.

Response: Approximately 30 commercial and industrial real estate brokers representing approximately 20 companies comprise the realtors who have been contacted throughout the OCCC planning effort. In addition, Newmark Grubb CBI, Inc. is a member of the AHL-led consultant team and provides real estate advisory support and guidance throughout the planning and siting process.

140. Who in the public has been contacted about land for a new OCCC? Please list all names, dates and times of contacts.

Response: In August 2016, PSD solicited prospective sites from the Oahu real estate community, large land owners and State and Federal government agencies via a Site Offer Form that was widely distributed and posted on the OCCC website. The Site Offer Form has been reissued on several occasions including most recently February 3 and February 27, 2017. Throughout this time, the OCCC team has used every occasion to invite individuals and organizations to offer prospective sites for consideration. At this time, 12 sites have been considered for possible OCCC development.

Ms. Kat Brady

SUBJECT: ENVIRONMENTAL IMPACT STATEMENT PREPARATION NOTICE FOR THE REPLACEMENT OF THE O'AHU COMMUNITY CORRECTIONAL CENTER

10/26/17

Page 24 of 24

141. What were the results of those meeting? Please detail all discussions held thus far.

Response: Please refer to the above response to question 140.

Your comments on the EISPN and the planning process are appreciated and will be included in the Draft EIS.

Sincerely,

PBR HAWAII & Associates, Inc.


A handwritten signature in black ink that reads "Vincent R. Shigekuni". The signature is written in a cursive style with a large, stylized 'V' and 'S'.

Vincent Shigekuni

cc: Office of Environmental Quality Control
Department of Public Safety
Department of Accounting and General Services

O:\Job32\3201.01 OCCC Relocation_Expansion EIS\EIS\EISPN\Responses\Community Responses\Response - K. Brady
(Community Alliance on Prisons).docx

RECEIVED
NOV 21
PBR HAWAII



P.O. Box 37158, Honolulu, Hawai`i 96837-0158
Phone: 927-0709 henry.lifeoftheland@gmail.com

November 21, 2016

Lance Maja, lance.y.maja@hawaii.gov
Department of Accounting and General Services,
Public Works Division, Planning Branch
1151 Punchbowl Street, Room 430,
Honolulu, HI 96810

Vincent Shigekuni, OCCC@pbrhawaii.com
PBR Hawaii & Associates, Inc.
1001 Bishop Street, Suite 650,
Honolulu, HI 96813

Scott Glenn <scott.glenn@doh.hawaii.gov>
Office of Environmental Quality Control
235 South Beretania Street, Suite 702
Honolulu, Hawai`i 96813

Re: Replacement of the Oahu Community Correctional Center (OCCC) EISPN

Life of the Land is Hawai`i's own energy, environmental and community action group advocating for the people and `aina for 46 years. Our mission is to preserve and protect the life of the land through sound energy and land use policies and to promote open government through research, education, advocacy and, when necessary, litigation.

Per instructions that may be legal, but are not applicable to most federal, state, and county agencies, DPS and/or the consultant allege that the comments can only be snail mailed or hand-delivered to PBR. We chose hand delivery. We have also emailed copies to DAGS and OEQC.

Academy of Architecture for Justice

The Academy of Architecture for Justice (AAJ) held its annual meeting in Honolulu in November. Department of Public Safety (DPS) staff attended.

1. Which DPS staff members attended? What lessons were learned that will be incorporated into designing the new jail?

Norway

DPS staff went to Norway last year to learn about the Norwegian system, which is cheaper to operate, and has lower recidivism rates.

2. Which DPS people went to Norway?

3. What lessons were learned that will be incorporated into the new jail?

Jail Design

Although the applicants at the EIS Scoping meeting specifically said that design and site selection were not to be discussed at the meeting, they clearly are part and parcel to the formal environmental review process.

4. Does daylighting reduce stress levels for (a) ACOs, (b) staff, (c) inmates? Please provide any notes, analysis, or documents referenced in your planning process for the new OCCC.

5. Do noise dampening tiles reduce stress levels for (a) ACOs, (b) staff, (c) inmates? Please provide any notes, analysis, or documents referenced in your planning process for the new OCCC.
6. Does vegetation reduce stress levels for (a) ACOs, (b) staff, (c) inmates? Please provide any notes, analysis, or documents referenced in your planning process for the new OCCC.
7. Does use of fenced in outdoor areas reduce stress levels for (a) ACOs, (b) staff, (c) inmates? Please provide any notes, analysis, or documents referenced in your planning process for the new OCCC.
8. Do housing inmates in small 4-12 person self-contained units reduce stress levels for (a) ACOs, (b) staff, (c) inmates? Please provide any notes, analysis, or documents referenced in your planning process for the new OCCC.
9. Which is more effective for (a) maintaining control within the jail, and (b) safety of the community from formerly incarcerated people: (1) restricting lost rights of inmates just to living in jail, (2) restricting lost rights to living in jail and controlling their clothes/appearance and their movement within jail, or (3) treating them like animals and seeking to break them mentally?

Programming

10. Which programs have been offered to jailed incarcerated people over the past five years?
11. Please list the beginning and ending date for each program, the number of incarcerated people who enrolled in each program, and the number of incarcerated people who completed each program?
12. How many inmates wanted to take each program but were denied due to a lack of space?

13. Will each program be offered in the new facility?

14. Will additional programs be offered? If so, which ones?

15. How is the selection of programs, and the limited to the number of incarcerated people who can attend the program, determined?

Beyond the OCCC Silo

16. Is moving OCCC being done as a stand-alone solution or is it part of a larger master plan?

17. If it is part of something larger, please identify the master plan, and provide a way of accessing it. Please provide a web site address and a hard copy location.

18. Within the context of this specific EIS process, which has higher priority: moving OCCC, reducing crime, reducing recidivism, or making society safer?

19. Can DPS move incarcerated people between the various state jails? If so, are there any restrictions? What is the legal basis (legislation, regulation, policy) basis of the restrictions?

Inmate Characteristics

20. What percentage of jail residents are homeless at any one time? That is, had no home or permanent place to live when they became wards of the State.

21. How many homeless people have served time in OCCC over the past year?

22. What is the average number of times a given homeless person becomes incarcerated in a given year?

23. What is the maximum number of times a given homeless person becomes incarcerated in a given year? In other words, are the same people continually being picked up?

24. What percentage of jail residents are mentally ill at any one time?

25. How many mentally ill people have served time in OCCC over the past year? Please specify how you define mentally ill, and whether there are those who are borderline mentally ill, and how they are counted or not counted.

26. What is the average number of times a given mentally ill person becomes incarcerated in a given year?

27. What is the maximum number a given mentally ill person becomes incarcerated in a given year?

28. What are the specific incentives and sanctions used on inmates?

29. Does jail time count towards prison time? If not, why not?

Community Programs

30. What policies could be implemented, such as ankle bracelets, which could decrease the number of people incarcerated? What branch of government or agency would have the authority to release people through non-jail actions?

Reducing Arrivals

31. Which policies can be changed--without the need for changes in the law--which can drive incarceration rates down?

Exiting the System

32. How many people are released from DPS facilities each year without having any legal identification?

33. How many people are released from DPS facilities each year during between 5 pm and midnight?

34. Incarcerated people have limited funds in their financial accounts. What has caused the multi-month delay in getting the money transferred from the institution to the formerly incarcerated individuals?

35. How has restricting formerly incarcerated inmates from their own money impacted public safety?

36. How has restricting formerly incarcerated inmates from their own money impacted crime rates?

Recidivism

37. What efforts are being made to reduce recidivism?

38. Please provide a table that lists recidivism rates for each jail and each prison for the past ten years. Please include a column for the total recidivism rate for each year.

Staffing

39. Please describe the training program for ACOs, listing in particular the number of hours spent handling “take downs”, and the number of hours spent learning about treatment.

40. On average, how many hours does a guard work per year? That is, what is the average number of hours per year which is clocked to (a) sick days (b) leave, and (c) other non-work hours.

41. Lost opportunities. (a) How many visits were cancelled last year due to a lack of ACOs? (b) How many inmate programs were cancelled last year due to a lack of ACOs.

Former Inmates

42. Former inmates educate youth about gangs, assist people exiting jail and prison, and are members of support groups. How many former inmates are hired by DPS? What DPS jobs are they eligible for and not eligible for?

43. What restrictions exist for allowing former inmates to visit inmates, be on their phone list, be on their mail list? If restrictions do apply, please provide any studies which DPS relies on to show that such actions add harm, or negatively impacts inmates, or the jail itself.

Metrics

44. What is the average time to process a guest so they can visit an inmate?

45. What is the average time for a caller to a DPS jail to get someone to answer the phone?

46. What cost-cutting measures has the department considered implementing over the past year.

47. How often are there infrastructure outages, that is, how many times and for what duration, has a section of, or the full jail, lost electricity, telephone, water, wastewater operations?

48. The Kulani correctional facility on the Big Island dealt with sex offenders and produced formerly incarcerated people with the lowest recidivism rates in the nation. It was closed as a

cost-savings measure. What metrics are used to determine whether programs (a) are effective, and (b) should be expanded or curtailed?

49. How many untested DNA rape kits are being stored for future testing?

50. How many DNA Samples have been held for more than 10-years without any testing?

Reports

51. Please provide a list of all reports, audits, studies, analyses, and internal work products that focus on OCCC for the past five years. Please provide a web source and a physical location for each document.

Native Hawaiians

The Disparate Treatment of Native Hawaiians in the Criminal Justice System¹ was released by the Office of Hawaiian Affairs in 2010. A number of recommendations were made.

“Honoring the Sacred, Forgiveness, and Successful Entry Back Making Native Hawaiian culture central to the reentry process is important to Native Hawaiians coming out of prison. Building on cultural pride and positive identity construction could help Native Hawaiians return to communities.”

52. How is cultural pride and positive identity construction developed in jail?

“Kuleana (Responsibility within the context of the collective) Kuleana, or responsibility to the greater good, is another cultural strength that is central to the process of helping Native Hawaiians either stay out of the criminal justice system or return to communities after prison.

¹ <http://19of32x2yl33s8o4xza0gf14.wpengine.netdna-cdn.com/wp-content/uploads/2015/01/native-hawaiians-criminal-justice-system.pdf>

According to survey research from Kamehameha Schools and a Hawai`i Community Survey, Native Hawaiians have strong ties to their communities and are involved in community service.”

53. How are jail inmates connected to their local communities?

“Maui Being Empowered and Safe Together (BEST) Hawai`i has several initiatives to smooth the transition from prison to the community. In 2003, Maui Economic Opportunity, Inc. and the Department of Public Safety created and administered Being Empowered and Safe Together (BEST) to prepare people returning to the community from the Maui Community Correctional Center. ... BEST participants who are deemed “high risk” were shown to have a lower recidivism rate than people who are “high risk” and did not participate in BEST ...BEST participants are also less likely to be convicted of a new crime than people who do not participate.”

54. How effective was BEST?

55. How have the BEST concepts been incorporated into DPS systems and approaches?

“Arrests are the gateway to the criminal justice system. Law enforcement should not consider issuing more citations for certain offenses, especially those related to homelessness and other quality of life offenses. Arrests for low level non-violent offenses also use significant law enforcement resources without having a significant impact on public safety.”

56. How many new low level arrestees enter the violent world of jails each year?

57. How has DPS sought to deal with this issue, both in preventing arrestees from entering the system, and in keeping low level non-violent people from interfacing with violent criminals within the jail system?

“Release more people pretrial: Courts could divert people who need mental health or substance abuse treatment to those services rather than the criminal justice system. Additionally, courts could use screening tools and risk assessments to add confidence to release decisions.”

58. Is it true that OCCC has more mentally ill people than the State Hospital?

59. What screening tools and risk assessments does DPS use?

60. What new screening tools and risk assessments have been proposed in the last five years?

61. Which new screening tools and risk assessments were adopted in the past five years?

“Implement trauma-informed services: Many people who come into contact with the criminal justice system have experienced trauma in their lives. Trauma may contribute to mental illness or substance use. Providing trauma-informed services, especially those that are culturally relevant, will divert people away from the criminal justice system. Two people that work closely in the corrections system thought that trauma-informed services would help reduce the number of people in prison.”

62. How many inmates have PTSD?

63. What percentage of inmates suffered trauma in their lives before entering the criminal justice system?

64. How have these traumatized victims been dealt with within the system?

65. How will the proposed new jail affect those inmates who have been traumatized?

66. What metrics will be used to evaluate their treatment?

67. Is it true that a warden within the Hawai'i statewide jail system forced women inmates to watch videos that included rapes?

“Focus services on people who appear before the courts frequently: Often people who appear before the courts multiple times are in need of some other preventative service. For example, research on county jails has shown that providing housing to homeless people decreases their arrests and appearances before the court.”

68. What effort is being made to break the cycle of those who re-enter the system very often?

“Make treatment available on all the islands: Currently, treatment services are focused where there are the most people. However, people on the neighbor islands should have access to those services as well.”

69. How many people are released each year that need community treatment?

70. Please include separate statistics on community treatment for post jail inmates for OCCC, all jails, and all prisons.

71. How many places offer community services for post jail people?

72. What is there total bed space for post jail people?

73. Can former inmates only get into drug treatment programs if they are currently using drugs?

Hawai'i could consider opening supervision offices in Native Hawaiian communities, specifically, to ensure that people on supervision successfully meet the terms of supervision. Supervision could also include mentoring programs either outside the government or in cooperation with a nonprofit or other advocacy group.”

74. Has DPS established or opened supervision offices in Native Hawaiian communities?

75. Will DPS establish or open supervision offices in Native Hawaiian communities as a result of construction of the new proposed jail?

“Allow for a shorter term of probation: Currently, probation terms are generally five years or less. An option to sentence a person to three years or less would limit the number of people on probation, which would allow probation to provide more services to people who might pose a greater risk of committing another offense.”

76. How has the issue of shorter term of probation been addressed?

77. Will the issue of shorter term of probation change with construction of the new proposed jail?

“Fully implement alternatives to incarceration: Community-based alternatives have been found to be cost effective and work to promote public safety. People who stay in the community have access to their families, communities, jobs, education, and other social institutions that support and improve life outcomes. Community-based alternatives can include probation, half-way houses, electronic monitoring, and treatment.”

78. What community-based alternatives exist?

79. How will the proposed jail interface with community-based alternatives?

“For people who are not diverted, increase services in the prison: Increasing the availability of programs and services for the people that are in prison will help people prepare to be released and can also help people qualify to be released earlier, thus reducing the number of people in prison. Formerly incarcerated people describe waiting lists and “dead time,” in which they can’t access courses or treatment while in prison.”

80. Please list all programs offered to those in jail.

81. Please break the programs down by the various types of inmates.

“Provide gender-responsive services: Many services available in prisons are designed for men. Women have different needs, especially pertaining to physical and mental health. Being responsive to those needs may allow women to leave prison more quickly, experience positive life outcomes, and not return to prison. At the same time, however, mental health services, in particular, must be customized to help people, including men.”

82. What gender-responsive services are offered to those in jail? Please break the programs down by the various types of inmates.

83. How will the proposed jail affect the number and type of gender-responsive services that will be offered? If the answer is that the construction does not determine how the facility is used, then please describe how architectural design does not impact use.

“Reallocate funds from traditional prisons to furlough or work release: Furlough and work release initiatives, including T.J. Mahoney, have been shown to be successful at helping people return to the community from prison. Criminal justice officials believe that more people could be transitioned from prison to work release, but there are currently not enough beds. Money could be shifted away from more expensive prison beds to work release.”

84. Please explain how DPS assists those transitioning out of jail.

85. Are former inmates provided with identification?

86. Are former inmates provided with gate money?

87. Are former inmates referred to job placement centers?

88. Are former inmates referred to temporary housing centers?

89. Are former inmates provided with a “see you next week” wave as they exit the jail?

“Increase parole eligibility: Parole allows people to return to their communities to participate in employment, treatment, education, families, and other systems of support. Further, people on parole are able to contribute to the local economy through their employment, financial support for their families and patronizing local businesses. The Hawai`i Paroling Authority (HPA) has a great deal of control over the amount of time that people spend in prison. The HPA could increase good-time credits, release older people from prison who are generally considered to be low risk, and utilize Hawai`i’s medical parole policies to the fullest extent possible.”

90. Please describe parole programs offered to jail releases.

“Eliminate the barriers to obtaining work, education, and housing after prison: The laws that prohibit a person who has been convicted of a crime from participating in certain jobs, obtaining some types of housing, and having access to other social support system undermines any effort to reduce the number of people in prison. Without the ability to support oneself legally outside of prison, a person is vulnerable to return. One correctional official interviewed for this project, points out the difficulty of obtaining a job after conviction for a felony.”

91. What is the average reading level of inmates?

92. How does DPS help eliminate barriers for released jail inmates through work training programs offered in jail?

93. How does DPS help eliminate barriers for released jail inmates through education programs offered in jail?

94. How does DPS help eliminate barriers for released jail inmates through Housing programs offered in jail?

95. How is vulnerability of released inmates measured?

96. How is this vulnerability expected to change as the result of building a new jail?

“Establish a community oversight committee: To ensure accountability and address concerns related to the criminal justice system, the oversight committee will provide recommendations to reduce racial disparities and coordinate stakeholders to develop sufficient resources for individuals who are leaving the system.”

97. Has a community oversight committee been considered? If not, why not?

98. How would DPS define community, that is, who would and would not be eligible to sit on a community oversight committee as a member of the community? Put another way, could a community oversight committee consist of only prosecutors and ACOs?

Location

The EISPN states that the location will be based in part on where existing ACOs live.

99. Where do existing ACOs live? Please provide a percentage located in each community or each zip code.

100. Will the location of the new proposed jail impact where future ACOs are hired from, that is, what community they live in when they are hired?

Miscellaneous

101. What is the organizational structure of DPS?

102. What is the organizational structure of OCCC?
103. What contractors are associated with this project?
104. What is the history of this project? Please include minutes of planning meetings.
105. When was moving OCCC first contemplated?
106. Which came first, OCCC or the community around OCCC?
107. What jails, prisons, and other cells are located within or adjacent to (a) residential neighborhoods, (b) schools, and (c) court houses?
108. What private prison groups has DPS met with and why?
109. What sites have been considered for the new jail?
110. What is the respective role of DPS and DAGS in determining whether to move the jail?
111. What is the anticipated date to renovate and/or move the other jails?
112. What is the staff turnover rate for ACOs at OCCC and system-wide?
113. How are gradiences handled at OCCC? Will this change as a result of moving the jail?
114. Has OCCC been out-of-compliance or sanctioned? For each occurrence, please provide the details.
115. What is the cost to fund OCCC? Please provide a break-down by cost area.

116. Is one alternative to re-locate different parts of the jail in different locations? If not, why not? If not, why should all the units be contained at one facility?

117. Does it make sense to co-locate some of the services currently provided by the jail at new facilities located in or adjacent to court houses? If not, why not?

118. How extensively does DPS use videoconferencing? Will this increase in the future? If so, how is this being taken into account for designing the new jail?

119. How much money has been allocated to planning, designing, and building the new jail, and for the permit review process, and the EIS? Please provide a breakdown of (a) the source of the funds, (b) restrictions on their use, (c) provide a breakdown on the amount of money already used in each area, and (d) the amount of funds expected to be needed in each area?

120. Please provide a copy of the OCCC budget for each of the years of 2014-2017.

Mahalo



Henry Curtis

Executive Director



P.O. Box 37158, Honolulu, Hawai'i 96837-0158
Phone: 927-0709 henry.lifeoftheland@gmail.com

November 22, 2016

Lance Maja, lance.y.maja@hawaii.gov
Department of Accounting and General Services,
Public Works Division, Planning Branch
1151 Punchbowl Street, Room 430,
Honolulu, HI 96810

Vincent Shigekuni, OCCC@pbrhawaii.com
PBR Hawaii & Associates, Inc.
1001 Bishop Street, Suite 650,
Honolulu, HI 96813

Scott Glenn <scott.glenn@doh.hawaii.gov>
Office of Environmental Quality Control
235 South Beretania Street, Suite 702
Honolulu, Hawai'i 96813

Re: Replacement of the Oahu Community Correctional Center (OCCC) EISPN

Life of the Land is Hawai'i's own energy, environmental and community action group advocating for the people and `aina for 46 years. Our mission is to preserve and protect the life of the land through sound energy and land use policies and to promote open government through research, education, advocacy and, when necessary, litigation.

Comments on the EISPN are due on November 22. We filed early. On November 21 two items were posted to the DPS website. Neither appeared on the front screen, or on the site map for the web site. They were embedded well within the web site. Both had posting dates of November 21, although the second of the two documents had a masthead which read "October 2016."

By deeply embedded, we mean that one had to go to an initial screen titled "State of Hawai'i Department of Public Safety,"¹ then click the blue box titled, "OCCC Future Plans,"² and then select the Media Tab.

The first document is of major importance to anyone who wanted to file comments on the EISPN, because for the first time it identified eleven potential sites:

1. Kalihi - Current OCCC
2. Aiea - Halawa Correctional Facility
3. Aiea - Animal Quarantine Facility
4. Kalaeloa - Kalaeloa Parcel B
5. Kalaeloa - Kalaeloa Parcel C
6. Kalaeloa - Kalaeloa Parcels 6A/7
7. Kalaeloa - Kalaeloa Parcels 18A/18B
8. Kalaeloa - Barbers Point Riding Club
9. Mililani - Mililani Technology Park Lot 17
10. Waiawa - Waiawa Property 1
11. Waiawa - Waiawa Property 2

The DPS press release³, also deeply embedded in the web site, had a quote by the Director of DPS.

"The next step is to reduce the list by applying criteria that includes the cost to develop as well as proximity to the courts and services. The final list will go through a stringent EIS process where public input will help us identify the best location."

In other words, this list will not be fully examined in the EIS process. Rather some sites will be de-selected before public review.

But that is not all.

¹ <http://dps.hawaii.gov/>

² <http://dps.hawaii.gov/occc-future-plans/>

³ <https://dps.hawaii.gov/wp-content/uploads/2016/11/RELEASE-OCCC-Site-Consideration-Information-11.21.16.pdf>

“11 sites, clustered within the Kalihi, Aiea, Kalaeloa and Mililani areas, have been identified for initial consideration.”

In other words, the actual site selected might not be on the list of the eleven initial sites.

The question is why is this happening this way? Why wait until the last moment of a two-month public review process to do a data dump which might be relevant to the public review? Dis-function? Intent? Accidental? Purposeful?

We now have a whole new set of questions regarding “Future of the Oahu Community Correctional Center. Volume 5 - Siting Process and Site Inventory. November 2016.”

“The PSD siting process consists of three phases: identification, screening, and detailed evaluation.”

121. What is the relationship between DPS and DAGS regarding this proposal?

122. With regard to this proposal, what role and functions does DAGS play?

123. With regard to this proposal, what role and functions does DPS play?

124. Who referees a difference of opinion?

125. How much has DAGS spent on the process (a) since it was first conceived, and (b) on the environmental process?

126. How much has DPS spent on the process (a) since it was first conceived, and (b) on the environmental process?

“With each step, PSD applies a unique set of requirements and criteria to guide its decision-making.”

127. Are the steps are unique to Hawai`i?

“By applying these requirements and criteria, PSD can identify and eliminate less suitable sites from further consideration while allowing more suitable sites to move forward to the next phase.”

128. Define “phase” as used in the above sentence.

129. What are the phases for which there is no public comment or review?

“As each phase of the process advances, PSD gathers increasing amounts of information about prospective sites, while considering the advice and input received from community leaders and the public.”

The public was told that site selection was off the table at the scoping meeting. The sites were not released until the last day of a two-month review process.

130. Please identify the “community leaders” who were part of the site selection process.

131. Please identify the “public” who were part of the site selection process.

“The review and analysis process continues until PSD, and the planners, architects, engineers, scientists, economists, archeologists, and other experts who are assisting, agrees that suitable sites for building and operating a modern, new OCCC have been identified.”

132. Who were the planners?

133. Who were the architects?

134. Who were the engineers?

135. Who were the scientists?

136. Who were the economists?

137. Who were the archeologists?

“Throughout the process, PSD has sought to strike a balance between the time and effort needed to gather and assess information about particular sites while providing the public with accurate and timely updates about progress in the siting process.”

138. Fair and balanced is an overused term. Please define balance.

“OCCC also provides an important pre-release preparation/transition function for prison system inmates when they reach less than a year until their scheduled release.”

139. Please identify all of the components of the “pre-release preparation/transition function.”

“From its beginning in 1975”

140. When did the O`ahu jail in Kalihi first open?

“Over the past several months PSD has focused its efforts on identifying properties capable of accommodating development of the new OCCC using a set of initial facility and siting requirements to guide the search process:

- Land area of 20+ acres
- Absent current or past land uses that could pose a risk of contamination
- Compatibility with surrounding/nearby land uses (light industrial, commercial, agricultural, vacant)

- Ability to access to water supply and wastewater treatment systems
- Ability to access to electric power supply service
- Ability to access telecommunications networks
- Access to the regional highway network

141. If the homeless, those with substance misuse problems, the mentally ill, and those with bail issues were to be treated at separate facilities, why would the new OCCC have to rely on the 19th century concept of one large cement building on 20 acres of land?

142. How did you determine the contamination level of sites?

143. Are other Hawai`i jails located near residential communities? If so, do they all have to be moved?

144. What parcels were ruled out for lack of access to electricity?

145. What parcels were ruled out for lack of access to water supply?

146. What parcels were ruled out for lack of access to wastewater treatment systems?

147. What parcels were ruled out for lack of access to wireless telecommunications?

148. What parcels were ruled out for lack of access to highways?

149. How far are the other jails from highways?

150. Please explain why Kulani does not need to be by a highway but the new OCCC does.

“During the past three months, PSD has engaged the real estate community, owners of large tracts of land, and the public to identify and offer potential OCCC development sites.”

151. Please identify the members of the real estate community that were engaged with?

152. Please identify the members of the owners of large tracts of land that were engaged with?

153. Please identify the members of the public that were engaged with?

154. Was there discussion about trading development rights?

“In addition, communication with the Oahu real estate community, with an emphasis on commercial and industrial properties, was undertaken with similar communication and outreach to property owners with large land holdings and their representatives to seek out potential properties for consideration.”

155. Which property owners were contacted?

156. How were the property owners contacted?

157. Who contacted the property owners?

“Lastly, state and federal-owned properties that could meet OCCC siting requirements were also sought out for consideration.”

158. How were the owners contacted?

159. Who contacted the owners?

160. What state and federal properties were considered that did not make the list of eleven?

Attributes:

- Proximity to workforce, visitors, volunteers, vendors, medical facilities, and courts
- Access via roads, public transit
- Available utility services
- Compatible surrounding land uses
- State of Hawaii ownership; PSD control

161. Please define “Compatible surrounding land uses”?

162. Please discuss “Proximity to workforce, visitors, volunteers, vendors, medical facilities, and courts” in relationship to each of the jails in the State.

“Accurate, timely, and effective information is essential to any large-scale and complex undertaking.”

163. Please explain what is meant by “effective information”?

“Throughout the summer and autumn months, PSD continued its public information and engagement activities to: • Provide current information about the proposed OCCC facility and the siting process”

164. Please state each action taken to achieve this?

“PSD also provided a forum for interested citizens to learn about the proposed project via a Scoping Meeting held at Farrington High School on September 28, 2016 and attended by approximately 60 individuals.”

165. How many of the 60 people were related officially to DPS, the State, and/or the EIS consultants?

“Information provided at the Scoping Meeting is available on the PSD-OCCC Project website. PSD is committed to ensuring that the process of planning, siting and developing a new OCCC facility is transparent and benefits from the input and involvement of all interested parties.”

166. Please define “transparent” as used in the above sentence

“The site screening team has inspected each site and in lieu of time-consuming and costly field investigations is relying upon information provided by property owners and gathered from reliable published sources such as ...”

167. Please explain how soil contamination was or is being evaluated?

168. Please explain how mold was or is being evaluated?

169. Please explain how heavy metal contamination was or is being evaluated?

“The purpose of the screening process is to quickly and efficiently screen sites with the goal of eliminating those unsuitable for OCCC development while identifying sites that most closely address PSD’s siting criteria. ...In the weeks ahead, all 11 prospective sites will be screened, scored and ranked to determine sites judged best meeting the siting criteria.”

DPS listed the number of points to be allocated in each category, but then listed a whole bunch of subcategories.

170. What are the amount of points allotted for each sub-category?

171. Who is on the committee that does the allocating? Please identify each member.

“Sites that most closely address PSD’s siting criteria will be recommended for in-depth study in the form of the Environmental Impact Statement process that will also identify a preferred alternative OCCC location while justifying the elimination of the least suitable sites.”

172. Isn’t the purpose of an EIS to compare alternatives, instead of pre-deletion through non-public, non-EIS mechanisms?

“With PSD’s commitment to openness and transparency throughout the OCCC planning process.”

173. Please specify the difference between “openness” and “transparency”?

“Consideration is also being given to hosting a public information open house to accommodate group discussions.”

174. When in relationship to formal comments periods is this being considered?

“December 2016. Finalize OCCC facility needs based on future offender population projections and program requirements, specific space needs, floor space requirements, and conceptual site development plans.”

175. Wouldn’t public input help in this regard?

“Interested in Learning More? ...Email: rnardi@louisberger.com”

176. Why can we learn more through e-mail but can't submit comments through email?


"Future of the Oahu Community Correctional Center. What is the difference between a Prison and a Jail? October 2016"

"Another challenge for the operation of a jail is the unknown. Many of the detainees may have a chemical dependency or suffer from an as yet undiagnosed mental health issue. In both cases, the detainee is not yet receiving treatment for their particular problem and it is the burden of the jail to provide diagnosis and recommend the appropriate treatment program."

177. Shouldn't determining the needs of the existing and forecasted future population be a requisite for determining what needs to be built?

Mahalo

Henry Curtis
Executive Director



10/26/2017

THOMAS S. WITTEN, FASLA
Chairman / Principal

R. STAN DUNCAN, ASLA
President / Principal

RUSSELL Y. J. CHUNG, FASLA, LEED® AP BD+C
Executive Vice-President / Principal

VINCENT SHIGEKUNI
Vice-President / Principal

GRANT T. MURAKAMI, AICP, LEED® AP BD+C
Vice-President / Principal

TOM SCHNELL, AICP
Principal

KIMI MIKAMI YUEN, LEED® AP BD+C
Principal

W. FRANK BRANDT, FASLA
Chairman Emeritus

ANN MIKIKO BOUSLOG, PhD
Project Director

RAMSAY R. M. TAUM
Cultural Sustainability Planner

RAYMOND T. HIGA, ASLA
Senior Associate

CATIE CULLISON, AICP
Senior Associate

SCOTT MURAKAMI, ASLA, LEED® AP
Associate

DACHENG DONG, LEED® AP
Associate

MARC SHIMATSU, ASLA
Associate

HONOLULU OFFICE
1001 Bishop Street, Suite 650
Honolulu, Hawai'i 96813-3484
Tel: (808) 521-5631
Fax: (808) 523-1402
E-mail: sysadmin@pbrhawaii.com

Henry Curtis, Executive Director
Life of the Land
P.O. Box 37158
Honolulu, HI 96837-0158

**SUBJECT: ENVIRONMENTAL IMPACT STATEMENT PREPARATION
NOTICE FOR THE REPLACEMENT OF THE O'AHU
COMMUNITY CORRECTION CENTER**

Dear Mr. Curtis,

Thank you for your letters dated November 21 and 22, 2016, regarding the Environmental Impact Statement (EIS) Preparation Notice for the Replacement of the O'ahu Community Correctional Center (OCCC).

As the EIS sub-consultant for the State of Hawai'i Department of Accounting and General Services (DAGS), we have reviewed your comments and offer the following responses, organized corresponding to your individual questions. Your original questions have been reproduced below (in italics) to ensure the most complete response is given for each question.

- 1. The Academy of Architecture for Justice (AAJ) held its annual meeting in Honolulu in November. Department of Public Safety (DPS) staff attended. Which DPS staff members attended? What lessons were learned that will be incorporated into designing the new jail?*

Response: Department of Public Safety (PSD) staff in attendance included Jodie Maesaka-Hirata, Deputy Director for Corrections; Cathy Ross, Deputy Director for Administration; and Clayton Shimazu, Chief Planner, PSD/ASO (Administrative Services Office) Planning & Research. A relevant lesson that will be considered for the redevelopment of a new OCCC is that modern jail design does not have a fence surrounding the facility and that the design of the outward appearance can be very similar to an office building. This option allows for many energy saving opportunities in addition to security and technology improvements.

- 2. Norway - DPS staff went to Norway last year to learn about the Norwegian system, which is cheaper to operate, and has lower recidivism rates. Which DPS people went to Norway?*

Response: James Hirano, Maui Community Correctional Center (MCCC) Warden was the representative of PSD who went to Norway. Bert Matsuoka, Chair of the Hawaii Paroling Authority, an attached agency with PSD was also part of the group.

Mr. Henry Curtis

SUBJECT: ENVIRONMENTAL IMPACT STATEMENT PREPARATION NOTICE FOR THE REPLACEMENT OF THE O'AHU COMMUNITY CORRECTION CENTER

10/26/17

Page 2 of 34

3. *What lessons were learned that will be incorporated into the new jail?*

Response: The group that travelled to Norway was represented by various stakeholders in the criminal justice system not only PSD. PSD will take into consideration any recommendation from the stakeholders regarding the Norwegian system that will work for Hawaii.

4. *Does daylighting reduce stress levels for (a) ACOs, (b) staff, (c) inmates? Please provide any notes, analysis, or documents referenced in your planning process for the new OCCC.*

Response: Please refer to the following links and literature:

<https://www.psychologytoday.com/blog/the-athletes-way/201306/exposure-natural-light-improves-workplace-performance>; <http://www.nrel.gov/docs/fy02osti/30769.pdf>; and the ACA Performance Based Standards for Adult Local Detention Facilities.

5. *Do noise dampening tiles reduce stress levels for (a) ACOs, (b) staff, (c) inmates? Please provide any notes, analysis, or documents referenced in your planning process for the new OCCC.*

Response: Please refer to the following link and literature: <https://www.linkedin.com/pulse/impact-noise-inmates-correctional-facility-scott-moreland>, and the ACA Performance Based Standards for Adult Local Detention Facilities

6. *Does vegetation reduce stress levels for (a) ACOs, (b) staff, (c) inmates? Please provide any notes, analysis, or documents referenced in your planning process for the new OCCC.*

Response: Vegetation (including plants, grass, and gardens) has proven to be a useful tool in long term treatment and incarceration. However, the new OCCC would likely be a multi-story jail (for short-term detainment) and does not lend itself to gardens and related programs.

7. *Does use of fenced in outdoor areas reduce stress levels for (a) ACOs, (b) staff, (c) inmates? Please provide any notes, analysis, or documents referenced in your planning process for the new OCCC.*

Response: Please refer to information provided in the ACA Performance Based Standards for Adult Local Detention Facilities. The new OCCC would likely be a multi-story jail (for short-term detainment) and does not lend itself to traditional outdoor recreation areas.

8. *Do housing inmates in small 4-12 person self-contained units reduce stress levels for (a) ACOs, (b) staff, (c) inmates? Please provide any notes, analysis, or documents referenced in your planning process for the new OCCC.*

Response: The use of smaller living units is good for management and veering classifications. Smaller living units also help staff with name recall. Industry standards do not recommend living units larger than 72 square feet (sf). Larger living units tend to add cost to both construction and operations.

9. *Which is more effective for (a) maintaining control within the jail, and (b) safety of the community from formerly incarcerated people: (1) restricting lost rights of inmates just to living in jail, (2) restricting lost rights to living in jail and controlling their clothes/appearance and their movement within jail, or (3) treating them like animals and seeking to break them mentally?*

Response: Who is incarcerated and how it is done is a social decision determined by the citizenry

Mr. Henry Curtis

SUBJECT: ENVIRONMENTAL IMPACT STATEMENT PREPARATION NOTICE FOR THE REPLACEMENT OF THE O'AHU COMMUNITY CORRECTION CENTER

10/26/17

Page 3 of 34

through policies and statutes enacted by their elected officials.

10. Which programs have been offered to jailed incarcerated people over the past five years?

Response: Programs include: psychosocial and therapeutic treatment groups for Severe and Persistently Mentally Ill (SPMI) inmates; Religious Services; Library Services i.e., Law Library and Recreational Library; Adult Basic Education (ABE); High School Equivalency Test (HSET); General Equivalency Diploma (GED); Yoga; Cognitive skills; Hawaiian Culture Classes; Creative Writing; Serve Safe; Academic classes; Independent studies; Alcoholics Anonymous; Narcotics Anonymous; and Mental Health Services.

11. Please list the beginning and ending date for each program, the number of incarcerated people who enrolled in each program, and the number of incarcerated people who completed each program.

Response: Programming is continuous and is offered during business hours. This programming was established in January 2009 and continues to this date. Mental Health staff is required to deliver 20 hours a week of groups and activities to patients residing on Mental Health Modules (approximately 60 Severe and Persistently Mentally Ill [SPMI] patients at OCCC, 10 at Women's Community Correctional Center (WCCC) and 45 at Halawa Correctional Facility [HCF]). In addition, outpatient supportive counseling (a minimum of once per month) is delivered to SPMI patients at all facilities (46 at Hawaii Community Correctional Center [HCCC], 46 at Maui Community Correctional Center [MCCC], 30 at Kauai Community Correctional Center [KCCC], 6 at Kulani Correctional Facility [KCF], 83 at OCCC, 62 at WCCC and 160 at HCF). Note: These counts are as of April 20-24, 2017, and fluctuate daily.

12. How many inmates wanted to take each program but were denied due to a lack of space?

Response: Groups have not been cancelled due to lack of space. However, on one of the mental health modules (that is a mixed mental health and medical module), groups are conducted out in the open with no privacy or confidentially because there are no private group rooms. This affects about 1/3 of all groups offered in the course of a year. However, PSD does not keep records for this and inmates are scheduled for the next class when space is available.

13. Will each program be offered in the new facility?

Response: Yes, if a needs analysis indicates programs are necessary, they will be offered.

14. Will additional programs be offered? If so, which ones?

Response: Yes, if a needs analysis indicates programs are necessary, they will be offered.

15. How is the selection of programs, and the limit to the number of incarcerated people who can attend the program, determined?

Response: Programs for mental health limit participation to patients who are categorized at SPMI. If the needs analysis indicates a need for programs they will be offered. The number of inmates offered programs will be based on their need and available funding, staffing and space.

16. Is moving OCCC being done as a stand-alone solution or is it part of a larger master plan?

Response: Replacing OCCC is a stand-alone solution.

Mr. Henry Curtis

SUBJECT: ENVIRONMENTAL IMPACT STATEMENT PREPARATION NOTICE FOR THE REPLACEMENT OF THE O'AHU COMMUNITY CORRECTION CENTER

10/26/17

Page 4 of 34

17. If it is part of something larger, please identify the master plan, and provide a way of accessing it. Please provide a web site address and a hard copy location.

Response: Replacing OCCC is a not part of a larger plan.

18. Within the context of this specific EIS process, which has higher priority: moving OCCC, reducing crime, reducing recidivism, or making society safer?

Response: The purpose of EIS is to assess sites for development of a new OCCC to replace the current facility. All of the items mentioned are important, but as you know, many of the priorities you mention are complex, and some are out of the purview of PSD and needs to be addressed by the greater society.

19. Can DPS move incarcerated people between the various state jails? If so, are there any restrictions? What is the legal basis (legislation, regulation, policy) basis of the restrictions?

Response: Community Correctional Center (CCC) facilities located on Oahu, Maui, Kauai and Hawaii Island are operating well above their design capacity and moving incarcerated people between these facilities only exacerbates the overcrowding at the receiving facility. In addition, moving offenders between islands considerably reduces opportunities for visitation by family, friends and legal representatives. For these and other reasons such movements are avoided when possible. For mental health reasons, SPMI whose needs exceed outpatient level of care are moved to OCCC for evaluation and treatment. Additionally, individuals presenting as protracted clinical safety risks, also are moved to OCCC for Suicide/Safety Watch.

20. What percentage of jail residents are homeless at any one time? That is, had no home or permanent place to live when they became wards of the State.

Response: PSD documents the housing status for those incarcerated at OCCC using the following categories:

- With Address: 1,999 (approximately 44%);
- Homeless: 222 (approximately 5%);
- Refused to Provide: 2,341 (approximately 51%);
- P.O. Box: 13 (less than 1%);

(Data are FY 2017 admissions and are based on First Status as this is how they are initially booked.)

21. How many homeless people have served time in OCCC over the past year?

Response: Please refer to the information on housing status provided in the above response.

22. What is the average number of times a given homeless person becomes incarcerated in a given year?

Response: PSD does not keep statistics on the average number of times a given homeless person becomes incarcerated in a given year.

23. What is the maximum number of times a given homeless person becomes incarcerated in a given year? In other words, are the same people continually being picked up?

Response: PSD does not keep statistics on the average number of times a given homeless person becomes incarcerated in a given year.

Mr. Henry Curtis

SUBJECT: ENVIRONMENTAL IMPACT STATEMENT PREPARATION NOTICE FOR THE REPLACEMENT OF THE O‘AHU COMMUNITY CORRECTION CENTER

10/26/17

Page 5 of 34

24. *What percentage of jail residents are mentally ill at any one time?*

Response: The percentage of jail residents that are mentally ill at any one time ranges from approximately 9.5% to 12%.

25. *How many mentally ill people have served time in OCCC over the past year? Please specify how you define mentally ill, and whether there are those who are borderline mentally ill, and how they are counted or not counted.*

Response: A gross estimate based on the average daily census of SPMI is approximately 696. In addition, there are about 450-600 people per year served on Suicide Watch. There is no such thing as “borderline mentally ill”. However, there are also about 38 people who would be considered mentally ill, but not severe or persistent. If the reference to “borderline mentally ill” is to those people with mental disorders other than SPMI, this is estimated at about 80% of the entire population; most of whom suffer from either Antisocial and/or Borderline Personality Disorders, mixed with Substance Use and Abuse Disorders. This latter group is not included in these estimates.

26. *What is the average number of times a given mentally ill person becomes incarcerated in a given year?*

Response: Three is the average number of times a given mentally ill person becomes incarcerated in a given year.

27. *What is the maximum number a given mentally ill person becomes incarcerated in a given year?*

Response: Eight is the maximum number of times a given mentally ill person becomes incarcerated in a given year.

28. *What are the specific incentives and sanctions used on inmates?*

Response: Through good behavior offenders can earn early parole, reduced minimum term of incarceration, and lower custody levels. Sanctions can be loss of privileges as well as segregation and reclassification to a higher custody level.

29. *Does jail time count towards prison time? If not, why not?*

Response: Credit time is based on what is stated in the Hawaii Revised Statutes, HRS 706-671.

30. *What policies could be implemented, such as ankle bracelets, which could decrease the number of people incarcerated? What branch of government or agency would have the authority to release people through non-jail actions?*

Response: For the mentally ill, the following would decrease the incarcerated population:

- More residential services programs, specifically those attending to individuals with co-occurring (mental illness/substance abuse [MI/SA]) disorders. This would be the responsibility of the Department of Health (DOH), Adult Mental Health Division.
- Change in the Forensic Examiner Statutes in DOH, requiring only 1 vs 3 examinations for fitness to proceed for Felony crimes (this would make Hawaii consistent with most other states on the mainland). The effect would be to shorten the length of time people are incarcerated awaiting adjudication. This change actually effects more than the SPMI,

Mr. Henry Curtis

SUBJECT: ENVIRONMENTAL IMPACT STATEMENT PREPARATION NOTICE FOR THE REPLACEMENT OF THE O'AHU COMMUNITY CORRECTION CENTER

10/26/17

Page 6 of 34

as many other inmates are subject to Forensic Examinations, not just the SPMI. In fact, many drug affected inmates also wait for such evaluation to be completed.

- Stipulate in statute the amount of time allowed to complete Fitness Examination (30 days). Presently, felony fitness examinations can take up to 4 months.

PSD has already implemented a policy on electronic monitoring. The Legislative Branch can adopt laws and the Judiciary could utilize probation, supervised release, etc.

31. Which policies can be changed--without the need for changes in the law--which can drive incarceration rates down?

Response: For those who are mentally ill, it would be ideal if the DOH Jail Diversion Teams had locations or programs, other than OCCC, to which low-level misdemeanors (trespass, violating park rules, urinating in the park, disturbing the peace, etc.) could be diverted. Departmental policies do not drive incarceration rates. The Judiciary decides who is incarcerated and the length of incarceration.

32. How many people are released from DPS facilities each year without having any legal identification?

Response: The number of people released from PSD facilities each year without having any legal identification is not tracked. Assistance in obtaining identification is provided to all inmates prior to release.

33. How many people are released from DPS facilities each year during between 5 pm and midnight?

Response: When a bail receipt is brought to OCCC, the release is effectuated. Actual release times are not disclosed to the public to assure inmate safety upon their release.

34. Incarcerated people have limited funds in their financial accounts. What has caused the multi-month delay in getting the money transferred from the institution to the formerly incarcerated individuals?

Response: PSD is unaware of multi-month delays because at the time of release they can go to the business office and collect their money. If released on the weekend, the individuals would have to come back on the first business day of the week to receive his/her money.

35. How has restricting formerly incarcerated inmates from their own money impacted public safety?

Response: There is no known public safety impact.

36. How has restricting formerly incarcerated inmates from their own money impacted crime rates?

Response: There is no known impact on crime rates.

37. What efforts are being made to reduce recidivism?

Response: Evidence Based Practices have been implemented and an Office of Reentry has been established to assist in the development of appropriate services and programs for those who are being released. PSD is also working closely with the DOH Adult Mental Health Branch for continuum of care for offenders in need of mental health services upon release. There is also on-going training of staff. Contracted job placement training and services has been procured and PSD is supporting the Honolulu County Offender Reentry Program (HCORP) 3-year demonstration project which is helping over 150 sentenced felon probationers improve reentry success. This partnership with the University of Hawaii,

Mr. Henry Curtis

SUBJECT: ENVIRONMENTAL IMPACT STATEMENT PREPARATION NOTICE FOR THE REPLACEMENT OF THE O‘AHU COMMUNITY CORRECTION CENTER

10/26/17

Page 7 of 34

Social Sciences Research Institute (UH SSRI) provides “in-reach” services in OCCC and coordinates comprehensive services for 12 months after release; clients with behavioral health issues are given priority. HCORP also provides technical assistance to community providers and is collecting and analyzing data to better understand predictors of recidivism and improve community tenure.

38. *Please provide a table that lists recidivism rates for each jail and each prison for the past ten years. Please include a column for the total recidivism rate for each year.*

Response: There are reports that provide recidivism data on the prison population by county. The official state recidivism reports are released by the interagency Council on Intermediate Sanctions Committee, and may be found at: <http://icis.hawaii.gov/documents/>

39. *Please describe the training program for ACOs, listing in particular the number of hours spent handling "take downs", and the number of hours spent learning about treatment.*

Response: Training with respect to mental health treatment includes the following:

- 10 hours in initial Basic Correctional Training (BCT) and in Civilian Familiarization Training (CFT), followed by 4 hours every other year for both groups.
- Hours of Training on Physical “Takedowns” (inmate in prone position): <10 hours or 2.8%
- Defensive Tactics: “Takedowns” - < 8 hours of a 40-hour course
- Cell Extraction: “Takedowns” - < 2 hours of an 8-hour course
- Hours of Training on “Treatment” (specific to inmate programs, services): 41.5 hours or 11.4%
- Crisis Intervention – 24 hours
- Intake and Assessment – 3 hours
- Care and Supervision – 4.5 hours
- Special Populations – 4 hours
- Medical and Mental Health – approximately 6 hours

Course Breakdown:

- 6.7% of the 360-hour course is spent on Professionalism, Ethics, Law and Mandatory Civil Rights Training
- 6.8% of the 360-hour course is spent on Officer Wellness, Fitness and Stress Management
- 8.3% of the 360-hour course is spent on Officer Safety
- 8.9% of the 360-hour course is spent on Crisis Intervention, Mental Health Issues
- 12.2% of the 360-hour course is spent on Communication
- 22.8% of the 360-hour course is spent on Supervising inmates
- High Liability Areas:
 - 13.3% of the 360-hour course is spent on Firearms Training
 - 15.6% of the 360-hour course is spent on Defensive Tactics, Ground Attack and Edged Weapon Defense
 - 3.6% of the 360-hour course is spent on UOF/Decision Making

Mr. Henry Curtis

SUBJECT: ENVIRONMENTAL IMPACT STATEMENT PREPARATION NOTICE FOR THE REPLACEMENT OF THE O'AHU COMMUNITY CORRECTION CENTER

10/26/17

Page 8 of 34

40. *On average, how many hours does a guard work per year? That is, what is the average number of hours per year which is clocked to (a) sick days (b) leave, and (c) other non-work hours?*

Response: The uniformed staff are scheduled to work 261 days annually for 8 hours a day (2,088 hours). By contract agreement, uniform staff can earn 21 days of vacation and 21 days of sick leave annually.

41. *Lost opportunities. (a) How many visits were cancelled last year due to a lack of ACOs? (b) How many inmate programs were cancelled last year due to a lack of ACOs?*

Response: Regarding Health Care:

a) 0 visits

b) For Mental Health SPMI, data for this item is only available for OCCC, where it has been collected over a year ago and is as follows for the period March 2016-March 2017:

- Men's Mental Health Module 1: 23 groups were cancelled;
- Men's MH Module 2: 9 groups were cancelled; and
- Women's Module 8: 18 groups were cancelled.

Statistics for Corrections are:

a) 0 visits

b) There have been cancellations due to lack of staff, but PSD does not track that statistical data.

42. *Former inmates educate youth about gangs, assist people exiting jail and prison, and are members of support groups. How many former inmates are hired by DPS? What DPS jobs are they eligible for and not eligible for?*

Response: One former inmate as a Substance Abuse Specialist. Eligibility of and employment is determined by another Executive Branch Department (the Department of Human Resource and Development or DHRD. DHRD screens applications from the public for civil service positions through their online application system.

43. *What restrictions exist for allowing former inmates to visit inmates, be on their phone list, be on their mail list? If restrictions do apply, please provide any studies which DPS relies on to show that such actions add harm, or negatively impacts inmates, or the jail itself.*

Response: Restrictions and approvals for former inmates to visit and/or be on a mail list is on a case by case basis. Many variables affect these decisions and must be weighed appropriately. PSD is unaware of studies pertinent to this issue, however, PSD is very aware of security requirements and protocols to establish safe, secure and lawful facilities.

44. *What is the average time to process a guest so they can visit an inmate?*

Response: Corrections staff are expected to process all visit list additions within 30 days. Immediate family members are authorized visitation for the first 30-days, without prior processing.

45. *What is the average time for a caller to a DPS jail to get someone to answer the phone?*

Response: Data concerning the average time for a caller to a DPS jail to have someone answer the phone is not being collected.

Mr. Henry Curtis

SUBJECT: ENVIRONMENTAL IMPACT STATEMENT PREPARATION NOTICE FOR THE REPLACEMENT OF THE O'AHU COMMUNITY CORRECTION CENTER

10/26/17

Page 9 of 34

46. What cost-cutting measures has the department considered implementing over the past year?

Response: PSD's proposal to develop a new OCCC facility is the most important one. Development of a new OCCC will afford new infrastructure, saving on repairs and maintenance, provide energy savings, more efficient staffing, and a reduction in overall operational costs.

47. How often are there infrastructure outages that is, how many times and for what duration, has a section of, or the full jail, lost electricity, telephone, water, wastewater operations?

Response: Breakdowns and outages involving infrastructure at OCCC are addressed immediately as they happen. However, no specific data on this topic has been compiled.

48. The Kulani correctional facility on the Big Island dealt with sex offenders and produced formerly incarcerated people with the lowest recidivism rates in the nation. It was closed as a cost-savings measure. What metrics are used to determine whether programs (a) are effective, and (b) should be expanded or curtailed?

Response: PSD has contracted with the University of Hawaii to evaluate the effectiveness of various statewide programs.

49. How many untested DNA rape kits are being stored for future testing?

Response: This question is best answered by the Honolulu Police Department as testing/storing DNA samples is not a responsibility of PSD.

50. How many DNA Samples have been held for more than 10-years without any testing?

Response: This question is best answered by the Honolulu Police Department as testing DNA samples is not a responsibility of PSD.

51. Please provide a list of all reports, audits, studies, analyses, and internal work products that focus on OCCC for the past five years. Please provide a web source and a physical location for each document.

Response: Public documents and studies are available at the State Library. Project specific documents and studies for reference by consultants and agency personnel are kept in the DAGS Public Works Division, Planning Branch library, located in the Kalanimoku building at 1151 Punchbowl street. Documents specific to OCCC that were completed within the last five years include the following:

1. Electrical Infrastructure Systems Condition Assessment Report (July 2015); and
2. Detention Security Electronics/Hardware, and Associated Building Improvements Re-Assessment Study (September 2015).

Due to the security requirements of the correctional facilities, these documents are not kept at public libraries. However, the public may view these documents by submitting a completed Request to Access Government Record form to DAGS Public Works Division (the form is available on the Hawaii Office of Information Practices web site). Upon approval, personnel from DAGS Planning Branch will contact you to schedule an appointment to view these documents, which are not available on the internet.

52. How is cultural pride and positive identity construction developed in jail?

Mr. Henry Curtis

SUBJECT: ENVIRONMENTAL IMPACT STATEMENT PREPARATION NOTICE FOR THE REPLACEMENT OF THE O'AHU COMMUNITY CORRECTION CENTER

10/26/17

Page 10 of 34

Response: PSD provides the following programs and services for inmates at OCCC:

- Hawaiian Cultural Classes;
- Inmates can request for Hawaiian practitioners;
- PSD allows family visits; and
- Cognitive restructuring and self-development courses to develop self-worth are offered.

53. How are jail inmates connected to their local communities?

Response: Inmates can connect to their local communities through support services; Secular and Non-secular programming; family visits; becoming involved with community requests such as lei making for Veteran's Day; making ribbon packets for the Mothers Against Drunk Driving (MADD); and allowing inmates to speak to at-risk adolescents within the Department of Education. The facility also attempts to bring in special events such as Taiko drumming and concerts as well as to provide access to television, radios, telephone and publications.

54. How effective was BEST?

Response: PSD does not have any statistics regarding the BEST program (Basic Education Skills Technical Training), however, the program consisted of pre-employment training, cognitive skills, family reunification and mentoring matching. Subsequent to that, the Maui Economic Opportunity, Inc. applied to the county for grant funding to continue the services. However, the grant funding was not adequate to cover all services so therefore, presently they continue to assist offenders with job interviewing and procurement of identification, if needed.

55. How have the BEST concepts been incorporated into DPS systems and approaches?

Response: All of the programs BEST was delivering, are still utilized. Pre-employments services, Cognitive classes, Family reunification and mentoring matching are presently contracted and will continue to be.

56. How many new low level arrestees enter the violent world of jails each year?

Response: All arrestees who are remanded to PSD jails by the Hawaii State Judiciary (courts) are intaked as ordered.

57. How has DPS sought to deal with this issue, both in preventing arrestees from entering the system, and in keeping low level non-violent people from interfacing with violent criminals within the jail system?

Response: PSD abides with orders, issued by the courts and is not empowered to incarcerate or release inmates independently.

58. Is it true that OCCC has more mentally ill people than the State Hospital?

Response: It is not true that OCCC houses more mentally ill people than the State Hospital nor has it ever.

59. What screening tools and risk assessments does DPS use?

Response: All inmates receive an initial intake screening for Medical, Mental Health and Dental issues.

Mr. Henry Curtis

SUBJECT: ENVIRONMENTAL IMPACT STATEMENT PREPARATION NOTICE FOR THE REPLACEMENT OF THE O‘AHU COMMUNITY CORRECTION CENTER

10/26/17

Page 11 of 34

There are threshold questions imbedded in the screening tool that trigger automatic referrals to mental health staff for a further assessment (Post-Admission Mental Health Assessment [PAMHA]) and for safety assessments (“Suicide Risk Evaluations [SRE’s]). The PAMHAs must be completed within 14 days if the inmate moves to General Population, but within 1 business day if the inmate is moved to a mental health module. If individuals are found to have Severe and Persistent Mental Illnesses (SPMI), and remain on a mental health module, then a more in-depth Mental Health Evaluation is conducted within 14 days, resulting in a Comprehensive Treatment Plan (CTP). If the individual is SPMI, but determined not to require acute or rehab level of care, they are transferred to General Population and receive a Preliminary/Outpatient Treatment Plan (PTP). Additional or specialized testing or assessments are performed as needed, though not on a regular basis. These may include tests for cognitive functioning, malingering, and risk for violence, etc. SRE’s are conducted on any inmate presenting as a clinical safety or suicide risk either upon initiation of Suicide or Safety Watch, upon step-down from Suicide Watch to Safety Watch, and at discharge from Suicide or Safety Watch. Additional screening tools and assessments include Level of Services Inventory Revised (LSIR), Adult Substance Use Survey (ASUS) Static-99, Stable, and Ohio Risk Assessment System (ORAS) Pre-Trial.

60. What new screening tools and risk assessments have been proposed in the last five years?

Response: ORAS (Ohio Risk Assessment Survey) is the lone new screening tool proposed in the last five years.

61. Which new screening tools and risk assessments were adopted in the past five years?

Response: ORAS, Ohio Risk Assessment System Pre-Trial (ORAS Pre-Trial). is the lone screening tool adopted in the last five years.

62. How many inmates have PTSD?

Response: The total across all facilities at any point in time indicate that 54 inmates have PTSD, of which only 18 have severe PTSD (as of April 24, 2017).

63. What percentage of inmates suffered trauma in their lives before entering the criminal justice system?

Response: National statistics indicate that approximately 92% of inmates suffered trauma in their lives before entering the criminal justice system, equally divided between males and females. The statistics are likely to be similar for Hawaii.

64. How have these traumatized victims been dealt with within the system?

Response: For victims of trauma related to sex abuse, they are referred out for specialized treatment. Patients with other causes of PTSD will be treated by the PSD Mental Health Branch (MHB) within the Health Care Division. All individuals in crises receive treatment from the MHB until stabilization.

65. How will the proposed new jail affect those inmates who have been traumatized?

Response: Treatment at the proposed new OCCC will remain the same.

66. What metrics will be used to evaluate their treatment?

Response: Symptom remediation will be used to evaluate treatment.

Mr. Henry Curtis

SUBJECT: ENVIRONMENTAL IMPACT STATEMENT PREPARATION NOTICE FOR THE REPLACEMENT OF THE O'AHU COMMUNITY CORRECTION CENTER

10/26/17

Page 12 of 34

67. *Is it true that a warden within the Hawai'i statewide jail system forced women inmates to watch videos that included rapes?*

Response: This allegation is not true.

68. *What effort is being made to break the cycle of those who re-enter the system very often?*

Response: Diversion programs are utilized when appropriate and assessment-based needs are provided in collaboration with community services. If diversion is appropriate, programming is provided within the institution.

69. *How many people are released each year that need community treatment?*

Response: For mental health SPMI, approximately 752 people per year are released (not counting multiple incarcerations for the same individual).

70. *Please include separate statistics on community treatment for post jail inmates for OCCC, all jails, and all prisons.*

Response: Health Care Division estimates for mental health SPMI community treatment include:

- OCCC – 420 inmates;
- HCCC – 111 inmates;
- MCCC – 111 inmates;
- KCCC – 72 inmates;
- KCF – 8 inmates;
- WCF – 4 inmates;
- HCF – 20 inmates; and
- WCCC – 6 inmates.

The Corrections Division does not track post jail offenders.

71. *How many places offer community services for post jail people?*

Response: Please refer to the following link to the Community Resource Guide 2017 which is found on the PSD webpage: <https://dps.hawaii.gov/wp-content/uploads/2017/01/PSD-Community-Resource-Guide-2017.pdf>

72. *What is there total bed space for post jail people?*

Response: PSD does not track post jail offenders.

73. *Can former inmates only get into drug treatment programs if they are currently using drugs?*

Response: Former inmates are allowed to enroll in any and all treatment options following release.

74. *Has DPS established or opened supervision offices in Native Hawaiian communities?*

Response: PSD has not established or opened supervision offices in Native Hawaiian communities.

75. *Will DPS establish or open supervision offices in Native Hawaiian communities as a result of construction of the new proposed jail?*

Mr. Henry Curtis

SUBJECT: ENVIRONMENTAL IMPACT STATEMENT PREPARATION NOTICE FOR THE REPLACEMENT OF THE O'AHU COMMUNITY CORRECTION CENTER

10/26/17

Page 13 of 34

Response: PSD has no plans to establish or open supervision offices in Native Hawaiian communities as part of the proposed OCCC project.

76. *How has the issue of shorter term of probation been addressed?*

Response: The matter of shorter terms of probation is controlled by the Judiciary and not PSD.

77. *Will the issue of shorter term of probation change with construction of the new proposed jail?*

Response: The matter of shorter terms of probation is controlled by the Judiciary and not PSD.

78. *What community-based alternatives exist?*

Response: Jail inmate placement in community-based alternatives is primarily a Judiciary function. Supervised Release (SR) is granted by the Judiciary and the Intake Service Centers Division (ISCD) provides supervision with an exception in which the Director of PSD can release a Misdemeanant or Petty Misdemeanant, as stated in HRS 353-23.

79. *How will the proposed jail interface with community-based alternatives?*

Response: Since jail inmate placement in community-based alternatives is primarily a Judiciary function, the proposed OCCC facility will interface in the same manner as the current OCCC facility.

80. *Please list all programs offered to those in jail.*

Response: Programs Include: psychosocial and therapeutic treatment groups for Sever and Persistently Mentally Ill (SPMI) inmates; Religious Services; Library Services i.e., Law Library and Recreational Library; Adult Basic Education (ABE); High School Equivalency Test (HSET); General Equivalency Diploma (GED); Yoga; Cognitive skills; Hawaiian Culture Classes; Creative Writing; Serve Safe; Academic classes; Independent studies; Alcoholics Anonymous; Narcotics Anonymous; and Mental Health Services.

81. *Please break the programs down by the various types of inmates.*

Response: Mental Health staff is required to deliver 20 hours a week of groups and activities to patients residing on Mental Health Modules (approximately 60 SPMI patients at OCCC, 10 at WCCC and 45 at HCF). In addition, outpatient supportive counseling (minimally once per month) is delivered to SPMI patients at all facilities (46 at HCCC, 46 at MCCC, 30 at KCCC, 6 at KCF, 83 at OCCC, 62 at WCCC and 160 at HCF). Note: These counts are as of April 20-24, 2017, and fluctuate daily. Women at OCCC have a discreet mental health module where programming is delivered.

82. *What gender-responsive services are offered to those in jail? Please break the programs down by the various types of inmates.*

Response: Women at OCCC receive the same types of services as men. However, the services are always tailored toward the female gender.

83. *How will the proposed jail affect the number and type of gender-responsive services that will be offered? If the answer is that the construction does not determine how the facility is used, then please describe how architectural design does not impact use.*

Mr. Henry Curtis

SUBJECT: ENVIRONMENTAL IMPACT STATEMENT PREPARATION NOTICE FOR THE REPLACEMENT OF THE O'AHU COMMUNITY CORRECTION CENTER

10/26/17

Page 14 of 34

Response: PSD foresees the same services being provided and the ability to increase the numbers of offenders presently being served due to the greater program space in the new facility. Current plans envision the Oahu female population being wholly housed at WCCC.

84. Please explain how DPS assists those transitioning out of jail.

Response: For mental health SPMI, PSD's mental health staff create discharge plans that link or re-link inmates to the DOH (AMHD) and/or DHS (Medicaid) system of care. Traditional furlough and work release programs are applied to prison release and are not normally applied to jail inmates. However, PSD presently runs diversion programs through the Intake Service Centers (ISC) in conjunction with the courts for all of Hawaii's counties. This is a means to allow the offender to be supervised in the community while awaiting adjudication of their charges. For those offenders sentenced to jail term, PSD provides employment services rendered through contracts with an outside agency. PSD also collaborates with many service providers. Through this collaboration, PSD is able to make appropriate referrals for released offenders to various Federal, State, County, non-profit, secular and non-secular programs for assistance with their needs during reintegration. PSD assists offenders as best as possible within the time constraints of their actual incarceration.

85. Are former inmates provided with identification?

Response: No, PSD does not provide services for former inmates in the community, however, current inmates and detainees are assisted in obtaining identification prior to release.

86. Are former inmates provided with gate money?

Response: Former inmates are not provided with gate money. PSD/Hawaii Paroling Authority (HPA) is not budgeted to provided gate money.

87. Are former inmates referred to job placement centers?

Response: For short term detainees being released, each is at the very least provided access to the PSD 2017 Resource Guide which is an extensive guide to housing, job placement, treatment and other government, private, non-profit, and culturally based services. For longer term detainees and inmates, prior to release, each is offered Re-Entry Services coordinated by PSD's Re-Entry Office, which includes all personal contact outreach services to assist those released with reentry into society.

88. Are former inmates referred to temporary housing centers?

Response: Please refer to the response to question 87 above.

89. Are former inmates provided with a "see you next week" wave as they exit the jail?

Response: This question has no relevance to the proposed OCCC project and therefore, no response is offered.

90. Please describe parole programs offered to jail releases.

Response: Jail inmates are not subject to parole.

91. What is the average reading level of inmates?

Mr. Henry Curtis

SUBJECT: ENVIRONMENTAL IMPACT STATEMENT PREPARATION NOTICE FOR THE REPLACEMENT OF THE O'AHU COMMUNITY CORRECTION CENTER

10/26/17

Page 15 of 34

Response: Average reading level of inmates is between grades 4 - 6.

92. *How does DPS help eliminate barriers for released jail inmates through work training programs offered in jail?*

Response: PSD has contracted for job development and placement for jail offenders. It also provides limited job training within the institution as well as giving offenders real work experience through participation on work lines.

93. *How does DPS help eliminate barriers for released jail inmates through education programs offered in jail?*

Response: PSD helps eliminate barriers for released jail inmates by providing classes to assist them in obtaining their high school equivalency diploma and soft skills training. Cognitive classes are also provided along with self-development.

94. *How does DPS help eliminate barriers for released jail inmates through Housing programs offered in jail?*

Response: Please refer to the link to the Community Resource Guide 2017 which is found on the PSD webpage: <https://dps.hawaii.gov/wp-content/uploads/2017/01/PSD-Community-Resource-Guide-2017.pdf>

95. *How is vulnerability of released inmates measured?*

Response: PSD does not measure the vulnerability of released inmates because they are not in its custody.

96. *How is this vulnerability expected to change as the result of building a new jail?*

Response: PSD will strive to give offenders programs to mitigate any vulnerabilities to allow for a successful re-entry.

97. *Has a community oversight committee been considered? If not, why not?*

Response: There are two established commissions that deal with these issues; the Corrections Population Management Commission and the Re-Entry Commission.

98. *How would DPS define community, that is, who would and would not be eligible to sit on a community oversight committee as a member of the community? Put another way, could a community oversight committee consist of only prosecutors and ACOs?*

Response: As for the Corrections Population Management Commission and the Re-Entry Commission, the Legislature defined community, the number of members and who would appoint them.

99. *Where do existing ACOs live? Please provide a percentage located in each community or each zip code.*

Response: Information concerning the place of residence for all OCCC staff including ACOs is provided in Table 1 within Technical Memorandum #1 (dated August 18, 2016) and found on the OCCC website: (<http://dps.hawaii.gov/occc-future-plans>).

Mr. Henry Curtis

SUBJECT: ENVIRONMENTAL IMPACT STATEMENT PREPARATION NOTICE FOR THE REPLACEMENT OF THE O‘AHU COMMUNITY CORRECTION CENTER

10/26/17

Page 16 of 34

100. *Will the location of the new proposed jail impact where future ACOs are hired from, that is, what community they live in when they are hired?*

Response: There are no hiring preferences or restrictions to the hiring of ACOs and other PSD employees. PSD employees including ACOs are free to choose their place of residence anywhere on Oahu Island.

101. *What is the organizational structure of DPS?*

Response: Please refer to Chart 1: PSD Organizational Structure Chart, attached at the end of this letter.

102. *What is the organizational structure of OCCC?*

Response: Please refer to Chart 2: OCCC Organizational Structure Chart, attached at the end of this letter.

103. *What contractors are associated with this project?*

Response: PSD is being supported by a consultant team led by Architects Hawaii Ltd. (AHL) and comprising the following sub-consultants: CommPac, PBR Hawaii & Associates, Integrus Architects, Louis Berger U.S., ASM Affiliates, Wilson Okamoto Corporation, Cummings, Newmark Grubb CBI, Inc., and ECS, Inc.

104. *What is the history of this project? Please include minutes of planning meetings.*

Response: Replacing OCCC has been contemplated since publication of the 10-Year Master Plan Update report prepared for PSD by Carter Goble Associates in December 2003 (<http://dps.hawaii.gov/publications/ten-year-corrections-master-plan-update/>). Since then a study was undertaken in 2008-2009 to develop a plan for a new facility including a study of potential locations for a new OCCC (including redevelopment at the current OCCC site). The current effort to replace OCCC began in May 2016 and continues today. See OCCC Relocation newsletters at <http://dps.hawaii.gov/occc-future-plans> for updates.

105. *When was moving OCCC first contemplated?*

Response: Replacing OCCC has been contemplated since publication of the 10-Year Master Plan Update report prepared for PSD by Carter Goble Associates in December 2003. See PSD website for the 10-Year Master Plan report (<http://dps.hawaii.gov/publications/ten-year-corrections-master-plan-update/>).

106. *Which came first, OCCC or the community around OCCC?*

Response: There has been a correctional facility occupying the OCCC property since the early 1900s. Photographs dating to 1939 depict a Federal prison on the property surrounded by vacant lands or lands in agricultural use. The OCCC property and facility initially came under State control in 1975, when the facility was transferred from the City and County of Honolulu as part of the State assuming statewide responsibility for all aspects of incarceration. By then, the area surrounding the OCCC property was largely developed with commercial and industrial uses.

Mr. Henry Curtis

SUBJECT: ENVIRONMENTAL IMPACT STATEMENT PREPARATION NOTICE FOR THE REPLACEMENT OF THE O‘AHU COMMUNITY CORRECTION CENTER

10/26/17

Page 17 of 34

107. *What jails, prisons, and other cells are located within or adjacent to (a) residential neighborhoods, (b) schools, and (c) court houses?*

Response: The following PSD facilities are located within or adjacent to residential neighborhoods, schools, or courthouses:

- OCCC is located adjacent to residential neighborhoods and an elementary school.
- Women’s CCC is located adjacent to residential neighborhoods, a high school and an elementary school.
- Maui CCC is located in adjacent to residential neighborhoods and an elementary school.
- Hawaii CCC is located adjacent to residential neighborhoods and an intermediate school.

There are no PSD facilities located within or adjacent to courthouses.

108. *What private prison groups has DPS met with and why?*

Response: There have been no meetings between PSD officials and private prison companies involving plans to replace OCCC.

109. *What sites have been considered for the new jail?*

Response: Twelve prospective sites were identified for consideration as potential locations for development of a replacement facility (one of which is the current OCCC location). All sites identified and/or offered for consideration were screened and assessed for possible use. Information concerning the 12 sites is included in a Siting Study Update (dated June 21, 2017) and found on the OCCC website: (<http://dps.hawaii.gov/occc-future-plans>).

110. *What is the respective role of DPS and DAGS in determining whether to move the jail?*

Response: PSD is responsible for operation and maintenance of all state prisons and jails located within the State and is leading the effort to plan and develop a new OCCC while DAGS is providing administrative support to PSD and oversees the administration and management of the contract with the AHL-led consultant team. Decisions concerning whether to relocate and/or replace OCCC fall under the Governor to propose and the Legislature to approve/disapprove and fund.

111. *What is the anticipated date to renovate and/or move the other jails?*

Response: Most of PSD’s prison and jail facilities have some type of renovation project planned and/or underway at any given time. The only PSD jail facility that is actively being planned for replacement/relocation is OCCC.

112. *What is the staff turnover rate for ACOs at OCCC and system-wide?*

Response: For FY 2016 (July 1, 2015 to June 30, 2016), there have been 22 separations out of 414 authorized OCCC Adult Corrections Officers count, or a 5.3% turnover rate. PSD department-wide has had 77 separations out of 1,389 authorized Adult Corrections Officers count, or a 5.5% turnover rate.

113. *How are gradiances handled at OCCC? Will this change as a result of moving the jail?*

Response: If “gradiances” refer to types of custody, the OCCC is a multi-custody facility consisting of five levels, maximum, closed, medium, minimum and community. Presently, the floor space issues

Mr. Henry Curtis

SUBJECT: ENVIRONMENTAL IMPACT STATEMENT PREPARATION NOTICE FOR THE REPLACEMENT OF THE O‘AHU COMMUNITY CORRECTION CENTER

10/26/17

Page 18 of 34

facing the current jail makes it very difficult to separate inmates comprising the various custody levels and other special type of designations such as true maximum housing, protective custody, special needs and gender. The change will not come due to a move, but rather an appropriately designed and built facility. PSD expects the operational requirements surrounding “gradiences” will not only help operations be more efficient but will greatly enhance the safety, security and health of staff and offenders making for a better overall functioning jail.

114. *Has OCCC been out-of-compliance or sanctioned? For each occurrence, please provide the details.*

Response: OCCC had been under a U.S. Department of Justice (DOJ) consent decree during the 1980’s and more recently, under DOJ oversight of the Mental Health programs.

115. *What is the cost to fund OCCC? Please provide a break-down by cost area*

Response: For FY2016 (7/1/15 - 6/30/16), the actual expenditure for OCCC was:

Payroll:	\$27,127,903
Other Current Expenses:	\$5,347,973
Equipment:	\$241,518
Motor Vehicles:	<u>\$59,833</u>
TOTAL:	\$32,777,227

The actual expenditure reported does not include costs associated with providing programs, health care services, food services and centralized administrative costs.

116. *Is one alternative to re-locate different parts of the jail in different locations? If not, why not? If not, why should all the units be contained at one facility?*

Response: The present plan is to leave Laumaka Work Furlough Center in its present site due to the benefits realized from its prime location.

117. *Does it make sense to co-locate some of the services currently provided by the jail at new facilities located in or adjacent to court houses? If not, why not?*

Response: Ideally, jails and the courthouses they serve would be co-located on a single parcel, located on adjoining parcels or otherwise located in close proximity to each other to allow for convenient and secure transport of offenders to and from court appointments. Properties located adjacent to or in close proximity to the First Circuit Courthouse have been developed, are currently being developed or are otherwise unavailable for development by PSD.

118. *How extensively does DPS use videoconferencing? Will this increase in the future? If so, how is this being taken into account for designing the new jail?*

Response: At this time, videoconferencing is utilized for arraignments and pleas and some court hearings. It is PSD’s intent to increase the use of the videoconferencing technology in the future. The proposed OCCC replacement facility is expected to have appropriate and designated areas for the use of such technology.

119. *How much money has been allocated to planning, designing, and building the new jail, and for the*

Mr. Henry Curtis

SUBJECT: ENVIRONMENTAL IMPACT STATEMENT PREPARATION NOTICE FOR THE REPLACEMENT OF THE O‘AHU COMMUNITY CORRECTION CENTER

10/26/17

Page 19 of 34

permit review process, and the EIS? Please provide a breakdown of (a) the source of the funds, (b) restrictions on their use, (c) provide a breakdown on the amount of money already used in each area, and (d) the amount of funds expected to be needed in each area?

Response: Please refer to the table below.

	OCCC Planning	EIS Process	Permitting	OCCC Design	Construction
Amount Allocated	\$3,042,675	\$1,063,152	\$187,370	\$0	\$0
Source	State Legislature	State Legislature	State Legislature	Not applicable	Note applicable
Restrictions	OCCC only	OCCC only	OCCC only	To be determined	To be determined
Funds Expended	\$1,100,000	\$600,000	\$0 (To date)	Not applicable	Not applicable
Funds Needed	To be determined	To be determined	To be determined	To be determined	To be determined

120. *Please provide a copy of the OCCC budget for each of the years of 2014-2017*

Response: Please refer to Table 1: Appropriation table for PSD 407-OCCC attached at the end of this letter.

121. *What is the relationship between DPS and DAGS regarding this proposal?*

Response: PSD and DAGS, as state agencies, are jointly collaborating and supporting the technical studies and public outreach efforts underway in support of the planning for a new OCCC facility.

122. *With regard to this proposal, what role and functions does DAGS play?*

Response: DAGS is providing administrative support to PSD and oversees the administration and management of the contract with the AHL-led consultant team.

123. *With regard to this proposal, what role and functions does DPS play?*

Response: PSD is responsible for operation and maintenance of all state prisons and jails located within the State and is leading the effort to plan and develop a new OCCC.

124. *Who referees a difference of opinion?*

Response: PSD and DAGS have a long and successful working relationship and differences of opinion concerning the OCCC project are rare. The agencies work to resolve any differences amongst themselves.

125. *How much has DAGS spent on the process (a) since it was first conceived, and (b) on the environmental process?*

Response: Replacing OCCC has been contemplated since publication of the 10-Year Master Plan Update report prepared for PSD by Carter Goble Associates in December 2003; no environmental impact studies were conducted at that time. A study was undertaken in 2008-2009 to develop a plan for a new facility including a study of potential locations for a new OCCC including redevelopment at the current OCCC site; no environmental impact studies were conducted at that time either. The current effort to

Mr. Henry Curtis

SUBJECT: ENVIRONMENTAL IMPACT STATEMENT PREPARATION NOTICE FOR THE REPLACEMENT OF THE O‘AHU COMMUNITY CORRECTION CENTER

10/26/17

Page 20 of 34

replace OCCC began in May 2016 and between May 1, 2016 and April 30, 2017, the State of Hawaii (DAGS and PSD) has spent approximately \$1.7 million on various consultant studies and outreach efforts associated with OCCC replacement planning including EIS-related activities.

126. *How much has DPS spent on the process (a) since it was first conceived, and (b) on the environmental process?*

Response: Please refer to the previous reply for your question #125.

127. *Are the steps unique to Hawai‘i?*

Response: There are requirements and criteria that are common to planning and siting correctional facilities; however, how those requirements and criteria are applied and the weights given to such criteria are unique to each circumstance and project including Hawaii and the proposed OCCC.

128. *Define “phase” as used in the above sentence.*

Response: “Phase” refers to the stage in the overall planning, siting, EIS, permitting, facility design, and construction of the OCCC project.

129. *What are the phases for which there is no public comment or review?*

Response: PSD welcomes public comment and input during every phase of planning, siting, EIS, and permitting. This is evidenced by the approximately 20 neighborhood board meetings, community meeting, Town Hall meeting, and open house/information sessions attended by the OCCC team (i.e., PSD, DAGS and the consultants) so far, across Oahu, to present information and to discuss the proposed OCCC project. PSD has also established an OCCC project website to post various technical reports, a calendar of events and meetings; monthly newsletters, the Progress Report, team member contact information, and other project-related information in an effort to solicit public comments and input.

130. *Please identify the “community leaders” who were part of the site selection process.*

Response: Information concerning meetings held with state and local elected officials, neighborhood boards and other community leaders concerning the OCCC planning and siting process is provided in Appendix H “Informing and Involving the Public” included in the Progress Report (dated February 1, 2017) and found on the OCCC website: (<http://dps.hawaii.gov/occc-future-plans>).

131. *Please identify the “public” who were part of the site selection process.*

Response: Information concerning meetings held with the public concerning the OCCC planning and siting process is provided in Appendix H “Informing and Involving the Public” included in the Progress Report (dated February 1, 2017) and found on the OCCC website: (<http://dps.hawaii.gov/occc-future-plans>).

132. *Who were the planners?*

Response: Planning support is primarily the responsibility of AHL, PBR Hawaii & Associates, and Louis Berger U.S.

133. *Who were the architects?*

Mr. Henry Curtis

SUBJECT: ENVIRONMENTAL IMPACT STATEMENT PREPARATION NOTICE FOR THE REPLACEMENT OF THE O'AHU COMMUNITY CORRECTION CENTER

10/26/17

Page 21 of 34

Response: Architectural support is primarily the responsibility of AHL and Integrus Architects.

134. *Who were the engineers?*

Response: Engineering support is primarily the responsibility of Wilson Okamoto Corporation, ECS and Louis Berger U.S.

135. *Who were the scientists?*

Response: Scientific support is primarily the responsibility of Louis Berger U.S.

136. *Who were the economists?*

Response: Economic, financial, and cost estimating support is primarily the responsibility of Cummings, CBRE and Louis Berger U.S.

137. *Who were the archeologists?*

Response: Archaeological support is primarily the responsibility of Louis Berger U.S., with assistance from ASM Affiliates.

138. *Fair and balanced is an overused term. Please define balance.*

Response: PSD has sought a rational, objective, reasonable, and considered approach to address the need to gather and assess information about particular sites while providing the public with accurate and timely updates about progress in the siting process.

139. *Please identify all of the components of the "pre-release preparation/transition function."*

Response: For mental health SPMI, PSD's mental health staff create discharge plans that link or re-link inmates to the DOH (AMHD) and/or DHS (Medicaid) system of care. Traditional furlough and work release programs are applied to prison release and are not normally applied to jail offenders. However, PSD presently runs diversion programs through the Intake Service Centers (ISC) in conjunction with the courts for all of Hawaii's counties. This is a means to allow the offender to be supervised in the community while awaiting adjudication of their charges. For those offenders sentenced to jail term, PSD provides employment services rendered through contracts with an outside agency. PSD also collaborates with many service providers. Through this collaboration, PSD is able to make appropriate referrals for released offenders to various Federal, State, County, non-profit, secular and non-secular programs for assistance with their needs during reintegration. PSD assists offenders the best way we can within the time constraints of their actual incarceration.

140. *When did the O'ahu jail in Kalihi first open?*

Response: There has been a correctional facility occupying the OCCC property since the early 1900s. Photographs dating to 1939 depict a federal facility on the property surrounded largely by vacant lands or lands in agricultural use. The OCCC property and facility initially came under State control in 1975, when the facility was transferred from the City and County of Honolulu as part of the State assuming statewide responsibility for all aspects of incarceration. Annex 1 to the old jail was completed at the time of transfer. The main jail building opened in 1980 and was fully completed and occupied in 1982. From 1978 to 1987, OCCC served as both a local jail and a prison for the State, until 1987 when the Halawa Correctional

Mr. Henry Curtis

SUBJECT: ENVIRONMENTAL IMPACT STATEMENT PREPARATION NOTICE FOR THE REPLACEMENT OF THE O‘AHU COMMUNITY CORRECTION CENTER

10/26/17

Page 22 of 34

Facility was developed, after which OCCC functioned primarily as a detention facility.

141. *If the homeless, those with substance misuse problems, the mentally ill, and those with bail issues were to be treated at separate facilities, why would the new OCCC have to rely on the 19th century concept of one large cement building on 20 acres of land?*

Response: The new OCCC will have the architectural design capabilities to afford separation of the specific offender issues, but will be consolidated to afford the ability and proximity to provide constitutional mandates as well as core requirement needs.

142. *How did you determine the contamination level of sites?*

Response: The potential to encounter contamination was assessed during the site screening process on the basis of current and historical land use(s) of the prospective site and the risk that such land uses could have resulted in contamination (i.e., former industrial uses, potential to encounter above-ground or underground storage tanks, etc.). During the EIS process, more in-depth studies involving interviews with property owners, review of commercial databases and historical aerial photographs, site inspections, etc. will be undertaken to identify evidence of contamination.

143. *Are other Hawai‘i jails located near residential communities? If so, do they all have to be moved?*

Response: In addition to OCCC, the following Community Correctional Centers are located near residential communities: Women’s CCC, Maui CCC, and Hawaii CCC. There are currently no plans to relocate or replace WCCC and HCCC. Discussions on whether or not to relocate MCCC are ongoing with the County of Maui and other stakeholders.

144. *What parcels were ruled out for lack of access to electricity?*

Response: All 12 sites identified and/or offered for consideration were screened and assessed for possible use; none were eliminated due to lack of access to electricity. Information concerning site identification and screening is included as Appendix C (Siting Study) in the Progress Report (dated February 1, 2017) and found on the OCCC website: (<http://dps.hawaii.gov/occc-future-plans>).

145. *What parcels were ruled out for lack of access to water supply?*

Response: All 12 sites identified and/or offered for consideration were screened and assessed for possible use; none were eliminated due to lack of access to water supply. Information concerning site identification and screening is included as Appendix C (Siting Study) in the Progress Report (dated February 1, 2017) and found on the OCCC website: (<http://dps.hawaii.gov/occc-future-plans>).

146. *What parcels were ruled out for lack of access to wastewater treatment systems?*

Response: All 12 sites identified and/or offered for consideration were screened and assessed for possible use; none were eliminated due to lack of access to wastewater treatment systems. Information concerning site identification and screening is included as Appendix C (Siting Study) in the Progress Report (dated February 1, 2017) and found on the OCCC website: (<http://dps.hawaii.gov/occc-future-plans>).

147. *What parcels were ruled out for lack of access to wireless telecommunications?*

Mr. Henry Curtis

SUBJECT: ENVIRONMENTAL IMPACT STATEMENT PREPARATION NOTICE FOR THE REPLACEMENT OF THE O‘AHU COMMUNITY CORRECTION CENTER

10/26/17

Page 23 of 34

Response: All 12 sites identified and/or offered for consideration were screened and assessed for possible use; none were eliminated due to lack of access to wireless telecommunications. Information concerning site identification and screening is included as Appendix C (Siting Study) in the Progress Report (dated February 1, 2017) and found on the OCCC website: (<http://dps.hawaii.gov/occc-future-plans>).

148. *What parcels were ruled out for lack of access to highways?*

Response: All sites identified and/or offered for consideration were screened and assessed for possible use; none were eliminated due to lack of access to highways. Information concerning site identification and screening is included as Appendix C (Siting Study) in the Progress Report (dated February 1, 2017) and found on the OCCC website: (<http://dps.hawaii.gov/occc-future-plans>).

149. *How far are the other jails from highways?*

Response: There are no other jails located on the Island of Oahu.

150. *Please explain why Kulani does not need to be by a highway but the new OCCC does.*

Response: Jails and the courthouses they serve are best co-located on a single parcel, located on adjoining parcels or otherwise located in close proximity to each other to allow for convenient and secure transport of offenders to and from court appointments. Therefore, travel to and from a prospective site to the First Circuit Courthouse in downtown Honolulu on a timely basis is fundamental to successful operation, hence the necessity for easy access to the local and regional highway network. In addition, highway access to the facility by the 400-500 OCCC employees and the volunteers and visitors to the 1,000+ offenders held at OCCC is another consideration. As a prison (and not a jail), the Kulani facility has no similar direct relationship to the courts and therefore, less of a need for highway access to court locations. In addition, the Kulani facility is a 200-bed minimum security facility with far fewer staff and visitors versus OCCC.

151. *Please identify the members of the real estate community that were engaged with?*

Response: Approximately 30 commercial and industrial real estate brokers representing approximately 20 companies comprise the realtors who have been contacted throughout the OCCC siting effort. In addition, Newmark Grubb CBI, Inc. is a member of the AHL-led consultant team and provides real estate advisory support and guidance throughout the siting process.

152. *Please identify the members of the owners of large tracts of land that were engaged with?*

Response: The following organizations were engaged: Hawaii Department of Land and Natural Resources; Hawaii Department of Transportation; Hawaii Department of Agriculture; U.S. General Services Administration, U.S. Navy; Department of Hawaiian Home Lands; Hunt Development Group; Kamehameha Schools; Castle & Cooke; and HRPT Real Estate Investment Trust Management.

153. *Please identify the members of the public that were engaged with?*

Response: Information concerning those individuals who attended/participated at meetings or otherwise were engaged during the OCCC planning and siting process is provided in Appendix H “Informing and Involving the Public” included in the Progress Report (dated February 1, 2017) and found

Mr. Henry Curtis

SUBJECT: ENVIRONMENTAL IMPACT STATEMENT PREPARATION NOTICE FOR THE REPLACEMENT OF THE O‘AHU COMMUNITY CORRECTION CENTER

10/26/17

Page 24 of 34

on the OCCC website: (<http://dps.hawaii.gov/occc-future-plans>). In addition, the OCCC website includes a thorough detailing of all outreach activities over the period from July 1, 2016 to the present (see Outreach History).

154. *Was there discussion about trading development rights?*

Response: There have been no discussions about trading development rights during the OCCC planning and siting process.

155. *Which property owners were contacted?*

Response: Property owners contacted included: Hawaii Department of Land and Natural Resources; Hawaii Department of Transportation; Hawaii Department of Agriculture; U.S. General Services Administration, U.S. Navy; Department of Hawaiian Home Lands; Hunt Development Group; Kamehameha Schools; Castle & Cooke; and HRPT Real Estate Investment Trust Management.

156. *How were the property owners contacted?*

Response: Property owners were contacted via a combination of phone calls and emails.

157. *Who contacted the property owners?*

Response: Property owners were contacted by representatives of Newmark Grubb CBI, Inc.; CommPac; Louis Berger U.S., and AHL.

158. *How were the owners contacted?*

Response: Property owners were contacted via a combination of phone calls and emails

159. *Who contacted the owners?*

Response: Property owners were contacted by representatives of Newmark Grubb CBI, Inc.; CommPac; Louis Berger U.S., and AHL.

160. *What state and federal properties were considered that did not make the list of eleven?*

Response: Twelve prospective sites were identified for consideration as potential locations for development of a replacement facility (one of which is the current OCCC location). All sites identified and/or offered for consideration were screened and assessed for possible use; no state and federal property identified for possible use was eliminated from consideration. Information concerning site identification and screening is included as Appendix C (Siting Study) in the Progress Report (dated February 1, 2017) and found on the OCCC website: (<http://dps.hawaii.gov/occc-future-plans>).

161. *Please define “Compatible surrounding land uses”?*

Response: Land uses that would not conflict with the safe and secure operation of OCCC.

162. *Please discuss “Proximity to workforce, visitors, volunteers, vendors, medical facilities, and courts” in relationship to each of the jails in the State.*

Response: Travel to and from a prospective site to the First Circuit Courthouse in downtown Honolulu is fundamental to successful OCCC operation, hence the necessity for access to the local and regional

Mr. Henry Curtis

SUBJECT: ENVIRONMENTAL IMPACT STATEMENT PREPARATION NOTICE FOR THE REPLACEMENT OF THE O‘AHU COMMUNITY CORRECTION CENTER

10/26/17

Page 25 of 34

highway network. In addition, highway access to the facility by the 400-500 OCCC employees daily and the hundreds of volunteers and visitors to the 1,100+ offenders held at OCCC on a monthly basis is another important consideration. Jails located on Maui, Kauai, and Hawaii Island were established many years ago and proximity to workforce, visitors, volunteers, vendors, medical facilities, and courts is less of a concern unless such facilities are slated for replacement.

163. *Please explain what is meant by “effective information”?*

Response: Information that is educational, enlightening, useful, and helpful to understanding the proposed undertaking.

164. *Please state each action taken to achieve this?*

Response: Information concerning the process for informing and involving the public about the proposed OCCC facility and siting process is provided in Appendix H “Informing and Involving the Public” included in the Progress Report (dated February 1, 2017) and found on the OCCC website: (<http://dps.hawaii.gov/occc-future-plans>). In addition, the OCCC website includes a thorough detailing of all outreach activities over the period from July 1, 2016 to the present (see Outreach History).

165. *How many of the 60 people were related officially to DPS, the State, and/or the EIS consultants?*

Response: Forty-nine individuals signed the attendance form at the Scoping Meeting and an additional 10-15 individuals attended but choose not to sign the attendance form. All members of PSD, DAGS, and the consultant team who attended the meeting are excluded from the total. Those who signed the attendance form are listed in Appendix H “Informing and Involving the Public” included in the Progress Report (dated February 1, 2017) and found on the OCCC website: (<http://dps.hawaii.gov/occc-future-plans>).

“Information provided at the Scoping Meeting is available on the PSD-OCCC Project website. PSD is committed to ensuring that the process of planning, siting and developing a new OCCC facility is transparent and benefits from the input and involvement of all interested parties.”

166. *Please define “transparent” as used in the above sentence*

Response: A process that is open, clear, observable, visible, and otherwise understandable to interested parties and the public.

167. *Please explain how soil contamination was or is being evaluated?*

Response: The potential to encounter contaminated soil was assessed during the site screening process on the basis of current and historical land use(s) of the prospective site and the risk that such land uses could have contaminated surficial or below surface soils (i.e., former industrial uses, potential to encounter above-ground or underground storage tanks, etc.). During the EIS process, more in-depth studies involving interviews with property owners, review of commercial databases and historical aerial photographs, site inspections, etc. will be undertaken to identify evidence of contamination.

168. *Please explain how mold was or is being evaluated?*

Response: The potential to encounter mold was not assessed during the site screening process.

Mr. Henry Curtis

SUBJECT: ENVIRONMENTAL IMPACT STATEMENT PREPARATION NOTICE FOR THE REPLACEMENT OF THE O‘AHU COMMUNITY CORRECTION CENTER

10/26/17

Page 26 of 34

169. Please explain how heavy metal contamination was or is being evaluated?

Response: The potential to encounter contaminated due to heavy metals was assessed during the site screening process on the basis of current and historical land use(s) of the prospective site and the risk that such land uses could have contaminated the prospective site (i.e., former industrial uses, etc.). During the EIS process, more in-depth studies involving interviews with property owners, review of commercial databases and historical aerial photographs, site inspections, etc. will be undertaken to identify evidence of heavy metal contamination.

170. What are the amount of points allotted for each sub-category?

Response: Information concerning site identification and screening process, including siting criteria, weightings and point scoring, is included as Appendix C (Siting Study) of the Progress Report (dated February 1, 2017), found on the OCCC website: (<http://dps.hawaii.gov/occc-future-plans>).

171. Who is on the committee that does the allocating? Please identify each member.

Response: Decisions concerning OCCC siting criteria and weighting were made by PSD leadership. Initial siting criteria and proposed weightings were published within Technical Memorandum #2 (August 2016) and summarized in OCCC Newsletter Vol. 2 (August 2016) both of which were posted on the OCCC website for public review and comment. Following several months of consideration, PSD leadership made slight revisions to the siting criteria and weightings and a final version was published within revised Technical Memorandum #2 (November 18, 2016) which was posted on the OCCC website: (<http://dps.hawaii.gov/occc-future-plans>).

172. Isn't the purpose of an EIS to compare alternatives, instead of pre-deletion through non-public, non-EIS mechanisms?

Response: Among the purposes of the site screening process is to identify sites less viable for OCCC development from those that are more viable and to eliminate sites least viable so that limited available resources are devoted to only those sites with the greatest potential to successfully accommodate OCCC development. With four highly-ranked sites identified from among the 12 (total) sites, a sufficient number of viable alternative sites will be analyzed in during the EIS process. In addition, the EIS will include information concerning all 12 prospective sites and the screening process that led to identification of the four highly-ranked alternative sites.

173. Please specify the difference between "openness" and "transparency"?

Response: Representatives of the OCCC team (i.e., PSD, DAGS and the consultants) have attended approximately 20 neighborhood board, community, and Town Hall meetings across Oahu to present information and to discuss the proposed OCCC project in an effort to be open and accessible. In addition, PSD has established an OCCC project website used to post various technical reports, a calendar of events and meetings; monthly newsletters, the Progress Report, team member contact information, Outreach History, and other project-related information in an effort to be transparent.

174. When in relationship to formal comments periods is this being considered?

Response: Notice of the availability of the EISPN was published in the September 23, 2016, edition

Mr. Henry Curtis

SUBJECT: ENVIRONMENTAL IMPACT STATEMENT PREPARATION NOTICE FOR THE REPLACEMENT OF THE O‘AHU COMMUNITY CORRECTION CENTER

10/26/17

Page 27 of 34

of the OEQC’s *The Environmental Notice*. Copies of the EISPN were provided to the appropriate government agencies and other organizations. The public comment period for the EISPN began September 23, 2016 and ended November 22, 2016. The Project Team hosted a public meeting on September 28, 2016 that focused on the Environmental Impact Statement (EIS) process and Preparation Notice (PN) that precedes preparation of the EIS. Representatives of the OCCC team (i.e., PSD, DAGS and the consultants) have attended over 25 neighborhood board and community meetings across Oahu since September 2016 to present information, to discuss the proposed OCCC project, and to solicit and respond to questions from the public. In addition, a Town Hall meeting was held on April 24, 2017 to provide an additional forum for receiving public input and comments. While outside the formal comment period mandated by the EIS process, PSD has been soliciting public comments, questions and input on an on-going basis since the Scoping Meeting.

175. *Wouldn’t public input help in this regard?*

Response: PSD welcomes public input to all aspects of the OCCC planning and siting process. That is among the reasons information concerning existing and forecasted future inmate populations has been organized into its “10-Year Inmate Forecast” which was been included within the Progress Report (dated February 1, 2017) provided on the OCCC website: (<http://dps.hawaii.gov/occc-future-plans>). To date, PSD has received no comments, input, or questions concerning its 10-Year Inmate Forecast.

176. *Why can we learn more through e-mail but can’t submit comments through email?*

Response: PSD is following OEQC procedures to ensure compliance with EIS requirements. In the September 23, 2016 issue of the OEQC Environmental Notice, email addresses were provided for the Proposing Agency (lance.y.maja@hawaii.gov) and the Consultant (OCCC@pbrhawaii.com). Comments were received at both addresses. For the Draft EIS, a website will be set up for on-line commenting. PSD is also using email to widely disseminate information about the proposed OCCC project, upcoming meetings and events, and to solicit public input.

177. *Shouldn’t determining the needs of the existing and forecasted future population be a requisite for determining what needs to be built?*

Response: The needs of the existing and forecasted future population are among the requisites for determining the form, scale and function of the proposed OCCC. Information concerning existing and forecasted future inmate populations is provided in Appendix A “10-Year Inmate Forecast” included in the Progress Report (dated February 1, 2017) and found on the OCCC website: (<http://dps.hawaii.gov/occc-future-plans>). In addition, Newsletter Vol. 10, published in April 2017, was largely devoted to understanding the current make-up of the OCCC inmate population and included a summary of the 10-Year Inmate Forecast. To date, PSD has received no public comments, input, or questions concerning its 10-Year Inmate Forecast.

We value your participation in the environmental review process. Your letter will be included in the Draft EIS.

Mr. Henry Curtis

SUBJECT: ENVIRONMENTAL IMPACT STATEMENT PREPARATION NOTICE FOR THE
REPLACEMENT OF THE O'AHU COMMUNITY CORRECTION CENTER

10/26/17

Page 28 of 34

Sincerely,

PBR HAWAII & Associates, Inc.

A handwritten signature in black ink, appearing to read "Vincent R. Shigekuni". The signature is fluid and cursive, with a large initial "V" and "S".

Vincent Shigekuni

cc: Office of Environmental Quality Control
Department of Public Safety
Department of Accounting and General Services

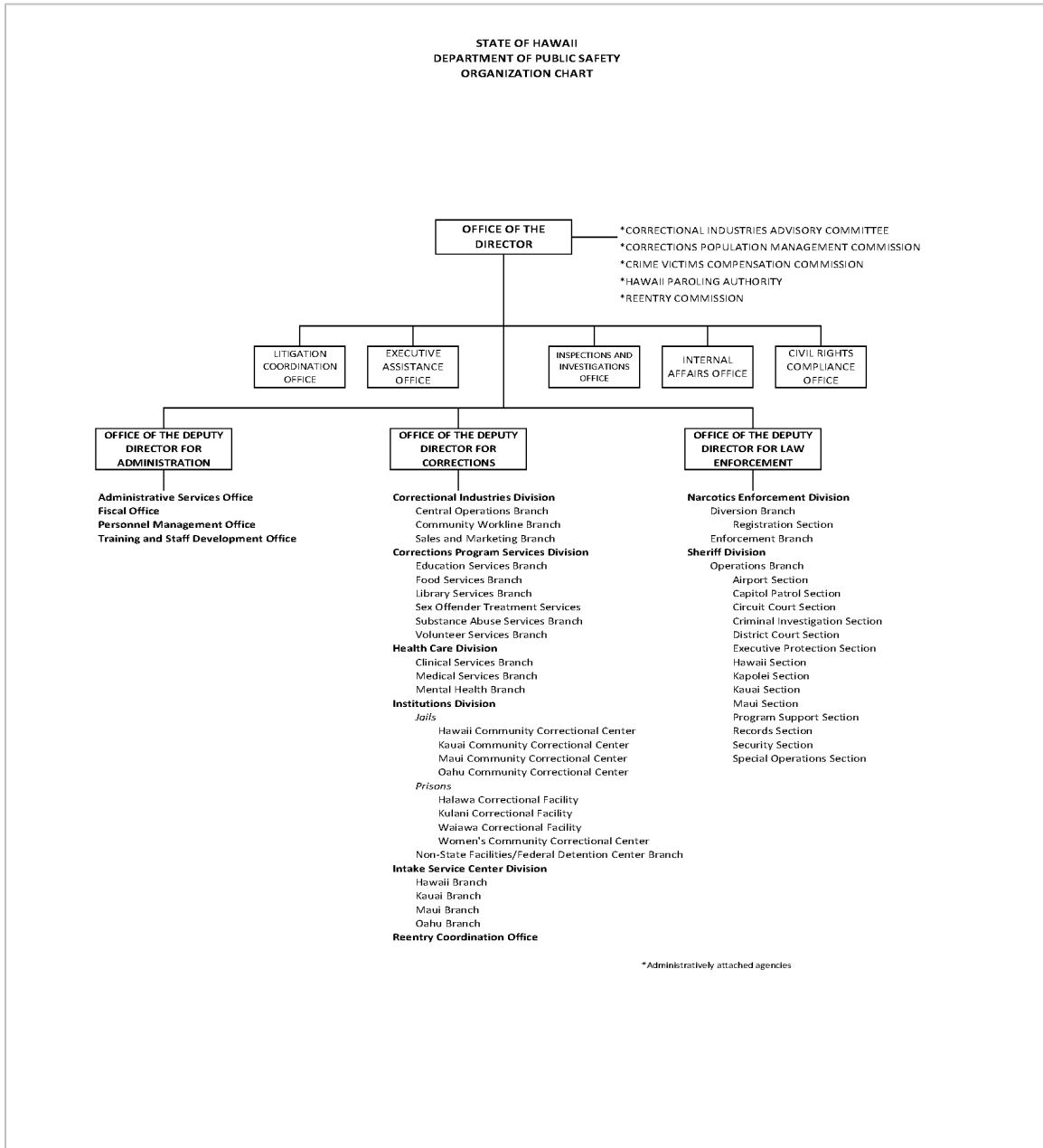
Mr. Henry Curtis

SUBJECT: ENVIRONMENTAL IMPACT STATEMENT PREPARATION NOTICE FOR THE REPLACEMENT OF THE O'AHU COMMUNITY CORRECTION CENTER

10/26/17

Page 29 of 34

Chart 1: PSD Organizational Structure Chart



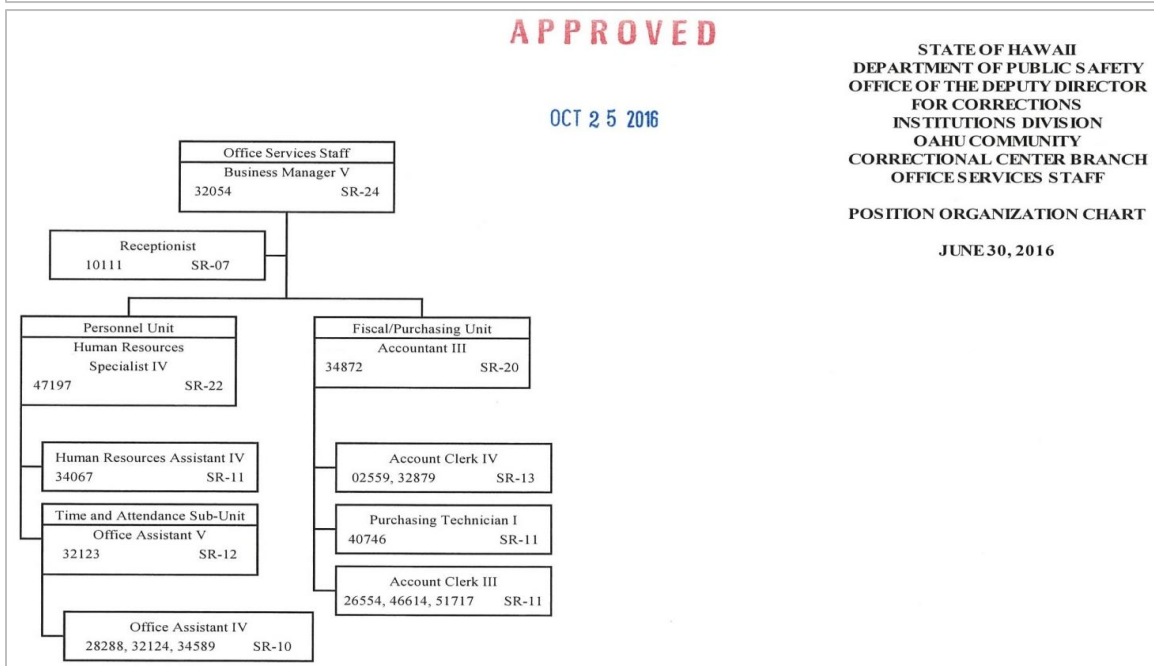
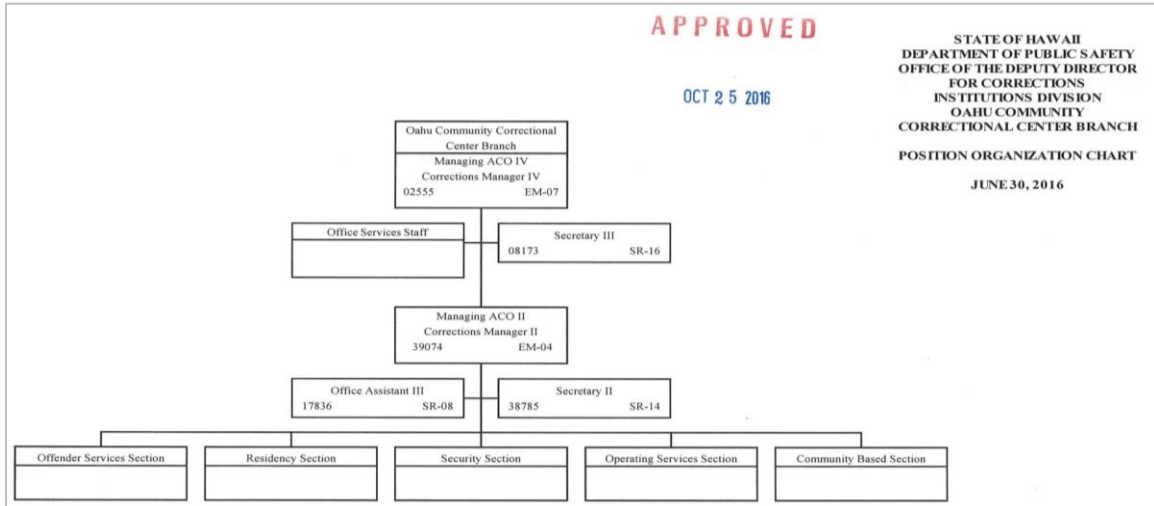
Mr. Henry Curtis

SUBJECT: ENVIRONMENTAL IMPACT STATEMENT PREPARATION NOTICE FOR THE REPLACEMENT OF THE O'AHU COMMUNITY CORRECTION CENTER

10/26/17

Page 30 of 34

Chart 2: OCCC Organizational Structure Charts

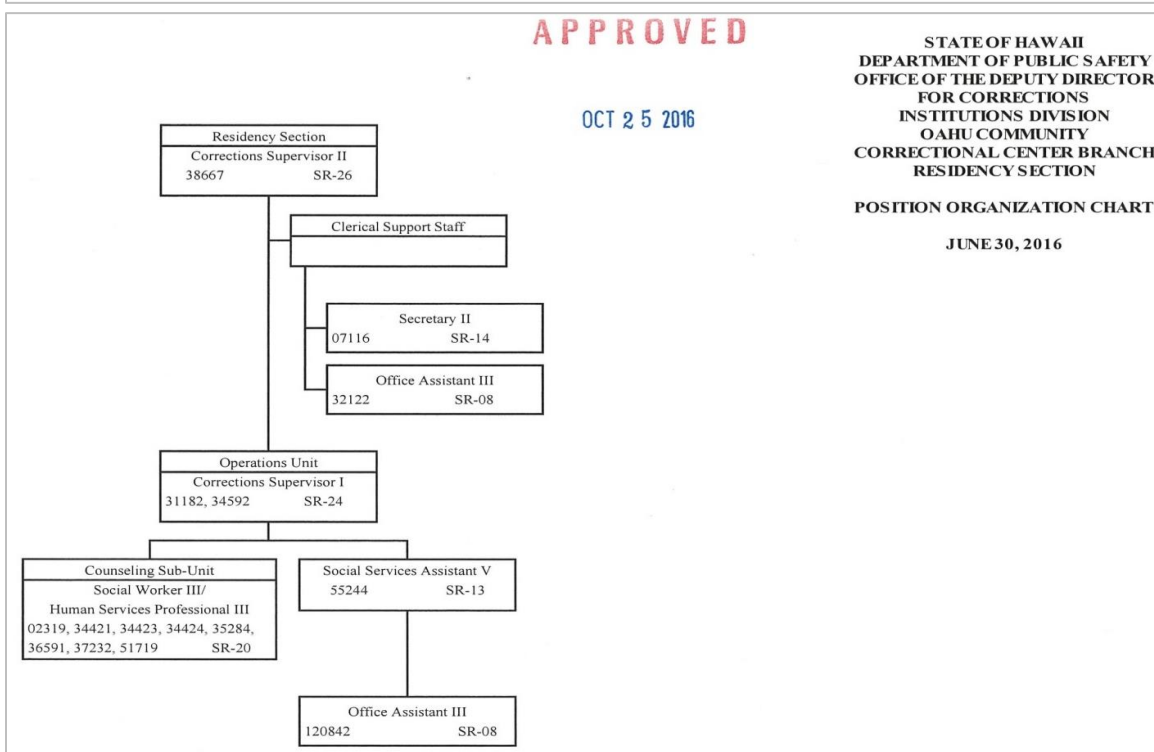
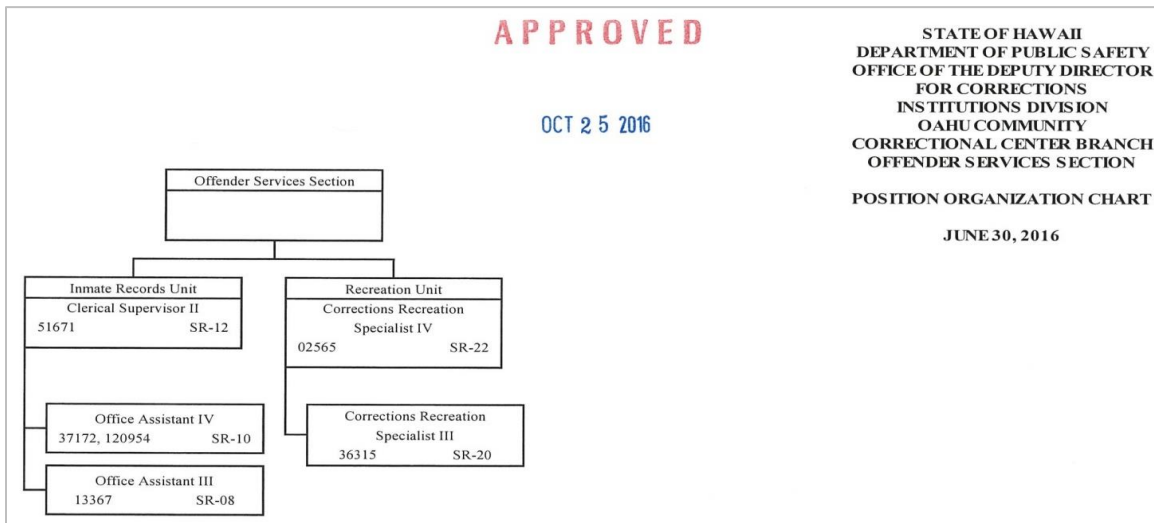


Mr. Henry Curtis

SUBJECT: ENVIRONMENTAL IMPACT STATEMENT PREPARATION NOTICE FOR THE REPLACEMENT OF THE O'AHU COMMUNITY CORRECTION CENTER

10/26/17

Page 31 of 34

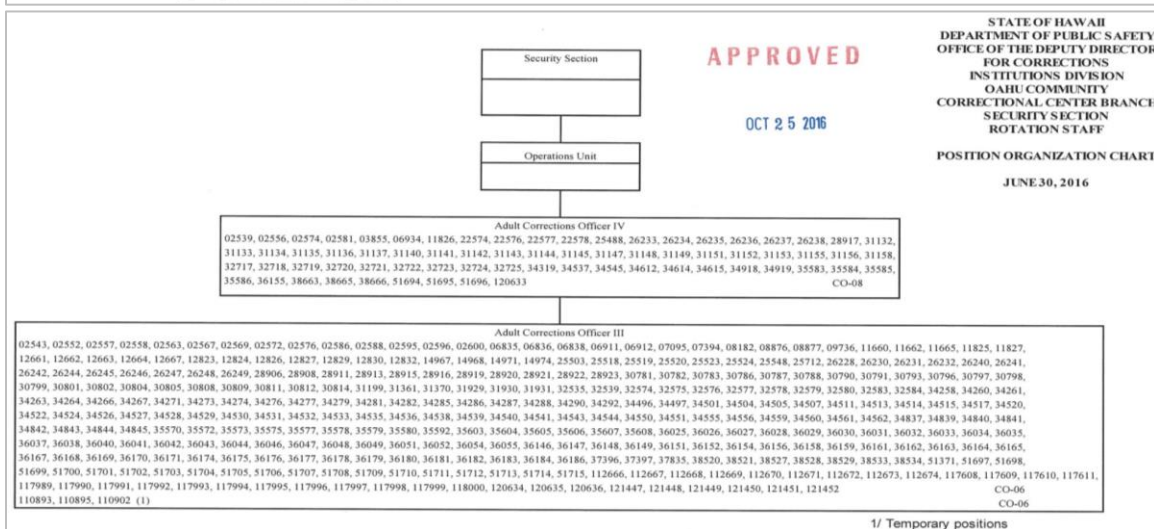
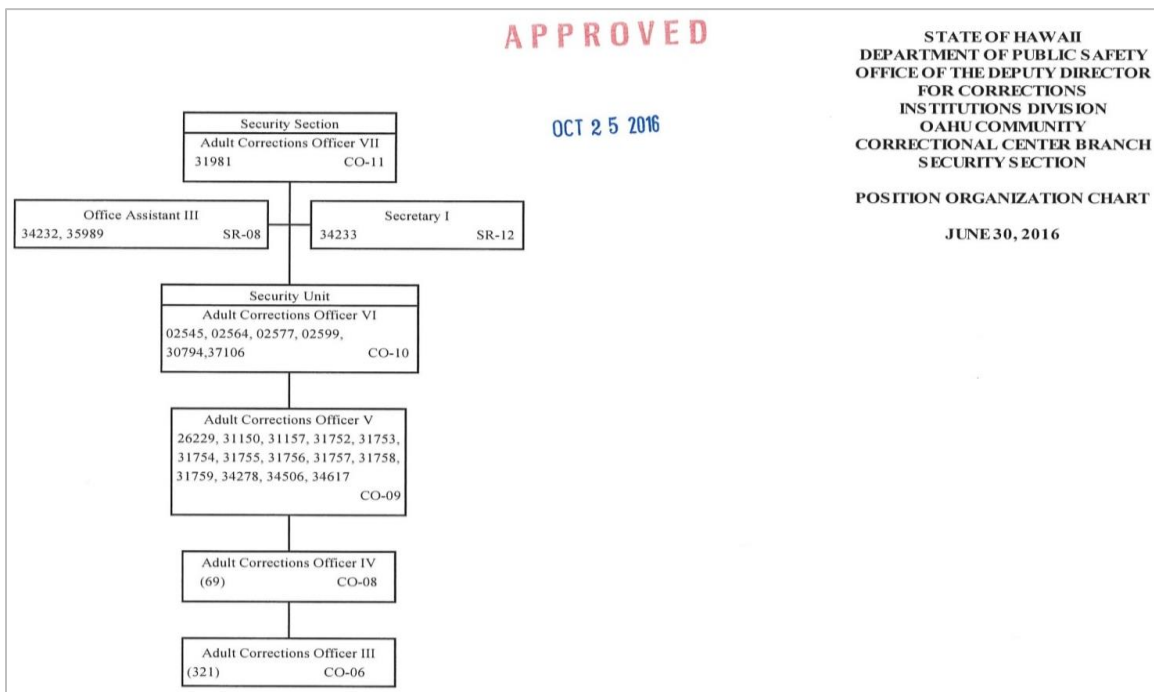


Mr. Henry Curtis

SUBJECT: ENVIRONMENTAL IMPACT STATEMENT PREPARATION NOTICE FOR THE REPLACEMENT OF THE O'AHU COMMUNITY CORRECTION CENTER

10/26/17

Page 32 of 34



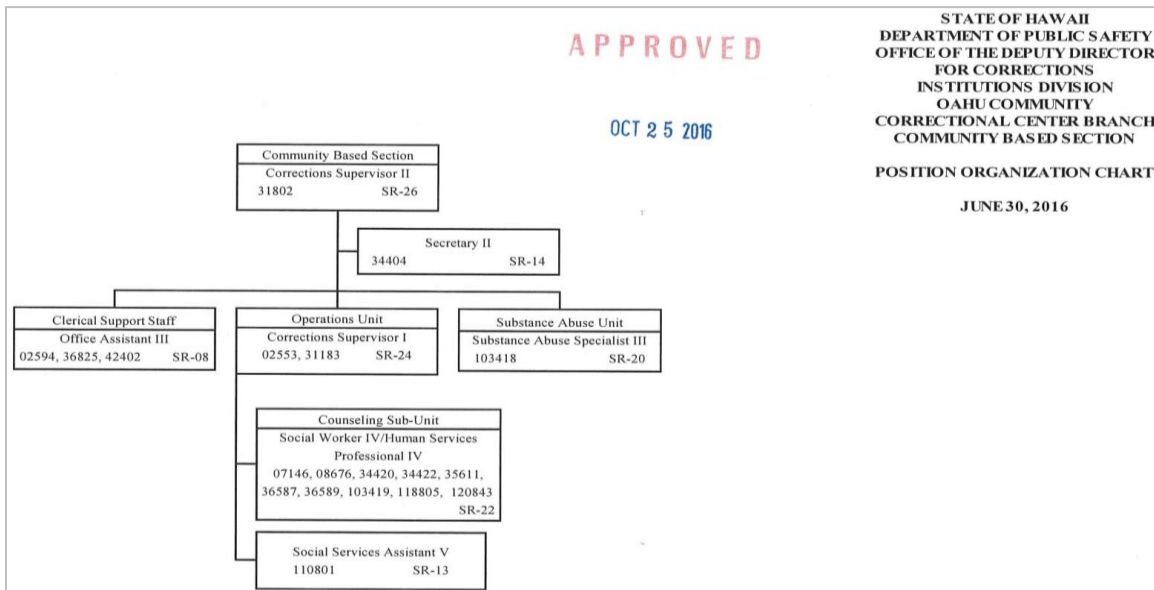
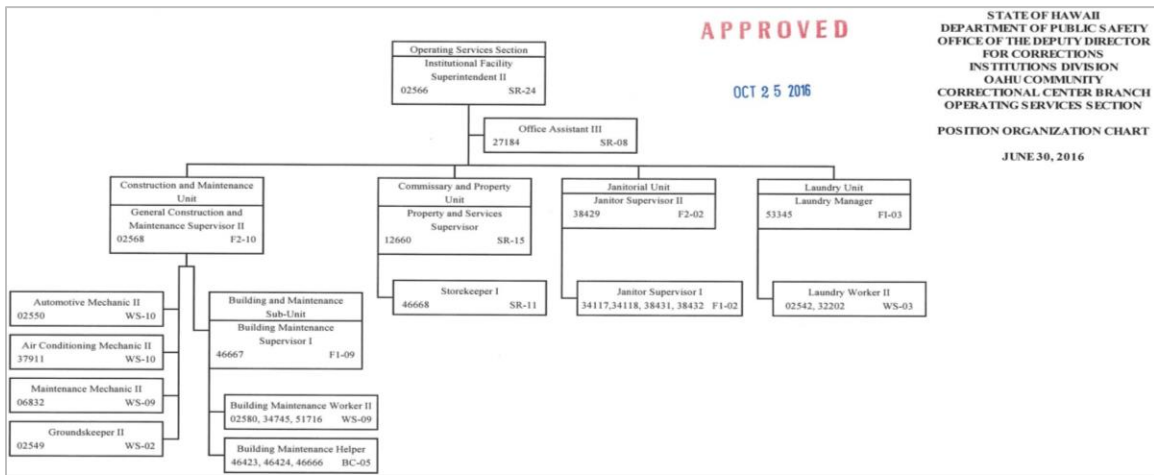
1/ Temporary positions

Mr. Henry Curtis

SUBJECT: ENVIRONMENTAL IMPACT STATEMENT PREPARATION NOTICE FOR THE REPLACEMENT OF THE O'AHU COMMUNITY CORRECTION CENTER

10/26/17

Page 33 of 34



Mr. Henry Curtis

SUBJECT: ENVIRONMENTAL IMPACT STATEMENT PREPARATION NOTICE FOR THE REPLACEMENT OF THE O'AHU COMMUNITY CORRECTION CENTER

10/26/17

Page 34 of 34

Table 1: Appropriation table for PSD 407-OCCC

The following table shows the appropriation for PSD 407-OCCC:

Descriptions	FY 16	FY 15	FY 14
	7/1/15 - 6/30/16	7/1/14 - 6/30/15	7/1/13 - 6/30/14
Payroll	28,484,703	25,515,076	24,315,692
Other Current Expenses	5,042,578	5,217,578	4,715,862
Equipment	-	36,750	-
Motor Vehicle	-	-	-
TOTAL	33,527,281	30,769,404	29,031,554

* Payroll includes Collective Bargaining
** Budgeted total is the Appropriation plus Collective Bargaining
The appropriation only reflects PSD 407-OCCC, it does not include the budgets for program services, health care services, food services and centralized administrative costs.

Catie Cullison

From: Catie Cullison
Sent: Thursday, November 03, 2016 9:00 AM
To: Catie Cullison
Subject: FW: For consideration with OCCC Re-development

From: Connie Mitchell [<mailto:ConnieM@ihs-hawaii.org>]
Sent: Wednesday, November 02, 2016 9:03 AM
To: Kimi Yuen <kyuen@pbrhawaii.com>
Subject: For consideration with OCCC Re-development

Aloha Kimi,

I wonder if you could pass this on to the folks who are working on OCCC Project. Just some of the other social structural issues that need to be tackled alongside redesigning facilities. Mahalo!

connie

An article below about how NYC tackled mass incarceration while enhancing public safety to make NYC one of the safest cities and a report on how they did it. I have read the report and included some excerpts to whet your appetite. We don't need to build a big jail to hide away our social challenges; we need to embrace them and do our best thinking about how to help our community members who are struggling with them.

74% of Hawaii's imprisoned population are sentenced for low level crimes and decarceration and diversion into appropriate community services would help build our people and communities. corrections for the next 100 years.

How NYC Slashed Both Arrests and Prison Population

By **Crime and Justice News** | October 28, 2016

<http://thecrimereport.org/2016/10/28/how-nyc-slashed-both-arrests-and-prison-population/>

While crime has been declining in New York City, the city has managed to pull off a “remarkable reversal of mass incarceration” that “was spurred by grassroots advocacy and the growth of responsive and reform-minded public officials at both the local and state levels,” says a newly published analysis. Authors Vincent Schiraldi of the Harvard Kennedy School Program in Criminal Justice Policy and Judith Greene of Justice Strategies partly credit the New York Police Department for a 66 percent decline in felony drug arrests, from 45,978 in 1998 to 15,507 last year. The study, released today, was published in the *Federal Sentencing Reporter*, co-published with the Vera Institute of Justice. It is titled, “Better By Half: The New York City Story of Winning Large-Scale Decarceration While Increasing Public Safety.”

During the same rough period—1996 to 2014—New York City’s combined jail and prison incarceration rate declined by 55 percent, while the incarceration rate in the rest of the U.S. rose by 12 percent. Despite the fact that the city’s population grew by more than a million people during the period, the number of New Yorkers in prisons and jails dropped by 31,120.

The inmate reduction had a variety of causes, including the state legislature’s action in 2009 to soften the harsh Rockefeller drug laws of the 1970s and to strengthen state “control valves” that could be invoked to shorten inmate terms. Alluding to similar reductions in prison populations in California and New Jersey, Schiraldi and Greene conclude that “the necessary elements for success have been bold reform agendas, organizational moxie, and powerful public engagement.” The authors concede that “enormous challenges remain” in reducing incarceration significantly nationwide, in part because “our prisons have become mental health institutions by default” and “sentences for people convicted of violent offenses are grossly excessive.”

Better by Half: The NYC Story of Winning Large-Scale Decarceration while Increasing Public Safety

JUDITH A. GREENE* Director, Justice Strategies

VINCENT SCHIRALDI, Senior Research Fellow, Harvard Kennedy School, Program in Criminal Justice Policy and Management

October 2016

17 pages

https://www.hks.harvard.edu/ocpa/cms/files/criminal-justice/research-publications/fsr2901_04_greeneschiraldi.pdf

Excerpts:

...Between 1996 and 2014, the City's jail and state prison combined incarceration rate declined by 55 percent, while the combined incarceration rate in the remainder of the United States rose by 12 percent. Despite the fact that the City's population grew by more than a million people between 1996 and 2014, the number of New Yorkers incarcerated in prisons and jails declined by 31,120 during that time period.

But from 1996 to 2014, the City's crime rate declined more rapidly than index crime declined nationally. Between 1996 and 2014, index crime in New York City declined by 58 percent, while index crime nationally declined by a more modest 42 percent.³ (...)

This article examines the case of New York City, whose 50-plus percent decline in incarceration starting in the mid- 1990s occurred at a time when incarceration rates in the rest of the United States, taken as a whole, as well as in the remainder of New York State, were increasing.

Our research reveals two noteworthy findings relative to New York's incarceration experiment.

First, it flowed from—or at the very least, coincided with—a bottom-up effort to amend, repeal, and reverse the laws, policies, and practices that swept our nation into the era of mass incarceration— most particularly those involving the War on Drugs.

Second, the profound decline in incarceration in the nation's largest city, which leaves it as one of the least incarcerated cities in America, occurred at a time when New York was also becoming the safest city in America, giving the lie to the notion that dominated criminal justice policy in the United States in the last four decades of the twentieth century that more incarceration was needed to provide more safety.

In short, we describe how New York City's remarkable reversal of mass incarceration was spurred by grassroots advocacy and the growth of responsive and reform-minded public officials at both the local and state levels.

I. New York’s State Prison Population De-Escalates

- A remarkable policy shift at the New York City Police Department (NYPD) was the principal factor that set the trend in motion, after decades of costly prison construction was needed to manage a boom in population growth.
- Drug law enforcement in New York City had played a role in prison population trends since enactment in 1973 of Gov. Nelson Rockefeller’s notorious mandatory minimum drug law reform—the Rockefeller Drug Law.

II. Developments in New York City

A. Violent Crimes and Arrests Decrease in NYC

- New York City’s reported crime data show a remarkable decrease in violent crime starting in 1991. By 2012, the City’s violent crime rate had plummeted by 73 percent. Arrests for violent felonies also declined.
- Felony drug arrests in the City suddenly began a sharp decline, from 45,978 in 1998 all the way to 15,507 in 2015— a drop of 66 percent, compared to a decline of less than 20 percent in the rest of the state—at a time when drug use in the City remained relatively stable.¹³

B. New York City Wins the War

- Franklin Zimring notes that during the 1990s, the number of officers assigned to special narcotics units grew by leaps and bounds, from 1,183 officers in 1990 to 2,800 in 1999. Yet by 2006, the narcotics force had shrunk back to three fewer officers (1,180) than its original size.

C. Misdemeanor Drug Arrests Also Decline

- Drug reform advocates were loudly denouncing the tens of thousands of marijuana arrests that comprised more than 40 percent of misdemeanor drug arrests and appeared to be associated with excessive levels of “stop and frisk.”¹⁹
- Mayor Michael Bloomberg called for the issuance of desk appearance tickets in lieu of arrests for marijuana possession.

- During the 2013 mayoral election campaign, there was general agreement by the candidates to reduce marijuana arrests. From 2011 to 2015, the number of misdemeanor drug arrests plummeted by 50 percent, back to the level before Commissioner Bratton told the patrol troops to crack down on petty street crime.

III. Prosecution and Sentencing in Drug Cases

- Prosecutors across New York State indict or file a superior court information for about 35 percent of felony drug arrests in order to prosecute them as felonies in the superior courts.²⁰
- The decline in felony drug cases between 2006 and 2015 (the period for which data are available) has been significantly deeper than the decline in violent offenses.
- In 1990, the newly elected Kings County (Brooklyn) District Attorney Charles J. Hynes decided that for many repeat felony drug offenders, their families and their communities would benefit more from a treatment alternative than from a mandatory prison term. Hynes struck an historic blow against the Second Felony Offender Law, agreeing to divert people with one or more prior felony convictions to treatment programs. Within a few years, district attorneys across the state were replicating Hynes' Drug Treatment Alternative-to-Prison (DTAP) program.

IV. Correctional Tools for Prison Population Management

At the state level, correctional managers were working on a right-sizing approach to managing the prison population. They set a number of policies and programs in place to gain more control of population levels as well as to encourage those in their custody to maintain good behavior and engage in constructive activities while serving time. These included:

A. Shock Incarceration

B. Earned Parole Eligibility

But since 1995, when New York began to embrace truth-in-sentencing, the number of parole-eligible people in prison has declined

C. Merit Time

D. Parole Release

V. Finally, Drug Policy Reform by Legislative Action

On April 7, 2009, New York's Governor David Paterson signed Article 216 of the Criminal Procedure Law. Key elements of the reform included:

- Judicial discretion to place people convicted of drug offenses into treatment and to offer second chances when appropriate

- Diversion for people who commit crimes other than drug offenses because of issues stemming from substance dependence
- Diversion eligibility for people convicted of second felony offenses
- Opportunities to try community-based treatment without the threat of a longer sentence for failure
- Plea deferral options, especially for non-citizen green-card holders who would become deportable if they take a plea to any drug felony conviction, even if it is later withdrawn
- Opportunities for resentencing for more than 900 people who were still in prison under the longer pre-2004 indeterminate terms
- Sealing provisions that protect people who finish their sentences from employment discrimination based on the past offense
- The option to dismiss a case in the interests of justice when the accused has successfully completed a treatment program.

Along with Rockefeller Drug Law reform, New York's Legislators also strengthened DOCCS population-control valves, extending Shock eligibility, extending Merit Time to college participation, and establishing medical parole.

VI. The Impact of Drug Reform on the State Prison Population

The proportion of people admitted to serve a felony drug sentence had been declining among all new admissions since 2000, but the 2009 reform spurred a yet deeper decline (Chart 10). The average sentence for people convicted of a drug felony also fell, along with the percentage of people serving time for a drug conviction within the overall prison population (Charts 11, 12).

VII. New York City's Use of Jail

As with the New York State prison population, the decline in New York City's jail population has been dramatic and driven by the shift in NYPD priorities along with substantial changes in courtroom decisions that have eschewed the use of jail. The degree of decarceration within the City system has sparked serious discussions among policymakers and advocates, with

substantial media support, to close the notorious jail facilities on Rikers Island and relocate persons incarcerated in New York City’s jails to smaller, borough-based facilities.³²

A. Pretrial Release in New York City

From 2004 to 2014, the percentage of persons released on their own recognizance increased.³⁶ For those individuals recommended for release by CJA, 83 percent were ROR’ed in 2014, compared to 78 percent in 2004, and for people evaluated by CJA as medium risk, 72 percent were ROR’ed in 2004, compared to 79 percent in 2014.

B. The Sentenced Population

In addition to the decline in felony arrests—and particularly felony drug arrests—described above, there has been a dramatic change in dispositions of persons arrested for felonies and misdemeanors in New York during this time period.

VIII. Crime and Incarceration in the Nation’s Largest City

From the mid-1990s to the present day, New York City experienced a well-publicized decline in crime that Franklin Zimring has described as the “Guinness Book of World Records Crime Drop,” exclaiming that the decline in crime in New York was “so dramatic we need a new way of keeping score.”⁴⁵

Less well-publicized has been the City’s dramatic and simultaneous decline in incarceration—a decline we’ve described in this paper. New York City’s dramatic combined reduction in incarceration and crime has left it as one of the safest and least incarcerated cities in the United States. And while the City’s incarceration rate fell by 48 percent from 1991 to 2014, the violent crime rate fell by 73 percent (Chart 20).

IX. What Does It All Mean?

Inspired by the refrain from New York, New York, “If I can make it there, I’ll make it anywhere,” we believe that a number of lessons can be drawn from the New York experience with reducing prison and jail populations.

- **Lesson 1.** A 50 percent reduction in the incarceration rate is not an unrealistic goal (and advocates can help to get us there.)
- **Lesson 2.** Less can be more when it comes to incarceration and supervision.
- **Lesson 3.** Programs may be having an impact, but they need to be evaluated.

X. Conclusion

If one were to characterize briefly the New York experience as distinct from the justice reinvestment strategy described by Fabelo and Thompson, one might say that New York's unprecedented reduction in reliance on incarceration has been a bottom-up, advocacy-driven, community-focused strategy, as opposed to their top-down, technocratic, elite-consensus approach.

The experiences in California and New Jersey suggest that a determined drug policy reform campaign is just one effective arrow in the decarceration quiver. Strategic use of litigation to spur a long-overdue devolution of correctional responsibilities and costs to local authorities, or just to wake up a slumbering parole board, can be highly effective. New York City, New Jersey, and California have made impressive progress toward reversing mass incarceration. These three states have come to lead the nation in terms of reducing reliance on incarceration, but each state has accomplished this distinction using different decarceration strategies over different time frames. What they all share in common is that they won large reductions that corresponded with better-than-average declines in crime, proving that **the level of public safety actually being provided by mass incarceration may indeed be, as the National Academy of Sciences' National Research Council has concluded, "highly uncertain."**⁵⁹

As states and localities look to downsize incarceration, they may also need to bolster their community-based services, supports, and opportunities to successfully absorb people returning to communities from jail and prison, as well as to increase confidence among court officials and other system stakeholders that locking them up in the first place may be avoided.

We hope that people in states where there is still plenty of "low-hanging fruit" (e.g., people sentenced to jail or prison for low-level drug and property crimes, or violation of the requirements of community supervision) will find encouragement in these three states' accomplishments to move more boldly along this trajectory. Our view is that, judging from what has been accomplished so far in the leading states, the necessary elements for success have been bold reform agendas, organizational moxie, and powerful public engagement.

But as enormous challenges remain, we look to the three leading states to tackle yet more ambitious agendas. Our prisons have become mental health institutions by default. Sentences for people convicted of violent offenses are grossly excessive, compared to such sentences in our nation's history and in other well-developed democracies. Our zeal for mandatory sentencing enhancements, "truth in sentencing," and "three strikes" sloganeering must give way to permit greater judicial discretion in dealing with defendants as individuals. And we must foster a realization among the public that if the goal is public safety, long prison terms are far more costly and generally less effective than treatment interventions.

These problems will not lend themselves easily to technocratic top-down solutions. They will take years of bottom-up advocacy, organizing, and public engagement to effect systemic change and promote more effective and humane solutions. But we are confident that the states already in the lead will continue to struggle with these challenges.

The Crime Report | (<http://thecrimereport.org/2016/10/28/how-nyc-slashed-both-arrests-and-prison-population/>)

How NYC Slashed Both Arrests and Prison Population

By **Crime and Justice News** | October 28, 2016

While crime has been declining in New York City, the city has managed to pull off a “remarkable reversal of mass incarceration” that “was spurred by grassroots advocacy and the growth of responsive and reform-minded public officials at both the local and state levels,” says a newly published analysis. Authors Vincent Schiraldi of the Harvard Kennedy School Program in Criminal Justice Policy and Judith Greene of Justice Strategies partly credit the New York Police Department for a 66 percent decline in felony drug arrests, from 45,978 in 1998 to 15,507 last year. The study, released today, was published in the *Federal Sentencing Reporter*, co-published with the Vera Institute of Justice. It is titled, “Better By Half: The New York City Story of Winning Large-Scale Decarceration While Increasing Public Safety.”



NYC police credited with 66 % decline in felony drug arrests. Photo by Tony Fischer via Flickr

During the same rough period—1996 to 2014—New York City’s combined jail and prison incarceration rate declined by 55 percent, while the incarceration rate in the rest of the U.S. rose by 12 percent. Despite the fact that the city’s population grew by more than a million people during the period, the number of New Yorkers in prisons and jails dropped by 31,120.

The inmate reduction had a variety of causes, including the state legislature’s action in 2009 to soften the harsh Rockefeller drug laws of the 1970s and to strengthen state “control valves” that could be invoked to shorten inmate terms. Alluding to similar reductions in prison populations in California and New Jersey, Schiraldi and Greene conclude that “the necessary elements for success have been bold reform agendas, organizational moxie, and powerful public engagement.” The authors concede that “enormous challenges remain” in reducing incarceration significantly nationwide, in part because “our prisons have become mental health institutions by default” and “sentences for people convicted of violent offenses are grossly excessive.”

Better by Half: The New York City Story of Winning Large-Scale Decarceration while Increasing Public Safety



JUDITH A. GREENE*

Director, Justice Strategies

VINCENT SCHIRALDI

Senior Research Fellow, Harvard Kennedy School, Program in Criminal Justice Policy and Management

For much of the latter part of the twentieth century, New York was a metaphor for the urban decay confronting so many American cities. With the number of murders topping 2,200 in 1990, New York's jail population was bursting at the seams, peaking at nearly 22,000 inmates in 1991, more than double today's population. Similarly, in 1998, the number of New York City residents in state prisons peaked at 47,315, a number which fell by more than half to 22,580 by May 2016.

Few could have imagined that in 2015, the City would experience 350 murders with steep declines in other crime categories as well.¹ Writing in 2011, University of California Law Professor Franklin Zimring dubbed New York City's crime decline "the largest and longest sustained drop in street crime ever experienced by a big city in the developed world."²

Given the dominance and popularity of incarceration as a crime-control strategy in the United States during this time period, a casual mid-'90s observer could be forgiven for hypothesizing that, if such a miraculous decline in crime were to occur over the next two decades, it would surely be the result of a massive increase in New York City's incarceration rate. But quite the opposite turned out to be true. Between 1996 and 2014, the City's jail and state prison combined incarceration rate declined by 55 percent, while the combined incarceration rate in the remainder of the United States rose by 12 percent. Despite the fact that the City's population grew by more than a million people between 1996 and 2014, the number of New Yorkers incarcerated in prisons and jails declined by 31,120 during that time period.

But from 1996 to 2014, the City's crime rate declined more rapidly than index crime declined nationally. Between 1996 and 2014, index crime in New York City declined by 58 percent, while index crime nationally declined by a more modest 42 percent.³

By 2014, this left New York City with the lowest crime rate of the nation's twenty largest cities and its second lowest jail incarceration rate, behind only Wayne County (Detroit), Michigan, much of which, unlike New York City, is suburban.

The time period discussed in this paper—from the 1990s to this year, depending on what data was available from various sources—was a time of great change in U.S. prison policy. When it began, there was broad policy-maker

consensus around increasing imprisonment as a crime control mechanism, peaking in the mid-'90s when the majority of U.S. states passed "three strikes" mandatory sentencing laws and Congress passed the Crime Control Act of 1996, which included funding for prisons and a federal "three strikes" provision. More recently, there is a growing, bipartisan consensus that mass incarceration should be ended (or, at least, curtailed).

One manifestation of America's fading love affair with prisons was the allocation of Justice Reinvestment Initiative (JRI) funds by Congress in 2010. The JRI strategy was described by Fabelo and Thompson, long-time JRI administrators at the Council of State Governments, as providing technical assistance to "support state leaders who demonstrate working across party lines."⁴ The process begins with the convening of "a bipartisan group of policymakers and stakeholders representing all three branches of government." CSG then conducts an analysis of the state's criminal justice data, which are "distilled into concise actionable reports for policymakers' consideration."

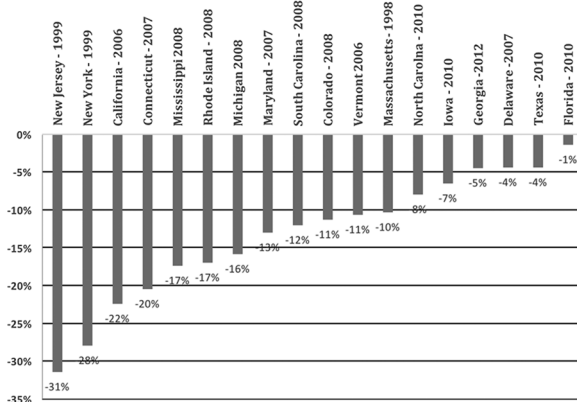
A 2013 assessment of the JRI written by a group of national criminal justice policy experts noted that "JRI's most enduring contribution to date may be its having created a space and a mindset among state officials to seriously entertain the possibility of lowering prison populations."⁵ While lauding its goals, the authors concluded that the original objectives of Justice Reinvestment—reducing correctional populations and budgets while reinvesting the savings to improve the daily lives of residents living in the neighborhoods that have been ravaged by mass incarceration—had faded along the way. The group expressed a concern that JRI's current implementation strategy might simply serve to institutionalize current levels of mass incarceration.

Fabelo and Thompson concede that "scientific findings supporting the case for 'less incarceration' will be insufficient to achieve dramatic shifts in the use of prison and jail."⁶ They write that it is hard to build broad, bipartisan support among state leaders for proposals focused on prison population reductions, even if cost savings could be realized by doing so, and that elected officials are not moved by arguments for social justice.

Near the end of the article they note that three states are achieving significant reductions in their prison populations—New Jersey, New York, and California—without

Federal Sentencing Reporter, Vol. 29, No. 1, pp. 22–38, ISSN 1053-9867, electronic ISSN 1533-8363.
© 2016 Vera Institute of Justice. All rights reserved. Please direct requests for permission to photocopy or reproduce article content through the University of California Press's Reprints and Permissions web page, <http://www.ucpress.edu/journals.php?p=reprints>. DOI: 10.1525/fsr.2016.29.1.22.

Chart 1
State prison population decline: Peak year to 2014



(Source: Bureau of Justice Statistics)

either a JRI frame or a “data-driven, consensus-based approach to lawmaking.”⁷ A quick look at eighteen states that have seen declining prison populations on Chart 1 shows that New Jersey, New York, and California, what we might call “do it yourself” states, have the greatest percentage declines in incarceration from their incarceration peak to 2014.

New Jersey’s prison population decline was triggered by a combination of parole and sentencing law reforms. Following a federal court decision in 2000 that found that the parole board was in violation of state law for failing to conduct timely hearings for 5,800 individuals, the state eliminated the backlog in less than two years. The Drug Policy Alliance and Families Against Mandatory Minimums, both of which established New Jersey offices, built broad public support for changes to the state’s mandatory sentencing laws for school-zone drug sales, resulting in their abolition in 2010.

In California, decades of vigorous advocacy for reducing the prison population by academics, advocates, and prison litigators seemed to fall on deaf ears in Sacramento until 2011, when the U.S. Supreme Court affirmed a federal court release order intended to reduce massive prison overcrowding. The state responded with a series of policies, including fiscally incentivizing counties to sentence persons convicted of nonviolent offenses to local sentences and reduce probation violations to prison, and devolving correctional responsibility for people convicted of non-serious, nonviolent, non-sex-registrant offenses from state to local jurisdictions. Voters subsequently, resoundingly approved ballot initiatives in 2012, modifying the state’s 25-to-life “three strikes law,” requiring that the third strike be a violent or serious felony (Proposition 36), and again in 2014, reducing several drug and property felonies to misdemeanors (Proposition 47). A ballot initiative drafted by the advocacy community, which shortens sentences for nonviolent offenders, expands good time, and returns discretion to judges to decide which youth are tried as adults (Proposition 57), is on the ballot for November 2016 with Governor Jerry Brown’s support.

With these robust outcomes for advocacy-driven prison population declines and less robust outcomes for the “insider”⁸ JRI approach, it seems fair to ask whether the Justice Reinvestment strategy, with its top-down reliance on technocratic data analysis and elite consensus-building, should be preferred to a vigorous bottom-up approach that flexes grassroots muscle and elicits broad public engagement, as well as litigation, to build powerful political demands for systemic change.

This article examines the case of New York City, whose 50-plus percent decline in incarceration starting in the mid-1990s occurred at a time when incarceration rates in the rest of the United States, taken as a whole, as well as in the remainder of New York State, were increasing. Our research reveals two noteworthy findings relative to New York’s incarceration experiment. First, it flowed from—or at the very least, coincided with—a bottom-up effort to amend, repeal, and reverse the laws, policies, and practices that swept our nation into the era of mass incarceration—most particularly those involving the War on Drugs. Second, the profound decline in incarceration in the nation’s largest city, which leaves it as one of the least incarcerated cities in America, occurred at a time when New York was also becoming the safest city in America, giving the lie to the notion that dominated criminal justice policy in the United States in the last four decades of the twentieth century that more incarceration was needed to provide more safety.

In short, we describe how New York City’s remarkable reversal of mass incarceration was spurred by grassroots advocacy and the growth of responsive and reform-minded public officials at both the local and state levels.

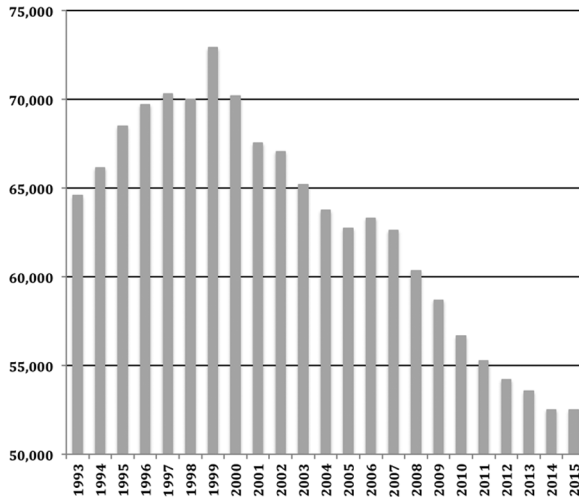
I. New York’s State Prison Population De-Escalates

One of the three most robust state experiences with decarceration has taken place in New York. During 1999, the state prison population hit an all-time high of 72,899.⁹ By the end of 2015, the population had fallen by 28 percent to just 52,344 (Chart 2).

As indicated in Chart 3, New York City is the sole driver of the state’s prison population decline. Indeed, if criminal justice officials in the rest of the state had followed the City’s lead in adopting new policies and programs, the state prison population might have fallen by another 13,000 people to reach an overall reduction of approximately 50 percent.

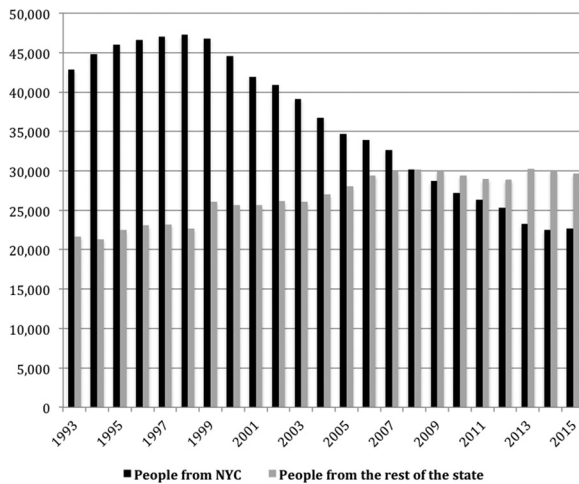
A remarkable policy shift at the New York City Police Department (NYPD) was the principal factor that set the trend in motion, after decades of costly prison construction was needed to manage a boom in population growth. Drug law enforcement in New York City had played a role in prison population trends since enactment in 1973 of Gov. Nelson Rockefeller’s notorious mandatory minimum drug law reform—the Rockefeller Drug Law. Sale of only two ounces, or possession of just four ounces, of a narcotic drug became a Class A felony, carrying a 15-to-life prison sentence. The majority of drug offense cases subject to the new

Chart 2
New York State prison population, 1993–2015



(Sources: Bureau of Justice Statistics; New York State Department of Corrections and Community Supervision)

Chart 3
Comparing people in New York State prisons sentenced in New York City with those sentenced in the rest of the State, 1991–2015



(Source: New York State Department of Corrections and Community Supervision)

law would involve much smaller weights, but the lesser-known Second Felony Offender Law, enacted along with the Rockefeller Drug Law, made a prison sentence mandatory for anyone convicted of any two felonies—no matter their nature—within ten years.

A national moral panic sparked in the mid-1980s by the so-called crack crisis did not exempt New York City, even though the state’s drug laws were already among the toughest in the nation. Operation Pressure Point was piloted by the NYPD on the lower east side of Manhattan in 1985.¹⁰ Soon the drug enforcement dragnet was spread across City streets in other neighborhoods like East Harlem and Southeast Queens by NYPD’s Tactical Narcotic Teams

(TNT). TNT mobilized roving cadres of plain-clothes and undercover narcotics officers to saturate targeted neighborhoods with intensive buy-and-bust operations over a three-month period before moving on to the next target.

Intensified street drug enforcement flooded prison capacity, with individuals committed to prison for drug offenses rising from just 834 in 1973 to 11,225 in 1992, a remarkable thirteen-fold increase. By 1994, one-third of all New York State prison beds were holding people serving time for a drug conviction.¹¹ Ninety percent of them were Black or Latino.

After enactment of the Rockefeller Drug Laws, New York legislators continued to constrict judicial discretion by toughening other sentencing laws. In 1978, longer sentences were enacted for “violent felony offenders” and “persistent violent felony offenders.” Another measure increased the likelihood that young people convicted of violent crimes would receive an adult prison sentence.

George Pataki defeated incumbent Gov. Mario Cuomo in 1994 on a platform of “truth in sentencing” and a pledge to restore the death penalty. Legislators soon followed his lead by amending Article 70 of the state Penal Laws to eliminate parole for people convicted as two-time persistent violent felony offenders, replacing discretionary release with fixed “determinate” sentences.

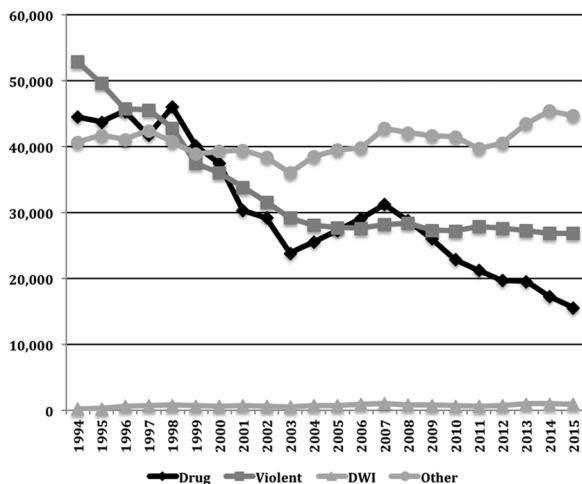
Running for reelection in 1998, Gov. Pataki signed “Jenna’s Law,” abolishing parole for *all* people convicted as violent felony offenders. His parole board marched in time with his get-tough philosophy. Between 1994 and 1999, the parole grant rate at first hearings dropped from 60 to 40 percent.¹² Both Cuomo and Pataki oversaw massive prison construction. Between 1988 and 1999, the state built twenty new prisons.

II. Developments in New York City
A. Violent Crimes and Arrests Decrease in New York City

New York City’s reported crime data show a remarkable decrease in violent crime starting in 1991. By 2012, the City’s violent crime rate had plummeted by 73 percent. Arrests for violent felonies also declined. In 1994, there were 70,880 arrests for violent felonies statewide. By 2015, that figure had fallen to 40,816. Within New York City, violent felony arrests fell by 49 percent, compared to just 22 percent in the rest of the state. During the same period, felony drug arrests in the City also took a dramatic tumble (Chart 4).

The Rockefeller Drug Laws met with opposition from the day the governor announced his intention to toughen sentencing laws. After the launch of TNT, criminal justice reform advocates and community activists intensified their opposition. In the late-1990s, an effort to organize students against the Rockefeller Drug Laws was taken up by Kevin Pranis under the banner of the Prison Moratorium Project (PMP), an organization founded by Eddie Ellis. Ellis had established a prison-based policy-reform think tank while

Chart 4
Felony arrests in New York City, 1994–2015



(Source: New York State Division of Criminal Justice Services)

he was serving a sentence at New York’s Green Haven prison. State and City University of New York students marched in 1997 on the State Capitol carrying banners that featured a graph depicting a nearly dollar-for-dollar shift in state spending from higher education to prisons. Pranis was joined by Kyung Ji Rhee, who played a major leadership role in the PMP work.

PMP coined the term “Drop the Rock,” which was embraced by the Correctional Association as the name of their own drug reform campaign, launched by CA executive director Robert Gangi in 1999. The campaign soon spawned a broad coalition of organizations, including the Center for Constitutional Rights, the Legal Aid Society, the United New York Black Radical Congress, the American Jewish Congress, the New York Civil Liberties Union, and the Fortune Society. In 2000, indie recording label Raptivism Records released *No More Prisons*, an album of performances by various rap and spoken-word artists in support of PMP, to galvanize the hip-hop community about the issue.

In 2000, the Drug Policy Alliance (DPA) was formed in New York City as a national organization from a merger of the Lindesmith Center and the Drug Policy Foundation, with Ethan Nadelmann as its first (and current) executive director. By 2001, DPA, whose Rockefeller Drug Law reform efforts were then led by Deborah Small, was producing Spanish-language television ads featuring family members of people serving prison terms under the Rockefeller Drug laws. DPA’s sustained efforts throughout the decade to educate the public about the harshness of these laws served to broaden the various campaigns and alliances into a powerful movement for reform. In 2006, Gabriel Sayegh took on a key leadership role at DPA in guiding the reform strategy to legislative victory in 2009.

Felony drug arrests in the City suddenly began a sharp decline, from 45,978 in 1998 all the way to 15,507 in 2015—a drop of 66 percent, compared to a decline of less than 20

percent in the rest of the state—at a time when drug use in the City remained relatively stable.¹³

NYPD enforcement priorities had clearly begun to shift, and the results were dramatic. In just two years, the number of drug arrests had fallen by more than 8,000 from the high-water mark in 1998. It is plausible that the police were responding to burgeoning public pressure and/or a shift in attitudes toward the Drug War in New York City.

Indeed, in 1999, a well-publicized Zogby International poll of likely New York State voters had indicated that the Rockefeller Drug laws were highly unpopular.¹⁴ Twice as many voters responded that they were *more* inclined to vote for state legislators who would reduce drug sentences and give judges greater discretion, than the number who said they’d be *less* inclined to do so.

B. New York City Wins the War

Franklin Zimring has described changes in staffing patterns at the NYPD during the period when crime rates were falling in the City.¹⁵ He notes that during the 1990s, the number of officers assigned to special narcotics units grew by leaps and bounds, from 1,183 officers in 1990 to 2,800 in 1999. Yet by 2006, the narcotics force had shrunk back to three fewer officers (1,180) than its original size. Zimring speculates that the City had simply won the drug war on its own terms:

Did the department’s priorities change that markedly? Or did New York City win its war on illegal drugs and then withdraw its troops? One very likely explanation is that the police had succeeded in achieving the two major strategic objectives that animated the narcotic unit’s expansion—driving drug markets off the streets and reducing drug traffic-related violence.¹⁶

Zimring notes that drug-related hospitalizations and drug-overdose death trends remained relatively flat during the period. He surmises that the NYPD had never expected to curtail drug use or its harms with the TNT strategy. Perhaps their efforts were focused more on affecting the nature of the drug markets than they were on actually affecting drug trafficking and use:

Indeed, the almost 60 percent drop in narcotics unit strength is strong circumstantial evidence that the open air market and lethal violence aspects of drug traffic were the department’s chief priorities all along.¹⁷

Whatever way the NYPD had measured the success of its drug enforcement effort, police brass were clearly ready to move on to other challenges. Mayor Rudy Giuliani appointed Bernard Kerik to serve as New York City Police Commissioner in 2000. Kerik had joined the force during the height of TNT and was soon working undercover, making scores of buy-and-bust arrests in Harlem and Washington Heights. By 1990, he’d made detective. The following year he was assigned to the New York Drug

Enforcement Task Force, a post he held until joining the protective detail for Mayor Giuliani. Having made his bones as a drug warrior, Commissioner Kerik was well-equipped to call a retreat in the City's drug war.

C. Misdemeanor Drug Arrests Also Decline

In 1994, Police Commissioner Bill Bratton introduced his trademark “broken windows” policing. He ended a long-standing NYPD policy that discouraged patrol officers from arresting people for petty drug offenses, encouraging them to be aggressive with people they saw committing “quality-of-life” crimes.¹⁸ Accordingly, misdemeanor drug arrests rose sharply from 1994 to 1996, after which Bratton returned to private life. The sharp rise continued throughout the regime of Commissioner Howard Safir, peaking in 2000 at 102,712.

Once Bernard Kerik replaced Commissioner Safir, however, misdemeanor drug arrests began a sharp decline that seems an echo of the felony drug arrest decline. In 2005, under Commissioner Ray Kelly, these arrests began to rise again to a secondary peak of 84,250 in 2011. By then drug reform advocates were loudly denouncing the tens of thousands of marijuana arrests that comprised more than 40 percent of misdemeanor drug arrests and appeared to be associated with excessive levels of “stop and frisk.”¹⁹ The Drug Policy Alliance, in collaboration with the Marijuana Arrest Research Project, the Center for NuLeadership, and VOCAL-NY, organized a campaign to stop these arrests at both local and state levels. Commissioner Kelly responded by issuing a series of memos clarifying and liberalizing the NYPD's arrest policies for marijuana, and Mayor Michael Bloomberg called for the issuance of desk appearance tickets in lieu of arrests for marijuana possession.

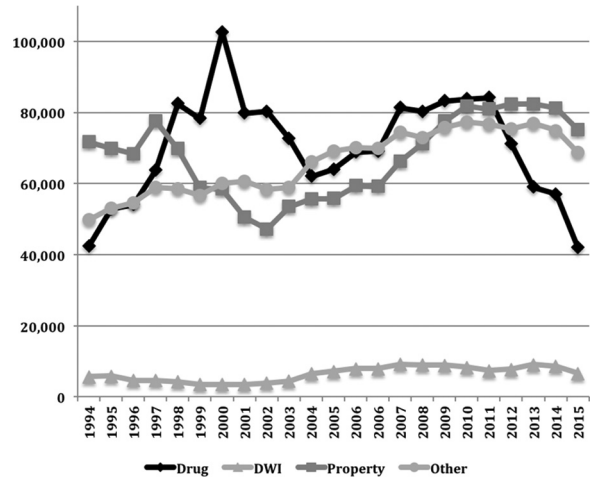
During the 2013 mayoral election campaign, there was general agreement by the candidates to reduce marijuana arrests. From 2011 to 2015, the number of misdemeanor drug arrests plummeted by 50 percent, back to the level before Commissioner Bratton told the patrol troops to crack down on petty street crime (Chart 5).

III. Prosecution and Sentencing in Drug Cases

Recent data indicates that prosecutors across New York State indict or file a superior court information for about 35 percent of felony drug arrests in order to prosecute them as felonies in the superior courts.²⁰ The decline in felony drug cases between 2006 and 2015 (the period for which data are available) has been significantly deeper than the decline in violent offenses.

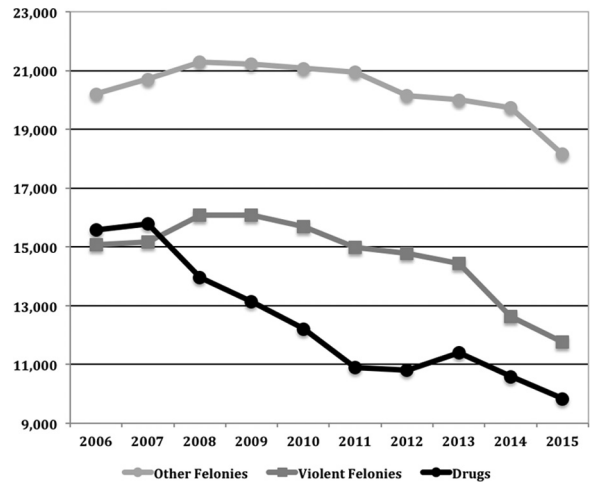
Reflecting the turn in public sentiment about the issue of drugs, sentencing practices had already begun to shift across the state before the NYPD shifted its priorities away from intensified drug enforcement, and almost two decades before Rockefeller Drug Law reform was enacted. In 1990, the newly elected Kings County (Brooklyn) District Attorney Charles J. Hynes decided that for many repeat felony drug offenders, their families and their communities would benefit more from a treatment alternative than from

Chart 5
Misdemeanor arrests in New York City, 1994–2015



(Source: New York State Division of Criminal Justice Services)

Chart 6
Indictments and court informations prosecuted in Superior Court, 2006–2015



(Source: New York State Division of Criminal Justice Services)

a mandatory prison term. Hynes struck an historic blow against the Second Felony Offender Law, agreeing to divert people with one or more prior felony convictions to treatment programs. Within a few years, district attorneys across the state were replicating Hynes' Drug Treatment Alternative-to-Prison (DTAP) program.

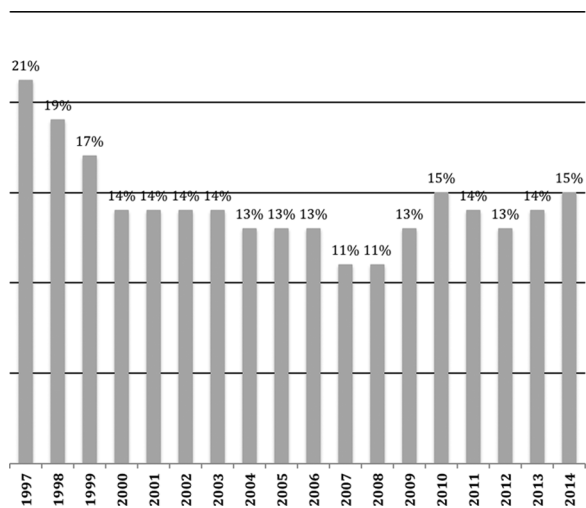
The DTAP program was evaluated by Columbia University's Center on Addiction and Substance Abuse.²¹ The CASA research team found that DTAP effectively diverted individuals from incarceration and reduced relapse and re-offense, even for those with significant criminal histories. DTAP participants were found to be 36 percent less likely to be reconvicted and 67 percent less likely to return to prison after two years than a matched comparison group.

The DTAP program joined an already robust network of ATI (alternatives to incarceration) programs that will be discussed in more detail below. The City’s investments in ATI programs had been growing since the 1960s, when the Vera Institute of Justice first developed pretrial release and diversion programs that became national models, encouraging judges to send people to treatment, educational, or vocational programs instead of jail.

In the mid-1980s, New York State legislators were allocating hundreds of millions in tax dollars to expand the state’s prison system, but they also began to provide substantial funding for an array of new ATI programs designed to target defendants thought to be “jail- or prison-bound” with advocacy and program interventions intended to reduce the courts’ reliance on incarceration. Some charged that these programs were largely being misused by judges to “widen the net” of criminal justice control (i.e., diverting people who would probably not have been sent to jail or prison in the first place).

Yet despite a lack of conclusive evidence that ATI programs have had much impact on the state prison population, no one would argue that the network did not have a strong impact on the culture and climate of the courts—with scores of “court representatives” from nonprofit organizations and New York’s criminal defense agencies actively advocating every day for noncustodial sentencing in carefully screened cases, and an array of program services ranging from behavioral health interventions, recovery, and employment services, to specialized services for women as well as for noncustodial fathers. Although ATI programs were not restricted to diverting drug cases alone, the proportion of felony drug cases that resulted in a prison sentence fell from 21 percent in 1997 to an all-time low of 11 percent in 2007 (Chart 7).

Chart 7
Percentage of disposed felony drug cases sentenced to prison, 1997–2014



(Source: New York State Department of Corrections and Community Supervision)

IV. Correctional Tools for Prison Population Management

At the state level, correctional managers were working on a right-sizing approach to managing the prison population. They set a number of policies and programs in place to gain more control of population levels as well as to encourage those in their custody to maintain good behavior and engage in constructive activities while serving time. These included:

A. Shock Incarceration

Established in 1997, participants in New York’s Shock program were originally selected by correctional staff from among those age 23²² and younger who were already in prison to avoid widening the net of social control. Successful participation in substance abuse treatment resulted in early release from prison.

A 2007 report to the legislature noted that 80 percent of FY2005–2006 Shock participants had earned their GEDs. After release to parole, drug tests indicated an abstinence rate of 92 percent among Shock parolees.²³ By December 2015, 68,764 people had participated in Shock, with a success rate of 73 percent, who received early parole. Correctional officials estimated that their early releases had saved taxpayers \$1.498 billion.²⁴

B. Earned Parole Eligibility

New York’s Earned Eligibility Program (EEP) was introduced in 1992 to provide people that are parole-eligible and who meet certain criteria with an “earned eligibility certificate” that enhances their chances for release at their first parole hearing. Most people who can be considered for a certificate by Department of Corrections and Community Supervision (DOCCS) staff receive one. But since 1995, when New York began to embrace truth-in-sentencing, the number of parole-eligible people in prison has declined, and many who remain parole eligible are people sent to prison years ago with very long terms to serve.

From October 2015 through March 2016, 3,941 people faced their initial parole hearing. 2,225 (57 percent) had been certified for early release. Of those certified, only 850 (38 percent) were granted parole. Of those denied a certificate, only 7 percent were granted parole.²⁵

C. Merit Time

The Merit Time Program, established in October 1997, allows people who are serving a prison term for a nonviolent, non-sex offense to earn a reduction of one-sixth off their minimum term, which qualifies them for early parole consideration. The reduction depends upon achievement of specific program goals—obtaining a GED or a vocational training certificate, completing an alcohol or drug abuse program, or performing 400 hours of service on a community work crew—provided there have been no serious disciplinary infractions.

Between the inception of Merit Time and December 2006 (the latest year that program statistics were made available), 37,914 people had earned a Merit hearing at the parole board, of whom 64 percent were released prior to

their designated parole eligibility date. On average, those granted Merit Time shaved about six months off their minimum sentence. A recidivism study found that the return-to-prison rate for Merit Time release was 31 percent, compared to 39 percent for all other releases. By 2006, DOCCS managers attribute \$384 million in savings to the Merit Time program.²⁶

D. Parole Release

While these population reduction programs were increasingly embraced by correctional managers, the state's most traditional tool for population management began to fall by the wayside. Until 1995, New York's penal code required that state prison sentences be "indeterminate," with judges sentencing people to a minimum typically set at one-third of the maximum. The parole board would review each case, with an initial hearing to be set in accordance with first eligibility at the minimum date. Good behavior could earn one-third off the maximum date. As such, unless they failed to earn "good time" credits, someone sentenced to, for example, three to nine years could count on being released after serving six years at the most.

The federal Violent Crime Control and Law Enforcement Act of 1994 allocated \$9.7 billion in prison expansion funding for states that gave assurances that new correctional policies (including truth-in-sentencing laws) would be implemented to provide "sufficiently severe punishment for violent offenders."²⁷

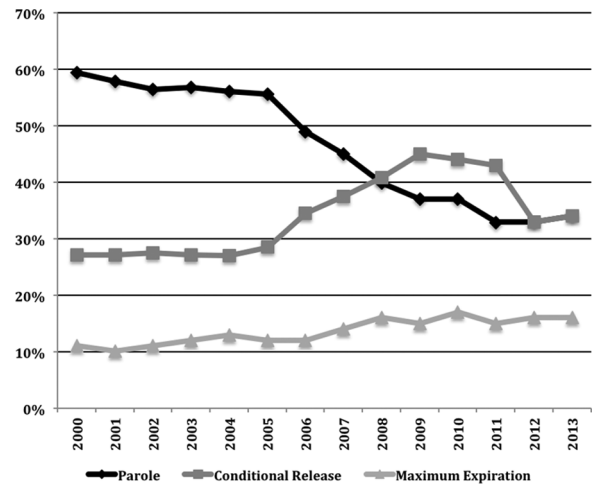
The New York State Legislature enacted a series of truth-in-sentencing laws that required determinate terms for someone convicted of a violent felony with a prior felony conviction within the previous ten years (1995), of a first-time violent felony (1998), of a drug felony (2004), and of a "non-violent sex offense" (2007). Those receiving a determinate sentence may only earn up to one-seventh time off for good behavior.

As a result, from 1995 forward, the number of people sentenced to indeterminate prison terms and therefore eligible for parole release steadily decreased. In 2000, 59 percent of those released from prison gained release by the parole authorities, while only 27 percent were released at their conditional release date. By 2008, the number of conditional releases exceeded the number of parole releases for the first time, and by 2013, only 34 percent of releases resulted from parole board decisions. That same year, 16 percent of those released from prison had "maxed-out" without any grant of "good time," a modest but steady increase from only 11 percent in 2000 (Chart 8).

Today, the bulk of those subject to indeterminate sentences are people still serving long terms for serious crimes committed prior to truth-in-sentencing laws. As the pool of parole-eligible people dwindled, the rate of parole board approvals took a nose-dive (Chart 9).

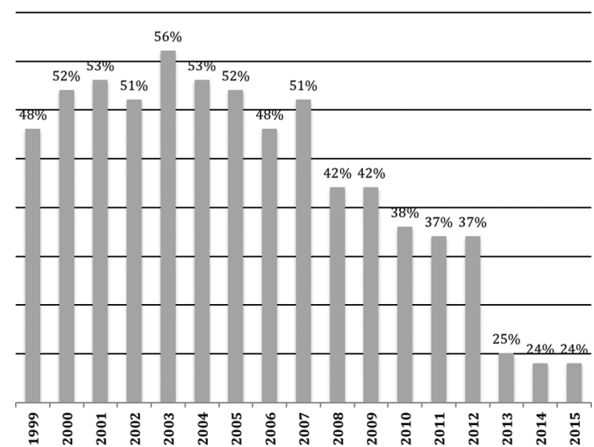
Advocates charge that the increasingly elderly parole-eligible pool of people in DOCCS prisons are being denied release purely on the basis of their conviction charges. They say that the board is not taking account of their in-prison

Chart 8
Prison release type, 2000–2013



(Source: New York State Department of Corrections and Community Supervision)

Chart 9
Percentage of parole-eligible people approved, 1999–2015



(Source: New York State Department of Corrections and Community Supervision)

behavior, their readiness for release, or their likelihood of recidivating.²⁸

V. Finally, Drug Policy Reform by Legislative Action

As described above, decades of intensifying advocacy by proponents of drug policy reform and alternatives to incarceration began to outweigh the harsh rhetoric of drug "hawks" and the "tough-on-crime" movement during the late 1990s, resulting in an unprecedented reduction in New York's state prison population. Most of that advocacy arose out of New York City, and not surprisingly, the entire decline in the state's prison population was the result of the decline in persons imprisoned emanating from New York City. Yet an entire decade would pass before legislators caught up with public sentiment, and the Rockefeller Drug Laws themselves would see substantial revision.

At the urging of Gov. Pataki, some modest reform measures were granted in 2003 and 2004 by the legislature. These included: (1) extending Merit Time credits to those serving 15–life mandatory sentences; (2) expanding the earned eligibility program from people serving a minimum sentence of six years to a minimum term of eight years; and (3) allowing people who had no prior violent felony record, and who were serving time for a nonviolent conviction, to apply for “presumptive release” after serving five-sixths of their minimum term. In 2004, a reform bill ended indeterminate sentences for drug crimes and doubled the weight thresholds that triggered the harshest mandatory prison sentences.

November 2004 saw yet stronger winds billowing the sails of drug reform in New York when a political upset in a closely watched race for District Attorney in Albany defeated the incumbent DA. David Soares, an assistant district attorney, ran against his boss on a drug reform platform. He built a political base spanning Albany’s urban core to the affluent suburbs with a bold denunciation of the Rockefeller Drug Laws. Soares’ victory galvanized drug policy reformers across the state and set many other elected DAs on edge. Soares’ campaign was backed by philanthropist George Soros, a key funder of the Drug Policy Alliance.²⁹

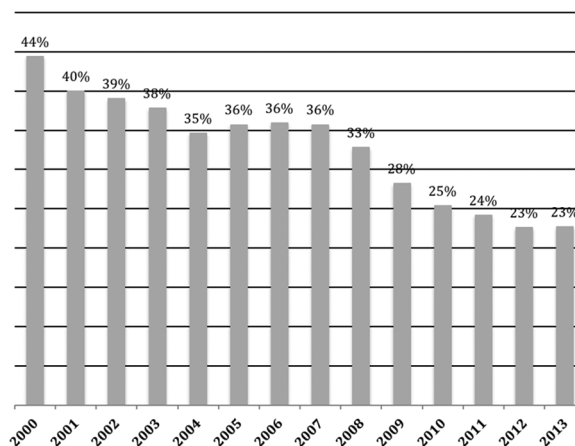
In the fall of 2008, key members of the New York State Assembly convened unprecedented joint hearings involving the combined leadership of six legislative committees for day-long sessions in both New York City and Rochester. National experts, public health practitioners, and local reform advocates alike voiced the need to establish a public health–based approach to the problem of drugs.

In January 2009, more than 300 people—health professionals, law enforcement veterans, elected officials, reform advocates, drug treatment specialists, and active drug users—gathered in New York City for a conference convened jointly by the Drug Policy Alliance and the New York Academy of Medicine to spur reform.

The Speaker of the Assembly responded with a pledge that 2009 would be the year that reform of the Rockefeller Drug Laws would be won. On April 7, 2009, New York’s Governor David Paterson signed Article 216 of the Criminal Procedure Law. Key elements of the reform included:

- Judicial discretion to place people convicted of drug offenses into treatment and to offer second chances when appropriate
- Diversion for people who commit crimes other than drug offenses because of issues stemming from substance dependence
- Diversion eligibility for people convicted of second felony offenses
- Opportunities to try community-based treatment without the threat of a longer sentence for failure
- Plea deferral options, especially for non-citizen green-card holders who would become deportable if

Chart 10
Percentage of drug admissions among all new admissions, 2000–2013



(Source: New York State Department of Corrections and Community Supervision)

they take a plea to any drug felony conviction, even if it is later withdrawn

- Opportunities for resentencing for more than 900 people who were still in prison under the longer pre-2004 indeterminate terms
- Sealing provisions that protect people who finish their sentences from employment discrimination based on the past offense
- The option to dismiss a case in the interests of justice when the accused has successfully completed a treatment program.

Along with Rockefeller Drug Law reform, New York’s legislators also strengthened DOCCS population-control valves, extending Shock eligibility, extending Merit Time to college participation, and establishing medical parole.

VI. The Impact of Drug Reform on the State Prison Population

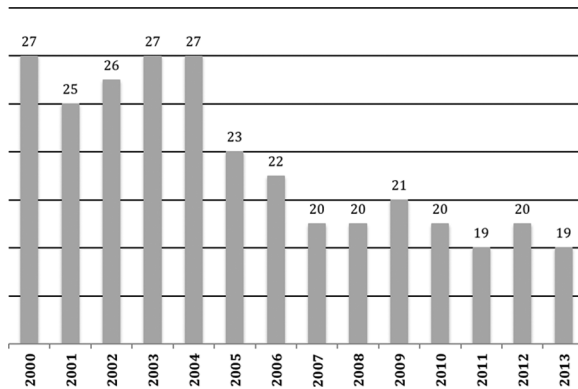
The proportion of people admitted to serve a felony drug sentence had been declining among all new admissions since 2000, but the 2009 reform spurred a yet deeper decline (Chart 10).

The average sentence for people convicted of a drug felony also fell, along with the percentage of people serving time for a drug conviction within the overall prison population (Charts 11, 12).

In 1996 there had been 24,000 people serving a felony drug sentence in New York’s state prisons. At the end of 2014 there were less than 6,700, a breathtaking 72 percent decline.

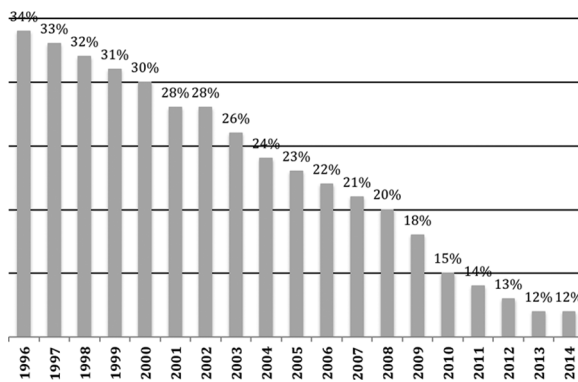
The cumulative effect of refocusing NYPD drug enforcement priorities, the shifting drug sentencing trends in the City courts, the use of incentivized release programs at DOCCS, and the legislative reforms—including the long-fought-for 2009 Rockefeller Drug Law reform—can be

Chart 11
Average minimum sentence for people with a drug conviction, 2000–2013 (in months)



(Source: New York State Department of Corrections and Community Supervision)

Chart 12
Percentage of people with drug convictions in New York State prisons, 1996–2014

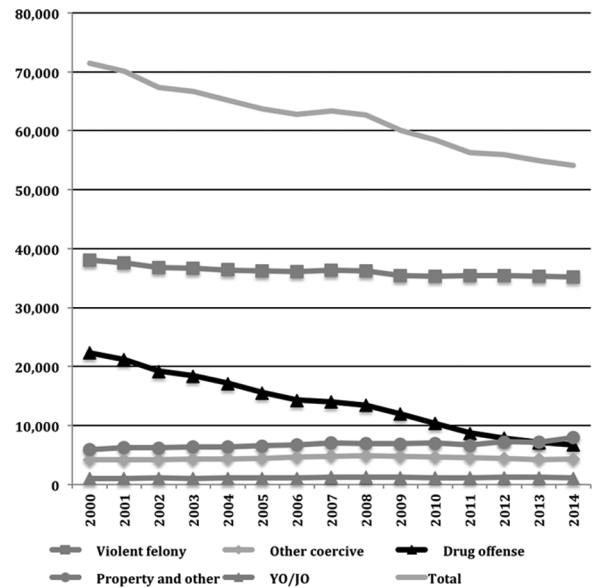


(Source: New York State Department of Corrections and Community Supervision)

clearly seen on Chart 13. Between 2000 and 2014, with 15,601 fewer people serving time on a drug conviction, the overall prison population level fell by 17,289.

With thousands of empty prison beds, New York’s correctional managers have been able to greatly reduce their prison capacity, saving money and making the prisons safer for both correctional staff and the people they guard. During the Pataki administration, DOCCS managers deactivated 2,700 dormitory beds. After the sweeping changes to the Rockefeller Drug Laws enacted in April 2009, three small minimum security prisons were closed and annexes were shuttered at six prisons that otherwise remained in operation. The DOCCS estimate was that some \$52 million was saved over the next two years.³⁰ By 2014, DOCCS managers had closed a total of 13 prison facilities, and \$24 million in economic development money had been allocated to assist local communities affected by prison closures.³¹

Chart 13
New York State prison population, 2000–2014



(Source: New York State Department of Corrections and Community Supervision)

VII. New York City’s Use of Jail

As with the New York State prison population, the decline in New York City’s jail population has been dramatic and driven by the shift in NYPD priorities along with substantial changes in courtroom decisions that have eschewed the use of jail. The degree of decarceration within the City system has sparked serious discussions among policymakers and advocates, with substantial media support, to close the notorious jail facilities on Rikers Island and relocate persons incarcerated in New York City’s jails to smaller, borough-based facilities.³²

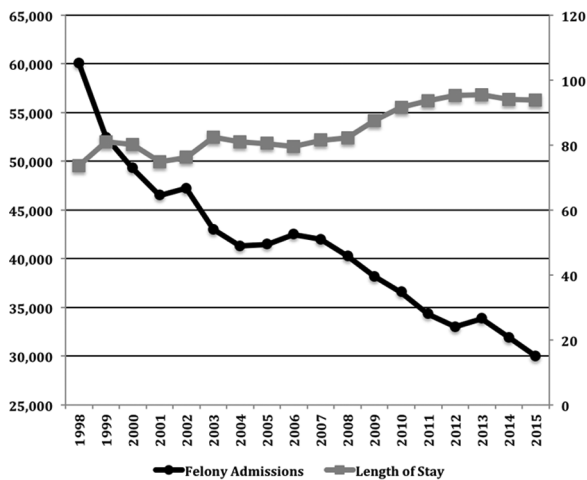
The population of the New York City Department of Correction has declined from an historic high of 21,688 in 1991 to 9,762 at the end of April 2016, a remarkable 55 percent decline. Jail population levels are determined by two factors: the number of people who enter the jail, and the amount of time they are confined until released. Since 1998,³³ the average length of stay for both felonies and misdemeanors has increased somewhat, but admissions for both offense categories have greatly decreased (Charts 14, 15).³⁴

A. Pretrial Release in New York City

Since the overwhelming majority of those in NYC Department of Correction custody are detained pretrial (87 percent as of May 26, 2016) what happens with the pretrial population has an important impact on New York City’s jail population. New York City detains fewer of those arrested than most other large urban jurisdictions, and over the past decade or so, releases of defendants at arraignment have increased.

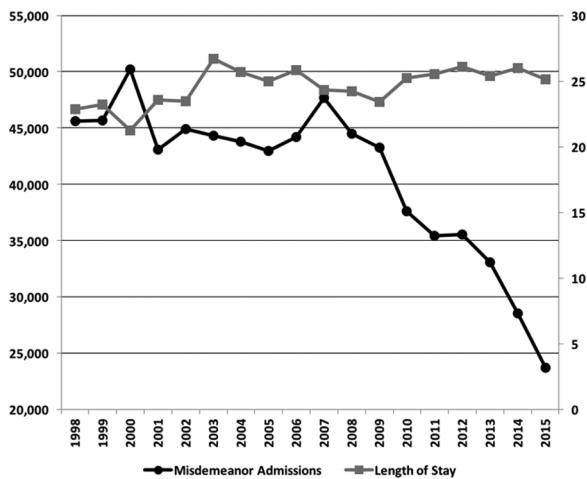
Criminal Justice Agency (CJA) staff screen and make recommendations for defendants held for arraignment in

Chart 14
Felony admissions and average days to release, 1998–2015



(Source: New York City Department of Correction)

Chart 15
Misdemeanor admissions and average days to release, 1998–2015



(Source: New York City Department of Correction)

New York City Courts, 24 hours a day, seven days a week, in all five boroughs. Founded in 1973 as the Vera Institute’s Manhattan Bail Project, CJA evolved from the nation’s pioneer in the use of a risk assessment instrument to advise courts about the likelihood that if released on recognizance (ROR’ed) in lieu of bail, a defendant would return to court on their next required court date.

Recent research on pretrial release shows that defendants in New York City were more likely to be released prior to case disposition (74 percent) than was the case for the 75 other largest urban areas nationally (58 percent). Non-financial release in New York City also made up a larger portion of releases (50 percent) than was the case for the other large urban areas (25 percent).³⁵

From 2004 to 2014, the percentage of persons released on their own recognizance increased.³⁶ For those

individuals recommended for release by CJA, 83 percent were ROR’ed in 2014, compared to 78 percent in 2004, and for people evaluated by CJA as medium risk, 72 percent were ROR’ed in 2004, compared to 79 percent in 2014. But arraignment judges appear to have become more liberal in general over this period, since 50 percent of those for whom CJA did *not* recommend release were released on recognizance anyway in 2014, compared to only 38 percent in this category who were ROR’ed in 2014.³⁷

A substantial majority of individuals made their court appearances as required in all recommendation categories, although lower failure-to-appear rates were associated with positive CJA recommendations. In 2014, 7 percent of defendants in both felony and non-felony cases who were recommended for release failed to appear, as did 11 percent of those evaluated as moderate risk. By comparison, defendants in 22 percent of non-felony cases who were not recommended for release failed to appear.

In addition to near-universal screening of defendants for release on their own recognizance, in 2014, CJA operated bail-expediting (BEX) programs in the four largest NYC boroughs, which assisted defendants for whom bail was set to contact relatives and friends for help in posting bail. In 2014, Mary Phillips, Deputy Director of Research at CJA, studied thousands of defendants in New York’s four largest boroughs, with the following percentages making bail either in court or within two days of being detained:

- The Bronx: 26 percent of 5,150 made bail
- Brooklyn: 21 percent of 7,988 made bail
- Manhattan: 24 percent of 7,330 made bail
- Queens: 33 percent of 4,333 made bail.³⁸

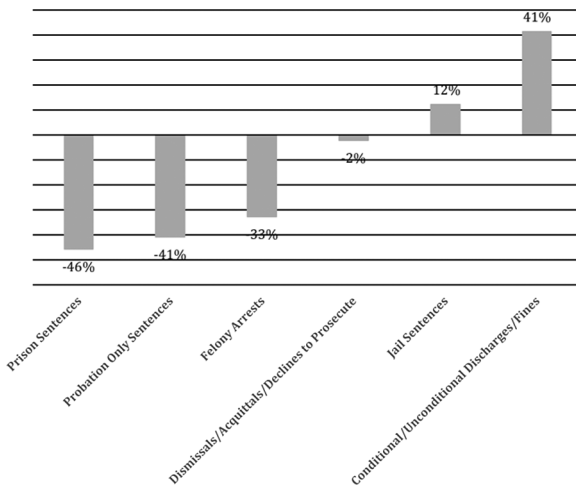
B. The Sentenced Population

In addition to the decline in felony arrests—and particularly felony drug arrests—described above, there has been a dramatic change in dispositions of persons arrested for felonies and misdemeanors in New York during this time period.

According to the New York State Division of Criminal Justice Services, felony cases fell by one-third between 1996 (125,703) and 2014 (84,505). Prison sentences declined sharply as a portion of all felony case dispositions, while jail dispositions rose slightly (Chart 16). Overall, this substantial reduction in prison commitments makes a large contribution to reducing the City’s combined incarceration rate³⁹ since people committed to prison have longer lengths of stay than those committed to jail.

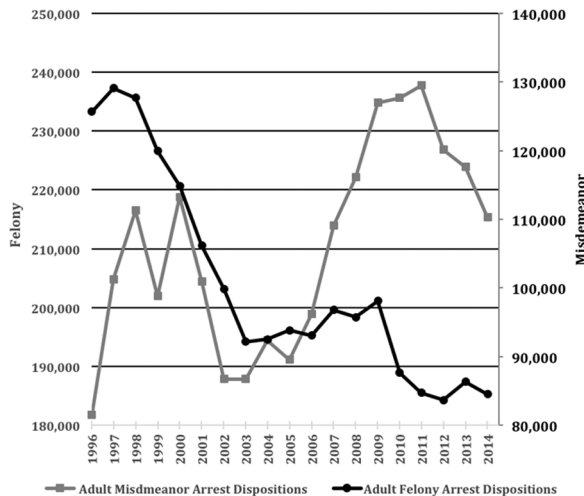
Furthermore, even though jail sentences rose as a *percent* of all felony cases disposed of, the overall *number* of jail sentences declined by 4,738 due to the 33 percent decline in felony cases disposed of by New York City Courts between 1996 and 2014. In other words, the decline in felony arrests accounted for *all* of the decline in jail commitments for felony arrests, and then some.

Chart 16
Change in arrest dispositions for felony arrestees
in New York City, 1996–2014



(Source: New York State Division of Criminal Justice Services)

Chart 17
Felony and misdemeanor arrest dispositions in
New York City, 1996–2014



(Source: New York State Division of Criminal Justice Services)

A different trend appears with the misdemeanor arrests and dispositions, although the misdemeanor trend also nets out to substantially fewer jail commitments. Misdemeanor arrests rose from 181,817 in 1996 to a peak of 237,818 in 2011 before falling to 215,352 in 2014, a net increase of 18 percent or 33,535 misdemeanor arrests (Chart 17).

But the small number of misdemeanor acquittals rose, and New York courts and prosecutors diverted, dismissed, or declined to prosecute an increasing portion of misdemeanor cases, even as misdemeanor arrests mushroomed. As such, even though there were 33,535 more misdemeanor arrests in 2014 than in 1996, because of a 34 percent

increase in dismissals, acquittals, and declinations, 6,653 fewer misdemeanor convictions were obtained in 2014 than in 1996.

Jail as a disposition for misdemeanor arrests also declined during this time period. In 1996, 25 percent of all misdemeanor cases were sentenced to jail, compared to only 20 percent in 2014. In total, despite the fact that there were 33,535 more misdemeanor arrests in 2014 than in 1996, there were 1,954 fewer cases in NYC ending in a jail sentence in 2014 than in 1996.

During this time period, jail lengths of stay for individuals with felony charges increased by 28 percent, from 74 days in 1996 to 94 days in 2013, adding nearly three weeks of incarceration for thousands of individuals.⁴⁰ According to the Mayor’s Office of Criminal Justice, only 5 percent of all people discharged from Rikers Island in 2014 filled 44 percent of the jail’s beds because they each spent over 270 days on Rikers waiting for disposition of their case, prompting the Mayor’s office to launch an effort to reduce case processing times and to allocate \$17.8 million for pre-trial supervision programming.⁴¹ Clearly, had case processing times not increased for persons with felony charges, the declines in New York City’s jail population would have been even greater.

As with state prison sentences, incarceration of persons for drug offenses led the way in reducing the jail population in New York City. From 1996 to 2016, there was a 73 percent decline in the number of people incarcerated in New York City’s jails for drug offenses, which made up more than half (52 percent) of the entire jail population decline during that time period.

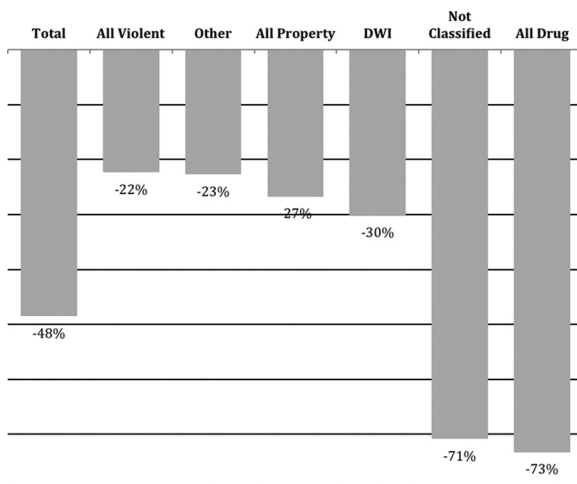
Unclassified offenses (e.g., warrant holds, violations, loitering/prostitution, and missing cases) made up only 24 percent of the decline, and people held for violent offenses accounted for only 13 percent of the decline. People incarcerated for property offenses comprised 5 percent of the decline from 1996 to 2014, and those incarcerated for driving while intoxicated comprised 6 percent of the decline (Chart 18).

Formal probation supervision can be another route to incarceration for some individuals insofar as failure to abide by conditions of probation can result in jail or, less frequently, prison terms. From 1996 to 2014 in New York City, probation sentences and the number of people on probation declined considerably, early discharges from probation increased, face-to-face supervision decreased, and probation violations were substantially reduced.

In 1996, 7 percent of felony cases and 0.7 percent of misdemeanor cases were sentenced to probation, and in 2014, those rates were 4 percent and 0.3 percent, respectively. All told, the number of people sentenced to probation declined by two-thirds from 1996 to 2014, declining from 16,285 to 5,313. An analysis by the State Division of Criminal Justice Services for this article found that the number of people on probation in New York City declined by 33 percent between 1996 and 2015, compared to a 20 percent decline in the rest of the state.

Chart 18

Change in the incarcerated population by offense type in New York City, 1996–2016



(Source: New York City Department of Correction)

In addition to these court-driven changes, the New York City Probation Department itself reduced the onerous nature of probation and probation violations. In 1996, NYC Probation reduced face-to-face supervision by initiating monthly reporting to an electronic kiosk rather than more frequent face-to-face supervision for low-risk and otherwise deserving people on probation. Further, early discharges from probation increased nearly six-fold between 2007 and 2012.⁴² A state analysis showed that only 3 percent of those discharged early from probation in 2011 were reconvicted of a felony within a year of discharge.

The Probation Department’s use of violations declined significantly. Just between 2009 and 2013, probation violations declined by 45 percent.⁴³ By 2013, only 3 percent of people on probation in New York City experienced probation violations, compared to 11 percent in the rest of New York State.⁴⁴

Overall, in 2014, the number of felony and misdemeanor cases resulting in conditional and unconditional sentences and fines exceeded the number sentenced to probation, jail, and prison combined (Chart 19).

As such, as New York was becoming a safer city; its courts were dismissing many more cases, and relying less frequently on prison, jail, and probation, and more heavily on fines and conditional and unconditional discharges.

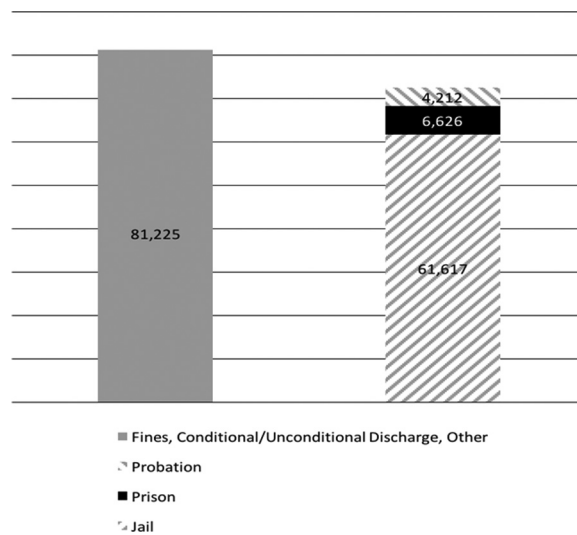
VIII. Crime and Incarceration in the Nation’s Largest City

From the mid-1990s to the present day, New York City experienced a well-publicized decline in crime that Franklin Zimring has described as the “Guinness Book of World Records Crime Drop,” exclaiming that the decline in crime in New York was “so dramatic we need a new way of keeping score.”⁴⁵

Less well-publicized has been the City’s dramatic and simultaneous decline in incarceration—a decline we’ve described in this paper. New York City’s dramatic

Chart 19

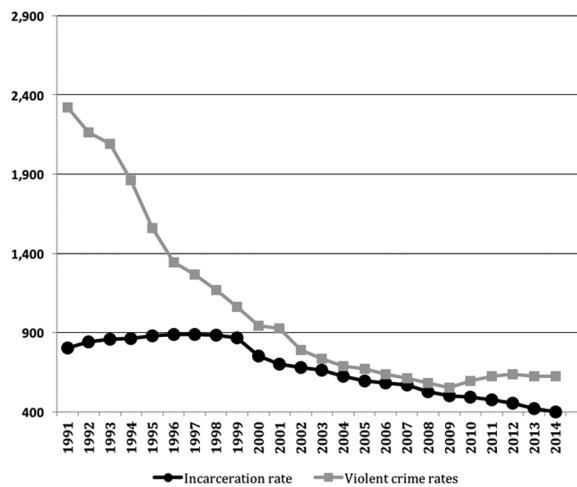
Felony and misdemeanor sentence dispositions in New York City, 2014



(Source: New York State Division of Criminal Justice Services)

Chart 20

Combined jail and prison incarceration rate and violent crime rate in New York City, per 100,000 residents, 1991–2016

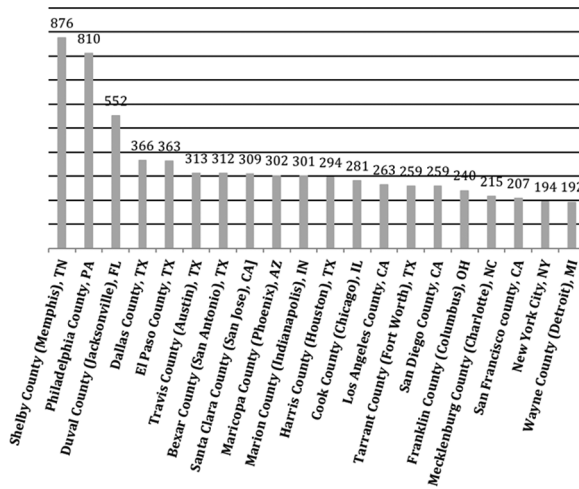


(Sources: Federal Bureau of Investigation; New York State Department of Corrections and Community Supervision; New York City Department of Correction)

combined reduction in incarceration and crime has left it as one of the safest and least incarcerated cities in the United States. And while the City’s incarceration rate fell by 48 percent from 1991 to 2014, the violent crime rate fell by 73 percent (Chart 20).

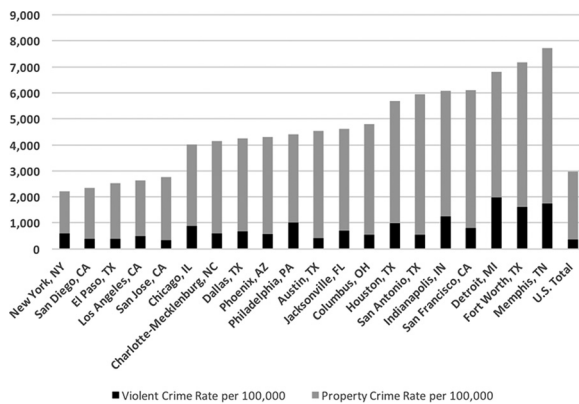
Although it was not possible for the purposes of this report to ascertain jail and prison populations for the nation’s twenty largest cities, thanks to a recent on-line source for county jail populations created by the Vera Institute of Justice, we were able to calculate the jail

Chart 21
Jail incarceration rates per 100,000 residents in the nation's 20 largest cities, 2014



(Source: Vera Institute of Justice)

Chart 22
Violent and property crime rates in 20 cities and the United States as a whole, 2014



(Source: Federal Bureau of Investigation, Uniform Crime Report)

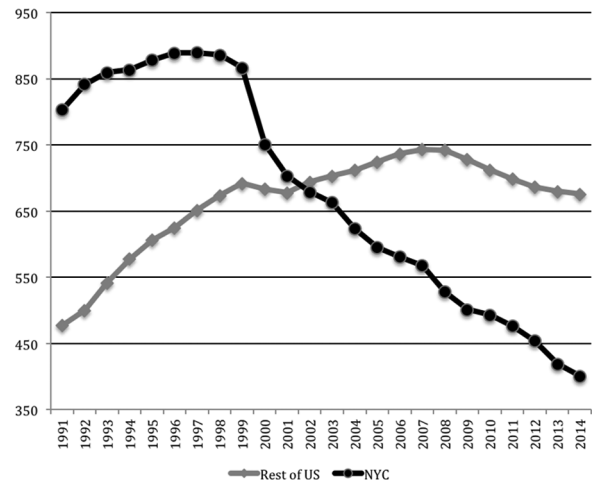
incarceration rates for the counties containing the twenty largest cities. As you can see from Chart 21, New York City has the nation's second lowest jail incarceration rate, behind only Wayne County (Detroit), Michigan.⁴⁶

Further, New York City had the lowest overall crime rate of the nation's twenty largest cities in 2014 (Chart 22).

Based on data like these, it would be hard to argue that either New York City's reduction in reliance on prison or jail sentences, or its low combined incarceration rate, are jeopardizing the public safety of the City's residents. On the contrary, while New York's incarceration rate fell by 55 percent between 1996 and 2014, its violent crime rate fell by 54 percent. This, at a time when incarceration in the rest of the country and New York State continued to rise (Chart 23).

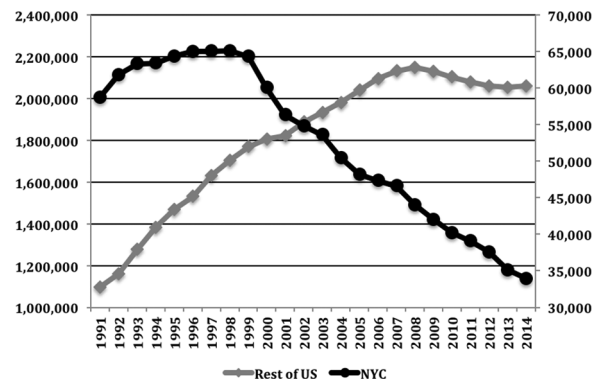
In terms of sheer numbers, the contrast between New York City and the rest of the nation is even more dramatic.

Chart 23
Incarceration rates of people in state prisons and local jails, per 100,000 residents, comparing New York City with the rest of the United States, 1991–2014



(Source: Bureau Justice Statistics)

Chart 24
People in state prisons and local jails, comparing New York City with the rest of the United States, 1991–2014



(Source: Bureau of Justice Statistics)

From 1991 to 2014, the City held 46 percent fewer people in jail and prison, while the rest of the nation increased the number of people behind bars by 34 percent. And although national data is not yet available for comparison, the combined prison and jail population decline for New York City reached 50 percent at the end of April 2016, down from its highest level at the end of 1998 (Chart 24).

IX. What Does It All Mean?

Inspired by the refrain from *New York, New York*, "If I can make it there, I'll make it anywhere," we believe that a number of lessons can be drawn from the New York experience with reducing prison and jail populations.

Lesson 1. A 50 percent reduction in the incarceration rate is not an unrealistic goal (and advocates can help to get

us there). Several criminal justice reform organizations and advocates like Glenn Martin of JustLeadershipUSA,⁴⁷ Van Jones, CNN Commentator and founder of #Cut50,⁴⁸ and James F. Austin of JFA Institute,⁴⁹ have urged that the U.S. prison population be reduced by 50 percent. George Soros' Open Society Foundation has granted the American Civil Liberties Union \$50 million to organize a campaign to cut U.S. prison populations by half, a grant that has helped to spur a left-right coalition to reduce mass incarceration.⁵⁰

Whereas calls to reduce America's incarceration rate by 50 percent may seem outlandish to some, our findings support the notion that a 50 percent reduction in incarceration is not an unrealistic goal, at least for large American cities. New York City's experience also points up that advocacy-driven decarceration efforts are more likely to seek and win audacious goals—like a 50 percent reduction in incarceration—than are technocratically driven approaches.

As will be discussed, it will take yet more difficult policy choices to reach a goal of a 50 percent reduction in the New York State prison population as a whole. But the momentum toward decarceration has in no way abated in the City. With sustained and vigorous campaigning by advocates to address the other drivers of incarceration, efforts by the Mayor's Office, and major funding from philanthropies like the MacArthur Foundation, we can expect to see more progress in New York City in future years.

New York City is not alone in reducing its incarceration rates while enjoying salutary impacts on crime. Over the past two decades, a third of all states have experienced prison population declines (see Chart 24). Moreover, from 2001 to 2013, juvenile incarceration rates across the United States have fallen by 53 percent. The rate of juvenile incarceration fell in all but one state, and the rates in the five largest states fell by nearly two-thirds during that time period.⁵¹

Lesson 2. Less can be more when it comes to incarceration and supervision. During this period of sharply declining crime and incarceration in New York City, New York's judges, prosecutors and probation officials made less use of prison, jail, and probation while increasing their use of pretrial release, dismissals, adjournments in contemplation of dismissal, conditional and unconditional discharges, and fines—all sanctions whose connection with incarceration is attenuated. In a national criminal justice system awash in punishment and control during this time period, the de-escalation of New York's system stands out as something for other jurisdictions to consider and for researchers to delve more deeply into.

Not only are 2.2 million people in prison and jail in America, but 4.7 million people—one in 54 adults—are on probation or parole. Designed originally as either a front-end alternative to incarceration (probation) or a back-end release valve for overcrowding (parole), community supervision all too often serves as a trip wire to incarcerate those under supervision for trivial acts or technical, non-criminal violations.⁵² Indeed, about one-third of prison admissions

are a result of parole violations,⁵³ and in 2004, 330,000 people on probation were revoked for non-compliance.⁵⁴

In 2014 in New York City, 32,696 (39 percent) of the 84,505 people arrested for felonies were acquitted, had their cases dismissed, or were declined for prosecution, and another 21,752 (26 percent) received fines and conditional or unconditional discharges. By contrast, 18,159 (21 percent) were sentenced to jail, 6,442 (8 percent) were sentenced to prison, and 3,652 (4 percent) were sentenced to probation. Dismissals, acquittals, declinations, fines, and conditional/unconditional discharges were used almost twice as frequently as prison, jail, and probation, combined.

Research has found that providing services and supervision to people who present a low risk of reoffending not only wastes resources but can increase the likelihood of rearrest, as informal forms of social attachment and control are replaced by less effective government controls and supervision.⁵⁵ New York policy makers may have discovered that a justice system that reduces incarceration and supervision in favor of informal, less intrusive dispositions and community-based programs (discussed next) addresses public safety in a less dehumanizing and more effective manner.

Lesson 3. Programs may be having an impact, but they need to be evaluated. Harder to document numerically than the impact of changes in arrests, dismissals, and sentencing is the role played by community-based programs designed to support justice-involved individuals and/or divert them from incarceration. New York City has a wide array of alternatives to incarceration, funded by federal, state, local, and philanthropic dollars. Indeed, in FY2015, the state and city budgets for New York City's array of alternatives to incarceration amounted to \$12 million and \$11 million, respectively. The City also spent an additional \$18 million to fund the Criminal Justice Agency.

Although some research has found that some of New York City's alternative programs have had salutary impacts on recidivism vs. matched jail inmates⁵⁶ and have diverted prison-bound defendants,⁵⁷ no comprehensive, systemic analysis exists on the impact of the City's impressive array of alternative programs on crime and incarceration. But even if they did reduce crime and the likelihood of incarceration, most of those programs existed when the incarceration rates were much higher as well, so it is difficult to tease out their impact on the City's declining incarceration rate. Clearly, this is an area in need of further study.

It is also possible that this robust program environment helped to support formerly incarcerated persons so that crime rates did not rise as incarceration rates declined. It is also plausible that the combination of advocacy, retail stakeholder education, and service provision that these non-profit organizations engaged in influenced key decision makers like judges, prosecutors, and probation authorities, to make more parsimonious use of incarceration. Austin and Jacobson⁵⁸ suggest that this network of programs, which existed in New York City but are neither as ubiquitous nor as focused on diverting people from incarceration

statewide, may help explain why commitments to state prison fell in the City but not in the rest of New York State.

Finally, it is common for management staff from these programs to move back and forth between high-level government positions, spreading their influence in the halls of power. Upper managers and/or board members of CASES, the Center for Community Alternatives, the Center for Court Innovation, the Center for Economic Opportunity, the Fortune Society, and the Vera Institute of Justice have served in key positions in City Hall at the Department of Budget and in the Mayor's Office of Operations, and as Deputy Mayor, in addition to serving as Correction Commissioners and Probation Commissioners, and as Criminal Justice Coordinator for New York City during the time period covered by this essay.

X. Conclusion

If one were to characterize briefly the New York experience as distinct from the justice reinvestment strategy described by Fabelo and Thompson, one might say that New York's unprecedented reduction in reliance on incarceration has been a bottom-up, advocacy-driven, community-focused strategy, as opposed to their top-down, technocratic, elite-consensus approach. In New York, public officials and policy makers have been relentlessly pressured by vigorous demands from advocates, organizers, and activists, who have also worked tirelessly to educate the public about the need for a more humane and effective criminal justice system. And some of those same advocates traveled in and out of the corridors of power, influencing the City's system to make more parsimonious use of incarceration.

The experiences in California and New Jersey suggest that a determined drug policy reform campaign is just one effective arrow in the decarceration quiver. Strategic use of litigation to spur a long-overdue devolution of correctional responsibilities and costs to local authorities, or just to wake up a slumbering parole board, can be highly effective. In states where ballot measures and referenda are available, they can be employed to make end-runs around obstinate elected officials, provided they are accompanied by the sophisticated, adequately funded political campaigns that have succeeded in California.

New York City, New Jersey, and California have made impressive progress toward reversing mass incarceration. These three states have come to lead the nation in terms of reducing reliance on incarceration, but each state has accomplished this distinction using different decarceration strategies over different time frames. What they all share in common is that they won large reductions that corresponded with better-than-average declines in crime, proving that the level of public safety actually being provided by mass incarceration may indeed be, as the National Academy of Sciences' National Research Council has concluded, "highly uncertain."⁵⁹

As states and localities look to downsize incarceration, they may also need to bolster their community-based

services, supports, and opportunities to successfully absorb people returning to communities from jail and prison, as well as to increase confidence among court officials and other system stakeholders that locking them up in the first place may be avoided.

We hope that people in states where there is still plenty of "low-hanging fruit" (e.g., people sentenced to jail or prison for low-level drug and property crimes, or violation of the requirements of community supervision) will find encouragement in these three states' accomplishments to move more boldly along this trajectory. Our view is that, judging from what has been accomplished so far in the leading states, the necessary elements for success have been bold reform agendas, organizational moxie, and powerful public engagement.

But as enormous challenges remain, we look to the three leading states to tackle yet more ambitious agendas. Our prisons have become mental health institutions by default. Sentences for people convicted of violent offenses are grossly excessive, compared to such sentences in our nation's history and in other well-developed democracies. Our zeal for mandatory sentencing enhancements, "truth in sentencing," and "three strikes" sloganeering must give way to permit greater judicial discretion in dealing with defendants as individuals. And we must foster a realization among the public that if the goal is public safety, long prison terms are far more costly and generally less effective than treatment interventions.

These problems will not lend themselves easily to technocratic top-down solutions. They will take years of bottom-up advocacy, organizing, and public engagement to effect systemic change and promote more effective and humane solutions. But we are confident that the states already in the lead will continue to struggle with these challenges.

Notes

* The authors would like to thank the following people for providing insights and data for this article: David Aziz, Director of Research, New York State Department of Corrections and Community Supervision; Reagan Daly, Associate Research Director, Institute for State and Local Governance, City University of New York; Brian Leung, Juvenile Justice Planner, New York City Mayor's Office of Criminal Justice; Freda Solomon, Senior Research Fellow, New York Criminal Justice Agency; and Eric Sorenson, Director of Population Research, NYC Department of Correction.

¹ Pervaiz Shallwant & Mark Morales, *NYC Officials Tout New Low in Crime, but Homicide, Rape, Robbery Rise*, Wall St. J., Jan. 4, 2016.


² Franklin Zimring, *How New York Beat Crime*, *Scientific American*, Aug. 1, 2011.

³ Both crime and incarceration have continued to decline in New York City to the present day, but 2014 is the most recent time period for which national comparisons are possible. The FBI Uniform Crime Reports indexes crimes in two categories: violent crimes (aggravated assault, forcible rape, murder, robbery) and property crimes (arson, burglary, larceny-theft, motor vehicle theft).

⁴ Tony Fabelo & Michael Thompson, *Reducing Incarceration Rates: When Science Meets Political Realities*, *Issues in*

- Science and Technology (Fall 2015), available at <http://issues.org/32-1/reducing-incarceration-rates-when-science-meets-political-realities/>.
- 5 James Austin, Eric Cadora, Todd Clear, Kara Dansky, Judith Greene, Vanita Gupta, Marc Mauer, Nicole Porter, Susan Tucker & Malcolm Young, *Ending Mass Incarceration: Charting a New Justice Reinvestment* (2013), available at <http://www.justicestrategies.net/publications/2013/ending-mass-incarceration-charting-new-justice-reinvestment>.
- 6 Fabelo & Thompson, *supra* note 4.
- 7 *Id.*
- 8 By contrast, the Annie E. Casey Foundation's Juvenile Detention Alternatives Initiative (JDAI), with its robust emphasis on juvenile detention population declines, is an example of an "insider" initiative that has achieved measurable juvenile detention population reductions in jurisdictions throughout the country. See Chief Justice Earl Warren Institute on Law and Social Policy, University of California, *Jdai Sites and States—An Evaluation of the Juvenile Detention Alternatives Initiative: Jdai Sites Compared to Home State Totals* (2012). JDAI focuses on juvenile pretrial populations, which are less influenced by the kind of penal law restrictions, like mandatory minimums and truth-in-sentencing laws, that contribute to adult prison population growth. Last year, the MacArthur Foundation launched its Safety and Justice Challenge to reduce jail incarceration rates also with a strong emphasis on reducing incarcerated populations by working with governmental stakeholders—an initiative that is too early in its implementation to assess.
- 9 Allen J. Beck, U.S. Dep't of Justice, *Prisoners in 1999* (2000), available at <http://www.bjs.gov/index.cfm?ty=pbdetail&iid=928>.
- 10 Lynn Zimmer, *Proactive Policing Against Street-Level Drug Trafficking*, 9 Am. J. Police 43 (1990), available at http://www.popcenter.org/responses/police_crackdowns/pdfs/zimmer_1990.pdf.
- 11 State of New York, Division of Criminal Justice Services, *New York State Felony Drug Arrest, Indictment, and Conviction Trends 1973–2008* (2010), available at www.criminaljustice.ny.gov/pio/annualreport/baseline_trends_report.pdf.
- 12 Mary Beth Pfeiffer, *Parole Denials Negate Crime Drop*, Poughkeepsie J., Nov. 16, 2000.
- 13 Franklin E. Zimring, *The City that Became Safe: New York's Lessons for Urban Crime and Its Control* (2011).
- 14 Holly Catina, *Politics of Drug Reform*, N.Y. Times, May 26, 1999.
- 15 Zimring, *supra* note 13.
- 16 *Id.* at 116.
- 17 *Id.*
- 18 Judith A. Greene, *Zero Tolerance: A Case Study of Police Policies and Practices in New York City*, 45 Crime & Delinq. 171 (1999).
- 19 Queens College Professor Harry Levine has compiled marijuana arrest data since 1997. His analysis is available at <http://qcpages.qc.cuny.edu/~hlevine/>.
- 20 In New York a felony may be prosecuted pursuant to the action of a grand jury or by superior court information (SCI), which is a written accusation by a district attorney filed in a superior court. An SCI has the same force and effect as a felony indictment. See NY Criminal Procedure Law § 200.15, <http://codes.findlaw.com/ny/criminal-procedure-law/cpl-sect-200-15.html#sthash.LzEOJ2HP.dpuf>.
- Data for indictments and FSI's earlier than 2006 is not available from the New York State Division of Criminal Justice Services.
- 21 National Center on Addiction and Substance Abuse at Columbia University, *Crossing the Bridge: An Evaluation of the Drug Treatment Alternative-to-Prison (DTAP) Program* (2003), available at <http://www.centeronaddiction.org/addiction-research/reports/crossing-bridge-evaluation-drug-treatment-alternative-prison-dtap-program>.
- 22 Over the ensuing twelve years, the eligibility age was raised to 49 in three stages.
- 23 State of New York, Dep't of Corrections & Community Supervision, *Shock Incarceration 2007 Legislative Report* (2007), available at http://www.doccs.ny.gov/Research/Reports/2007/Shock_2007.pdf; State of New York, Dep't of Corrections & Community Supervision, *Impact of 2009 Drug Law Reform* (2010), available at <http://www.doccs.ny.gov/Research/Reports/2010/DrugLawReformShock.pdf>.
- 24 Email communication from David Aziz, Director of Research at DOCCS, dated June 24, 2016.
- 25 State of New York, Dep't of Corrections & Community Supervision, *Earned Eligibility Program Summary Semiannual Report: October 2015–march 2016* (2016), available at http://www.doccs.ny.gov/Research/Reports/2016/EEP_Report_Oct15-Mar16.pdf.
- 26 State of New York, Dep't of Corrections & Community Supervision, *Merit Time Program Summary, October 1997–December 2006* (2007).
- 27 H.R. 3355, 103rd Cong. (1993–1994), <http://thomas.loc.gov/cgi-bin/query/z?c103:H.R.3355.ENR>.
- 28 Correctional Association of New York, *The Elderly and Aging in Prison*, http://www.correctionalassociation.org/resource/the-elderly-and-aging-in-prison#_edn4.
- 29 *N.Y. Judge Slaps Soros-Backed Party*, United Press Int'l, Oct. 15, 2004.
- 30 State of New York, Dep't of Corrections & Community Supervision, *Fact Sheet: 2009 Prison Closures*, <http://www.doccs.ny.gov/FactSheets/PrisonClosure09.html>.
- 31 State of New York, Dep't of Corrections & Community Supervision, *Press Release: Department of Corrections Details the State's Plan to Right-Size the New York's Prison System*, Feb. 5, 2014, http://www.doccs.ny.gov/PressRel/2014/Budget_Testimony_2014-15.html.
- 32 Neil Barsky, *Shut Down Rikers Island*, N.Y. Times, July 17, 2015.
- 33 This is the time for which length of stay data is available.
- 34 These population totals include, in addition to felonies and misdemeanors, a variety of other categories (people jailed for violations or held on bench warrants, etc.). Length-of-stay data for each category were not available.
- 35 Mary T. Phillips, *Criminal Justice Agency, A Decade of Bail Research in New York City* (2012).
- 36 CJA's recommendation process changed in 2003 so only data from then until 2014, the most recent year available, are reported here. Mary T. Phillips, Russell F. Ferri, & Raymond P. Caliguire, *Criminal Justice Agency, Annual Report 2014* (2016).
- 37 People interviewed by CJA staff generally fall into three recommendation categories depending on their risk score: Recommended for ROR (low risk); Moderate Risk for ROR; Not Recommended for ROR (high risk). Mary T. Phillips & Raymond P. Caliguire, *Criminal Justice Agency, Annual Report 2004* (2006); Phillips, Ferri, & Caliguire, *supra* note 36.
- 38 Phillips, Ferri, & Caliguire, *supra* note 36.
- 39 The combined incarceration rate is the rate at which people are in the custody of the City's jail complex, combined with the rate at which people are serving sentences imposed by City judges in the custody of the state DOCCS.
- 40 These data are for individuals jailed both pretrial and post-conviction. Lengths of stay for persons with misdemeanor charges increased by 0.8 days, or 0.03 percent. Combined lengths of stay for those with felony and misdemeanor charges rose from 53 days to 55 days.

- ⁴¹ New York City, Office of the Mayor, *Mayor de Blasio Announces \$17.8 Million to Reduce Unnecessary Jail Time for People Waiting for Trial*, July 8, 2015.
- ⁴² New York City, Department of Probation, *Do More Good: A Progress Report from the Nyc Department of Probation* (2014).
- ⁴³ *Id.*
- ⁴⁴ State of New York, Office of Probation and Correctional Alternatives, *State Probation Plan Data Summary* (2013).
- ⁴⁵ Joe Domanick, *The New York "Miracle,"* *The Crime Report*, Oct. 16, 2011.
- ⁴⁶ Whereas New York is city of 8.4 million made up of five urban counties, Wayne County is a county of 1.8 million population made up of urban and suburban areas, of which Detroit accounted for 688,701 in 2013. Suburban areas tend to have lower crime and incarceration rates.
- ⁴⁷ See <https://www.justleadershipusa.org/>.
- ⁴⁸ See <http://www.cut50.org/>.
- ⁴⁹ James F. Austin, *Reducing America's Correctional Populations: A Strategic Plan*, 12 *Just. Res. & Pol'y* 1 (2010).
- ⁵⁰ Erik Eckholm, A.C.L.U. in *\$50 Million Push to Reduce Jail Sentences*, *N.Y. Times*, Nov. 6, 2014.
- ⁵¹ Pew Charitable Trusts, *Juvenile Commitment Rate Drops 53%*, November 9, 2015, <http://www.pewtrusts.org/en/multimedia/data-visualizations/2015/juvenile-commitment-rate-drops-53-percent>.
- ⁵² Ronald P. Corbett, Jr. *The Burdens of Leniency: The Changing Face of Probation*, 99 *U. Minn. L. Rev.* 1697 (2015).
- ⁵³ P.M. Guerino et al., U.S. Dep't of Justice, *prisoners in 2010* (2011), available at <http://www.bjs.gov/content/pub/pdf/p10.pdf>.
- ⁵⁴ Pew Center on the States, *When Offenders Break the Rules: Smart Responses to Parole and Probation Violations 3* (Nov. 2007), available at http://www.pewtrusts.org/~media/legacy/uploadedfiles/pes_assets/2007/when20offenders20break20the20rulespdf.pdf.
- ⁵⁵ Harvard Kennedy School Program in Criminal Justice, *Executive Session on Community Corrections, Consensus Paper* (forthcoming).
- ⁵⁶ Juka Savolainen, *Criminal Justice Agency, The Impact of Felony Ati Programs on Recidivism* (2003).
- ⁵⁷ Mary T. Phillips, *Criminal Justice Agency, Estimating Jail Displacement for Alternative-to-Incarceration Programs in New York City* (2002).
- ⁵⁸ James F. Austin & Michael Jacobson, *Brennan Center for Justice, How New York City Reduced Mass Incarceration: A Model for Change?* (2013).
- ⁵⁹ *Comm. on Causes and Consequences of High Rates of Incarceration*, Nat'l Research Council of the Nat'l Academies, *The Growth of Incarceration in the United States: Exploring Causes and Consequences* (2014).



PBR HAWAII
& ASSOCIATES, INC.

10/26/2017

THOMAS S. WITTEN, FASLA
Chairman / Principal

R. STAN DUNCAN, ASLA
President / Principal

RUSSELL Y. J. CHUNG, FASLA, LEED®AP BD+C
Executive Vice-President / Principal

VINCENT SHIGEKUNI
Vice-President / Principal

GRANT T. MURAKAMI, AICP, LEED®AP BD+C
Vice-President / Principal

TOM SCHNELL, AICP
Principal

KIMI MIKAMI YUEN, LEED®AP BD+C
Principal

W. FRANK BRANDT, FASLA
Chairman Emeritus

ANN MIKIKO BOUSLOG, PhD
Project Director

RAMSAY R. M. TAUM
Cultural Sustainability Planner

RAYMOND T. HIGA, ASLA
Senior Associate

CATIE CULLISON, AICP
Senior Associate

SCOTT MURAKAMI, ASLA, LEED®AP
Associate

DACHENG DONG, LEED®AP
Associate

MARC SHIMATSU, ASLA
Associate

HONOLULU OFFICE
1001 Bishop Street, Suite 650
Honolulu, Hawai'i 96813-3484
Tel: (808) 521-5631
Fax: (808) 523-1402
E-mail: sysadmin@pbrhawaii.com

Connie Mitchell, Executive Director
Institute for Human Services
916 Kaamahu Place A
Honolulu, HI 96817

**SUBJECT: ENVIRONMENTAL IMPACT STATEMENT PREPARATION
NOTICE FOR THE REPLACEMENT OF THE O'AHU
COMMUNITY CORRECTIONAL CENTER**

Dear Ms. Mitchell,

Thank you for your letter dated November 2, 2016, regarding the Environmental Impact Statement (EIS) Preparation Notice for the Replacement of the O'ahu Community Correctional Center (OCCC). As the EIS sub-consultant for the State of Hawai'i Department of Accounting and General Services (DAGS), we have reviewed your comments and offer the following response.

Your suggestions regarding the article you provided with examples from NYC have been acknowledged and are appreciated.

Regarding your comments concerning male and female offenders housed in OCCC, over 60% have been accused or are serving a sentence for crimes categorized as Felony A, Felony B, or Felony C (Department of Public Safety [PSD], January 2017) while crimes categorized as Misdemeanor and Petty Misdemeanor comprise only 25% of the inmate population. Note that the inmates housed at OCCC are under the jurisdiction of the Hawai'i State Judiciary (courts) and not PSD. Detainees in jail can only be released, placed in outside programs or assigned to other alternatives to incarceration by the Judiciary.

We value your participation in the environmental review process. Your letter will be included in the Draft EIS.

Sincerely,

PBR HAWAII & Associates, Inc.

Vincent Shigekuni

Ms. Connie Mitchell

SUBJECT: ENVIRONMENTAL IMPACT STATEMENT PREPARATION NOTICE FOR THE
REPLACEMENT OF THE O'AHU COMMUNITY CORRECTIONAL CENTER

10/26/17

Page 2 of 2

cc: Office of Environmental Quality Control
Department of Public Safety
Department of Accounting and General Services

O:\Job32\3201.01 OCCC Relocation_Expansion EIS\EIS\EISPN\Responses\Community Responses\Response - C.
Mitchell.docx

From: Walter Schoettle [mailto:papaaloo@umich.edu]

Sent: Tuesday, October 18, 2016 3:13 PM

To: Sen. Will Espero <senespero@capitol.hawaii.gov>

Cc: Marlene Uesugi <uesugi@capitol.hawaii.gov>; Schwartz, Toni E <Toni.E.Schwartz@hawaii.gov>; Maesaka-Hirata, Jodie F <Jodie.F.Maesaka-Hirata@hawaii.gov>

Subject: Re: *****SPAM***** Re: New prison? / OCCC discussions

OK. Thank you.

However, it seems to me that Public Safety and Judiciary should be working together. I think the legislature and judiciary favors rehabilitation, but not much going on in prison system.

----- Original Message -----

From: [Sen. Will Espero](#)

To: ['Walter Schoettle'](#)

Cc: [Marlene Uesugi](#) ; ['toni.e.schwartz@hawaii.gov'](#) ; ['Maesaka-Hirata, Jodie F'](#)

Sent: Tuesday, October 18, 2016 1:40 PM

Subject: RE: *****SPAM***** Re: New prison? / OCCC discussions

1

Aloha Walter,

You need to submit your comments to PSD authorities working on this issues. We are just starting the discussion. You'll be there. I'll get you contact info too via Marlene.

Thanks
Will Espero

From: Walter Schoettle [mailto:papaaloo@umich.edu]

Sent: Tuesday, October 18, 2016 1:22 PM

To: Sen. Will Espero

Subject: *****SPAM***** Re: New prison?

Aloha again Sen. Espero:

As a follow up on this, the other day, I asked one of my clients at OCCC whether he thought the facility was old and falling apart. His response was "It's full of bugs."

The facility is not old and falling apart. It is full of bugs. There are too many inmates there to do proper maintenance. All defendants whose bail is \$10k or less should be in a minimum security facility until they can get a sponsor for supervised release. We don't have enough minimum security facilities. The only ones are Laumaka and Waiawa. Neither of these is for pretrial defendants. We need a minimum security facility near the Circuit Court for probation violators who do not belong at OCCC.

If the population of OCCC can be reduced, it may be possible to do some extermination to control the bug infestation. It is bad enough being in prison. But prisoners should not have to deal with bugs.

Besides, the state can save a lot of money with minimum security facilities as well as avoid the horrendous expense of a new medium/maximum security pretrial facility.

----- Original Message -----

From: [Sen. Will Espero](#)

To: 'Walter Schoettle'

Sent: Wednesday, September 28, 2016 4:09 PM

Subject: RE: New prison?

There's a meeting tonight at 6pm at Farrington HS to discuss. Come if you can.

OCCC is old and falling apart. We're figuring out what to do.

Thanks for your comments.

Will Espero

From: Walter Schoettle [<mailto:papaaloo@umich.edu>]

Sent: Wednesday, September 28, 2016 3:51 PM

To: Sen. Will Espero

Subject: New prison?

Aloha Sen. Espero:

I have been practicing law for about 40 years. I am very shocked to see that the legislature is contemplating spending hundreds of millions of dollars on a new prison to replace O.C.C.C. and has already spent appropriated ten million dollars just to look for a suitable location for a new prison.

'WE DO NOT NEED A NEW PRISON. We need a lot of new MINIMUM SECURITY facilities where offenders can receive substance abuse treatment.

How many Hope Probation violators are presently housed at O.C.C.C.? For the \$10 million you have already appropriated to LOOK for a new prison sit you could build a minimum security facility in Kakaako near the Courthouse for all of the Hope Probation violators. They could walk to court. They do not need to be housed at O.C.C.C. and brought to court in chains in armored cars with guards. They do not need to be escorted in chains into court by sheriff deputies.

If they violate and get arrested and sent to this minimum security prison and are allowed to walk to court unescorted and run away, they would be guilty of escape and face a new charge and an open term of five years in prison. I do not think many of them would do this, but if they did, so what?

The same thing applies to every other prisoner at O.C.C.C. and Halawa that has less than 6 months remaining on their terms. They all could be housed in a minimum security facility like Waiawa where they could get rehabilitated and adjusted to reentry into society. If they run away, they face a new charge and another open five year term. Would any sane person do that? If they are not sane, they belong in the State Hospital.

Please do not waste hundreds of millions of dollars on a new prison. It is a waste of money. The money should be spent on minimum security facilities that are designed to *reduce* the likelihood of recidivism.

As a side note, I'm sure you know about [REDACTED] who has been kept in administrative segregation for four years because he has been labeled as a rat and threatened with death. He has been trying to get transferred out of state and DPS has refused to do so. He has even been paroled and is not willing to go out on the streets to be murdered. He is taking up one of the cells in the Halawa Special Holding Unit. Prison should not be a place of torture. There should be some effort put into possible rehabilitation and substance abuse is a very important part of that.

Thank you for consideration.

Walter R. Schoettle



PBR HAWAII
& ASSOCIATES, INC.

10/26/2017

THOMAS S. WITTEN, FASLA
Chairman / Principal

R. STAN DUNCAN, ASLA
President / Principal

RUSSELL Y. J. CHUNG, FASLA, LEED®AP BD+C
Executive Vice-President / Principal

VINCENT SHIGEKUNI
Vice-President / Principal

GRANT T. MURAKAMI, AICP, LEED®AP BD+C
Vice-President / Principal

TOM SCHNELL, AICP
Principal

KIMI MIKAMI YUEN, LEED®AP BD+C
Principal

W. FRANK BRANDT, FASLA
Chairman Emeritus

ANN MIKIKO BOUSLOG, PhD
Project Director

RAMSAY R. M. TAUM
Cultural Sustainability Planner

RAYMOND T. HIGA, ASLA
Senior Associate

CATIE CULLISON, AICP
Senior Associate

SCOTT MURAKAMI, ASLA, LEED®AP
Associate

DACHENG DONG, LEED®AP
Associate

MARC SHIMATSU, ASLA
Associate

HONOLULU OFFICE
1001 Bishop Street, Suite 650
Honolulu, Hawai'i 96813-3484
Tel: (808) 521-5631
Fax: (808) 523-1402
E-mail: sysadmin@pbrhawaii.com

Walter Schoettle
papaaloe@umich.edu

**SUBJECT: ENVIRONMENTAL IMPACT STATEMENT PREPARATION
NOTICE FOR THE REPLACEMENT OF THE O'AHU
COMMUNITY CORRECTIONAL CENTER**

Dear Mr. Schoettle,

Thank you for your letters dated September 28 and October 18, 2016, regarding the Environmental Impact Statement (EIS) Preparation Notice for the Replacement of the O'ahu Community Correctional Center (OCCC). As the EIS sub-consultant for the State of Hawai'i Department of Accounting and General Services (DAGS), we have reviewed your comments and offer the following response.

The proposed project is to replace an outmoded, inefficient, and costly to operate jail with a modern facility. The proposed project does not involve the construction of a prison which serves a different purpose, has very different functions, and houses a different inmate population.

In response to your question about HOPE Probation violators, the Status Classification among the inmate population at OCCC is organized into 10 categories including HOPE Program violators. As of January 27, 2017, there were 214 male and 40 female HOPE violators that OCCC was responsible for housing.

Regarding your suggestions for HOPE Probation violators, the consultant team's budget is considerably less than the amount you cite and includes a wide variety of complex tasks of which the siting process is one small component. The team has evaluated 12 possible sites and has included its findings within Appendix E (Alternatives Analysis Report) of the Draft EIS. However, a site sufficiently large to accommodate the proposed OCCC facility is needed to replace the current outdated and outmoded OCCC. Prisoners are transferred to and from Court and medical facilities following procedures that are commonly used by sheriff's departments throughout the nation and are intended to ensure the safety of the public, their escorts, and Court and medical personnel. Public safety is foremost on the minds of the Department of Public Safety and the men and women who provide the escorts.

In response to your comment regarding fiscal responsibility, the State of Hawaii intends to develop a new jail to replace OCCC in a financially prudent manner.

Your suggestions and input for the proposed project have been acknowledged and are appreciated.

Mr. Walter Schoettle

SUBJECT: ENVIRONMENTAL IMPACT STATEMENT PREPARATION NOTICE FOR THE
REPLACEMENT OF THE O'AHU COMMUNITY CORRECTIONAL CENTER

10/26/17

Page 2 of 2

We value your participation in the environmental review process. Your letter will be included in the Draft EIS.

Sincerely,

PBR HAWAII & Associates, Inc.

A handwritten signature in black ink, appearing to read "Vincent R. Shigekuni". The signature is fluid and cursive, with the first name being the most prominent.

Vincent Shigekuni


cc: Office of Environmental Quality Control
Department of Public Safety
Department of Accounting and General Services

O:\Job32\3201.01 OCCC Relocation_Expansion EIS\EIS\EISPN\Responses\Community Responses\Response - W.
Schoettle.docx

From: Chester Koga [<mailto:bryce.w.fujii@hawaii.gov>]
Sent: Tuesday, October 25, 2016 2:02 PM
To: PSD.OCCC.Future.Plan <OCCCFuturePlan@hawaii.gov>
Subject: Inquiry from Chester Koga

Name
Chester Koga
Email
ckoga@twc.com
Message
Re: OCCC The notion of prison facilities often begs the question "what are we doing overall with regard to our criminal justice system?" We can continue to build, but what about how the police and courts are integrated in to the process, notwithstanding out laws. Seems we are quick to build new jails, but what about once we get then incarcerated, what about getting inmates integrated back into society. Are we providing enough diversion programs? Our jails are intended to be short-term holding what is being done to get the shorten this time? I would be curious to learn how the jail population is modeled? And whether or not the modeling considers alternatives to jail time. What alternative are being considered to jail time for non-violent offenders?

This message is intended solely for the recipient identified above and should not be opened, read or utilized by any other party. This message is intended as above and shall not be construed as official project information or direction except as expressly provided in the contract documents.



PBR HAWAII
& ASSOCIATES, INC.

10/26/2017

THOMAS S. WITTEN, FASLA
Chairman / Principal

R. STAN DUNCAN, ASLA
President / Principal

RUSSELL Y. J. CHUNG, FASLA, LEED®AP BD+C
Executive Vice-President / Principal

VINCENT SHIGEKUNI
Vice-President / Principal

GRANT T. MURAKAMI, AICP, LEED®AP BD+C
Vice-President / Principal

TOM SCHNELL, AICP
Principal

KIMI MIKAMI YUEN, LEED®AP BD+C
Principal

W. FRANK BRANDT, FASLA
Chairman Emeritus

ANN MIKIKO BOUSLOG, PhD
Project Director

RAMSAY R. M. TAUM
Cultural Sustainability Planner

RAYMOND T. HIGA, ASLA
Senior Associate

CATIE CULLISON, AICP
Senior Associate

SCOTT MURAKAMI, ASLA, LEED®AP
Associate

DACHENG DONG, LEED®AP
Associate

MARC SHIMATSU, ASLA
Associate

Chester Koga
ckoga@twc.com

**SUBJECT: ENVIRONMENTAL IMPACT STATEMENT PREPARATION
NOTICE FOR THE REPLACEMENT OF THE O'AHU
COMMUNITY CORRECTIONAL CENTER**

Dear Mr. Koga,

Thank you for your letter dated October 25, 2016, regarding the Environmental Impact Statement (EIS) Preparation Notice for the Replacement of the O'ahu Community Correctional Center (OCCC). As the EIS sub-consultant for the State of Hawai'i Department of Accounting and General Services (DAGS), we have reviewed your comments and offer the following response.

Please note that changes to the overall criminal justice system and its laws and policies is the responsibility of the Legislature and Hawai'i State Judiciary, not the Department of Public Safety.

Regarding your questions about diversion programs, the Department believes that the more diversion programs available, the better. Legislation passed in 2017 will establish a Task Force to be convened by the Chief Justice, to recommend changes to the pre-trial process.

We value your participation in the environmental review process. Your letter will be included in the Draft EIS.

Sincerely,

PBR HAWAII & Associates, Inc.

Vincent Shigekuni

cc: Office of Environmental Quality Control
Department of Public Safety
Department of Accounting and General Services


HONOLULU OFFICE
1001 Bishop Street, Suite 650
Honolulu, Hawai'i 96813-3484
Tel: (808) 521-5631
Fax: (808) 523-1402
E-mail: sysadmin@pbrhawaii.com

\\PBRFS04\Data\Shared\Admin\Job32\3201.01 OCCC Relocation_Expansion EIS\EIS\EISPN\Responses\Community Responses\Response - C. Koga.docx

Appendix B: Overview of the Hawaii Department of Public Safety

Oahu Community Correctional Center

October 27, 2017



Prepared for:
State of Hawaii
Department of Accounting and General Services
Department of Public Safety

Prepared by:



ahl.

1.0 INTRODUCTION

The Hawaii Department of Public Safety (PSD) operates the Oahu Community Correctional Center (OCCC), which acts as the local detention center for the First Circuit Court. Located at 2199 Kamehameha Highway in Kalihi, the OCCC is currently the largest jail facility in the state of Hawaii. With increasingly aged and obsolete correctional facilities, PSD is proposing to improve its corrections infrastructure through modernization of existing facilities when possible and construction of new institutions to replace others when necessary. Among its priority projects is the replacement of OCCC. The purpose of the proposed project is to provide a safe, secure, and humane environment for the care and custody of adult male and female offenders originating from the County of Oahu.



PSD is responsible for the approximately 5,500 offenders that are currently housed within eight State of Hawaii facilities, the Federal Detention Center in Honolulu, and the 1,700 offenders housed in privately operated prisons located on the mainland. PSD deals with criminal offenders at various stages within the criminal justice process. People who are arrested are initially held in custody at county police cellblocks, where they are assessed to determine if they are eligible to be diverted from the correctional system. Those who qualify for release into the community, pending their trial, are supervised by Intake Service Center staff who provide counseling and electronic monitoring, if needed. Those who are not eligible for pre-trial diversion programs are transferred to the state jails until their trial.

Upon conviction, those who are sentenced to serve less than one year remain at the jails. Those who are sentenced to serve more than one year are transferred to a state prison. These sentenced felons undergo a comprehensive assessment and diagnostic process that includes academic, vocational, treatment, and security information.

Based on the assessment results, a correctional program plan that includes programs and treatment services is created to prepare the inmate to return to the community as a successful citizen. PSD offers various programs to help to create an environment that would be conducive to an inmate exercising behavioral control, taking responsibility, and achieving self-improvement. Only inmates who are classified as maximum security, or those whose behavior poses a threat to themselves or other inmates, are limited in their access to programs. Among the programs offered by PSD are education, vocational training, substance abuse treatment, and sex offender treatment. In addition to programs and basic needs such as food and clothing, medical and mental health services are also provided as well as access to a law library and other library services.

When inmates near the end of their sentences, and are of the appropriate custody level, they are usually transferred to a minimum-security facility where they may participate in work release or furlough programs. Planning for housing, employment, finances, continuing education, training, follow-up treatment services, or other elements of life after incarceration also begins at this stage. Some female offenders may transfer to a transition center in the community on Oahu as well.

Although some offenders will remain in prison for life, the majority will serve their sentences and be released. Over 98 percent of those in prison will eventually return to the community. Those who are released to parole are closely supervised in the community to assist and prepare them for full release. If at any time a parolee violates the terms and conditions of parole, his or her parole status can be immediately revoked and the offender may be returned to prison or jail.

2.0 DEPARTMENT OF PUBLIC SAFETY CUSTODY CLASSIFICATION SYSTEM

2.1 Inmate Custody Classification

When an inmate enters the correctional system, his/her custody level is immediately determined through a process known as classification. An inmate's custody level establishes the degree of supervision, type of facility, and types of programs in which an inmate is able to participate.

Hawaii's classification system is comprised of five custody levels: Community, Minimum, Medium, Maximum, and Close. Inmates classified as Community are those who have 24 months or less to serve on their sentence and are eligible to participate in furlough programs, extended furlough, or residential transitional living facilities. Inmates classified as Minimum are those with 48 months or less until their parole eligibility date; who have demonstrated through institutional conduct that they can function with minimal supervision in a correctional setting, or in the community under direct supervision. Medium is reserved for inmates who have less than 48 months until their parole eligibility date; whose institutional conduct and adjustment require frequent supervision/intervention. Inmates classified as Close have minimum sentences of 21 years or more, are serious escape risks, or have chronic behavioral/management problems while inmates classified as Maximum are chronically disruptive, violent, predatory, or are a threat to the safe operation of the facility.

PSD classifies each inmate according to the risk they pose to the facility and the community. Sound and accurate decision-making in this risk assessment is crucial to properly placing each inmate, and minimizes any placement errors which can be detrimental to public safety. PSD personnel also monitor other factors such as an inmate's refusal to participate in necessary programs or behavioral changes that are not explicitly reflected in the classification scoring process. For most inmates, their custody level decreases as they spend more time in prison or jail, and as they participate in more productive activities.

Once classified, inmates may be sent to one of the four Community Correctional Centers (CCCs) in the state. Each CCC houses sentenced (felons, probation, and misdemeanor), pretrial (felon and misdemeanor), other jurisdiction, and probation/parole violators. CCCs provide the customary jail function of managing both pre-trial detainees and locally-sentenced misdemeanor offenders and others with a sentence of one year or less. CCCs also provide an important pre-release preparation/transition function for prison system inmates who are transferred back to their county of origin when they reach less than a year until scheduled release. Most of these former prison inmates are transferred to a dedicated work furlough unit where they are able to begin working in the community on supervised work crews or in individual placements as determined by needs and classification assessments and individualized pre-release plans.

The concept and mission of the CCCs was originally defined in the 1973 Hawaii Corrections Master Plan that resulted in the construction of CCCs on the Islands of Maui, Kauai, Oahu, and Hawaii. Consequently, all four facilities share some common original facility design elements that were considered to be appropriate at the time. One of those common features is the subdivision of the original secure housing building into very small operationally inefficient units of three-, four-, or six-cell clusters. Contemporary jail designs provide for much larger units (usually 48 to 64 beds each for general population minimum or medium security) that allow many more inmates to be supervised per officer.

2.2 OCCC Inmate Population Characteristics

On January 27, 2017, OCCC was responsible for housing approximately 1,171 male and 148 female inmates. Provided below is a description of those populations based on information available from PSD and together provide insight into the composition of inmates housed in OCCC.

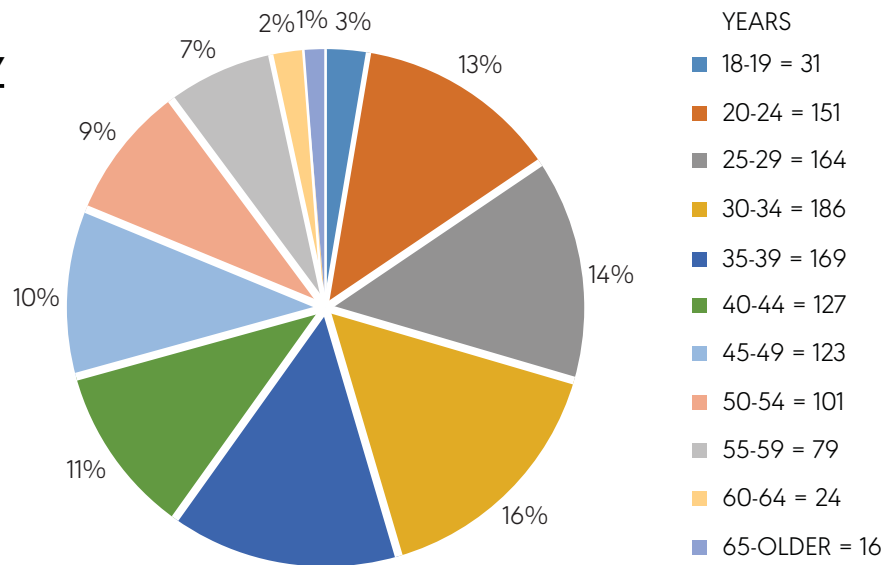
2.2.1 Age Group Classification

Male and female inmates housed at OCCC range in age from 18 to over 65 years. Of the 11 age cohorts, the 30–34 age group comprises of the largest portion (16%) of the male inmate population. The next largest cohorts comprise ages 25–29 (14%) and 35–39 (14%), followed by ages 20–24 (13%), 40–44 (11%), and 45–49 (10%). The remaining age cohorts combined total less than a quarter of the male population at OCCC, with 9% comprising inmates 50–54 years of age, 7% comprising inmates 55–59 years of age, 3% comprising inmates 18–19 years of age, 2% comprising inmates 60–64 years of age, and 1% of inmates aged 65 and older.

For the female population at OCCC, the largest age cohort is the 25–29 age group, which comprises 20% of the population, with inmates aged 35–39 comprising 17% and those 40–44 years of age comprising 14%. Age groups 30–34 and 45–49 years each comprise 11% of the female inmate population. The proportion of female inmates in the age groups 50–54 (10%), 20–24 (7%), 55–59 (5%), 60–64 (3%), 18–19 (1%), and 65 and older (1%) are similar to those of male inmate population at OCCC.

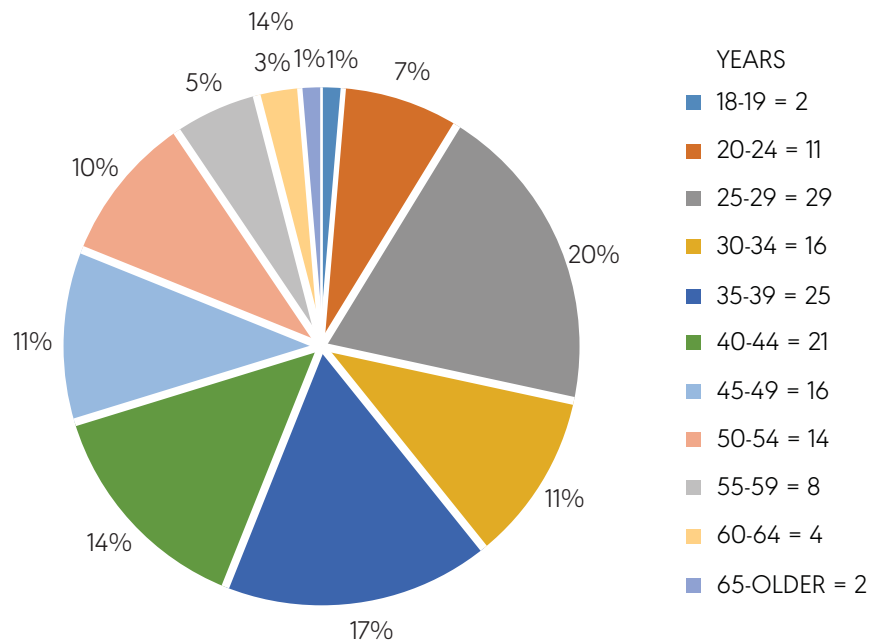
AGE GROUP CLASSIFICATION BY GENDER (MEN)

MALE INMATE POPULATION = 1,171
*01/27/17



AGE GROUP CLASSIFICATION BY GENDER (WOMEN)

FEMALE INMATE POPULATION = 147
*01/27/17



2.2.2 Ethnicity Classification

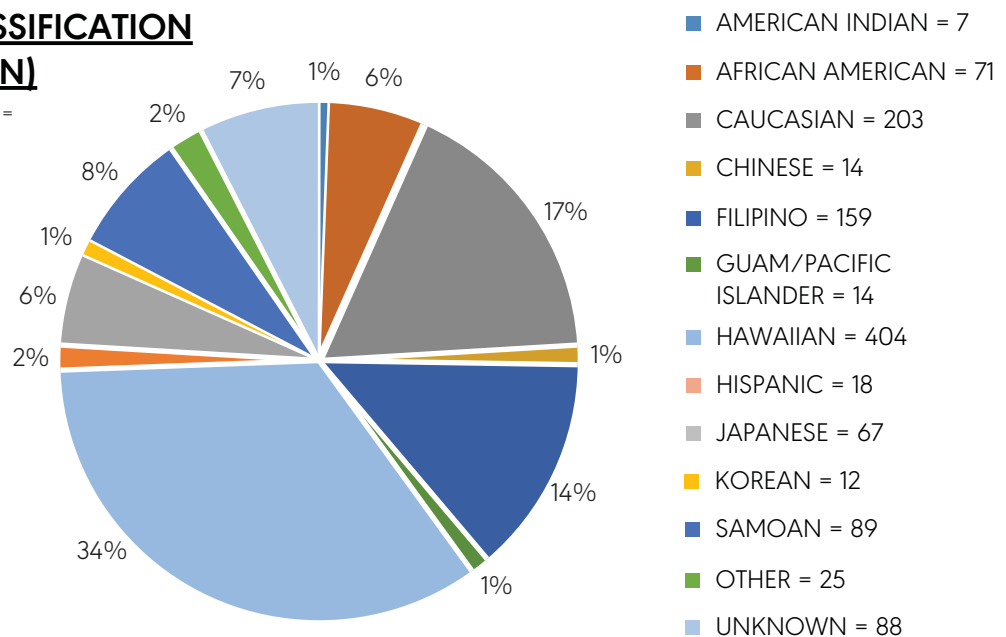
Inmates currently housed at OCCC are represented among 13 categories of race and ethnic origin, with Native Hawaiians comprising largest proportion of the total population. Native Hawaiians constitute over one-third of the male inmate population (34%), while inmates identifying as Caucasian account for 17%, followed by Filipino (14%) and Samoan (8%). The remaining nine groups, totaling 316 inmates, make up 27% of the male population.

For female inmates at OCCC, the proportion of those reporting Native Hawaiian ethnicity is slightly higher (36%) than male inmates. The percentage of Caucasian inmates is notably higher among the female population (28%), while those identifying as Filipino, the third largest ethnic category, make up 11% percent of the female inmate population. Six groups, totaling 37 inmates, account for the remaining 25% of the female population housed at OCCC.

ETHNICITY CLASSIFICATION

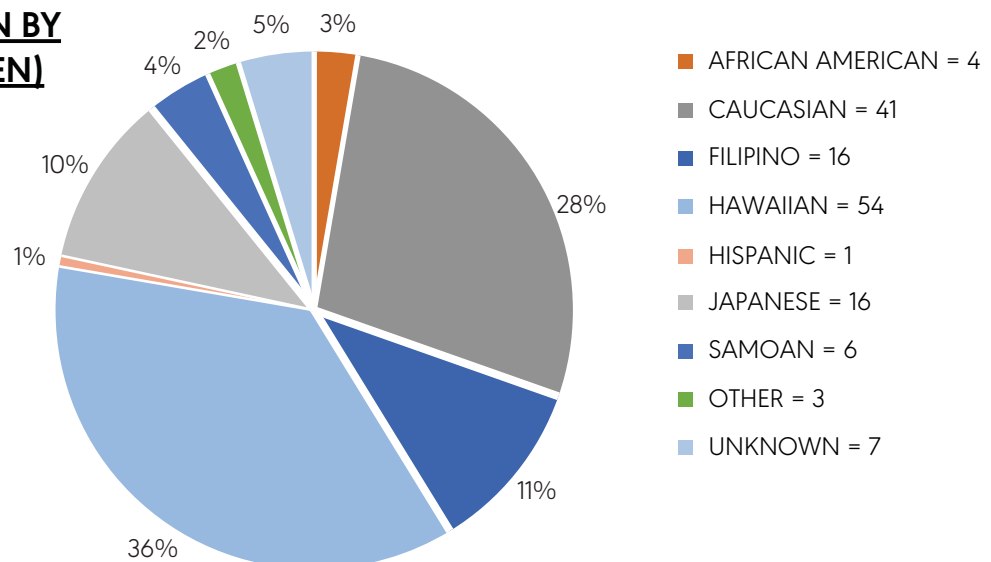
BY GENDER (MEN)

MALE INMATE POPULATION = 1,171 *01/27/17



ETHNICITY CLASSIFICATION BY GENDER (WOMEN)

FEMALE INMATE POPULATION = 147 *01/27/17



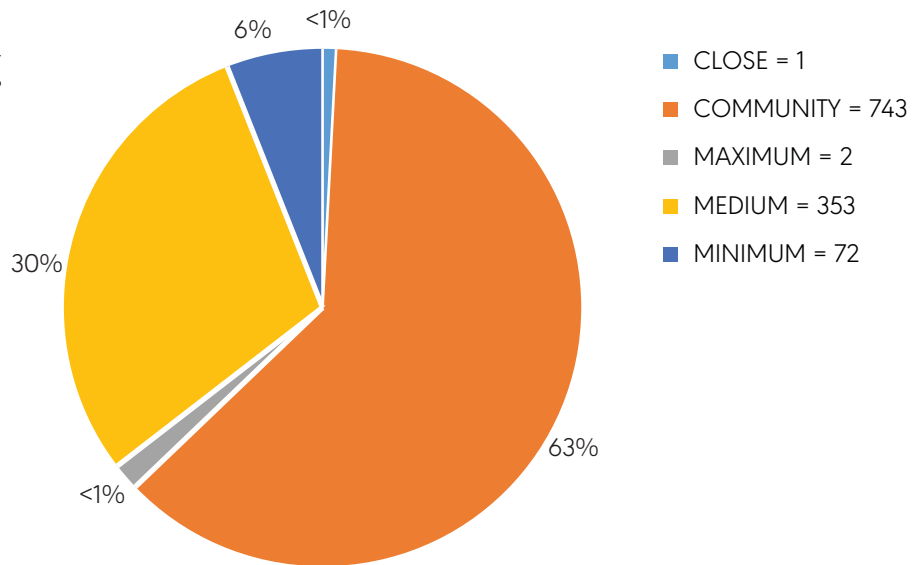
2.2.3 Security Classification

PSD’s classification system comprises five custody levels: Close, Community, Maximum, Medium, and Minimum. Of the five classifications, 63% of male inmates housed at OCCC fall into the Community classification. The next largest classification for male inmates is Medium security (30%), with the remaining population housed in Minimum (6%), Maximum (<1%), and Close (<1%) security settings.

The female inmate population housed at OCCC fall within three custody levels: Community, Medium, and Minimum. As with the male inmate population, most female inmates (66%) fall into the Community classification, followed by Medium security (22%) and 12% in Minimum security (12%).

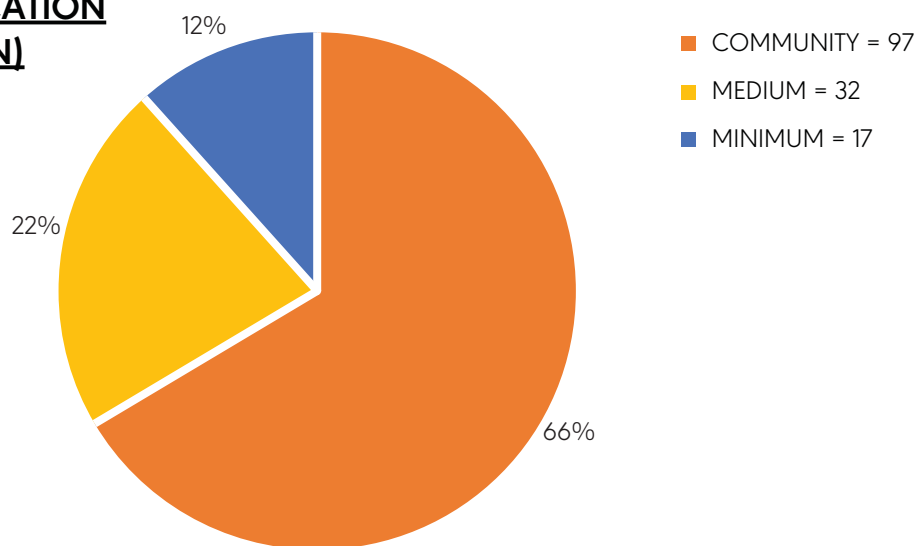
SECURITY CLASSIFICATION BY GENDER (MEN)

MALE INMATE POPULATION = 1,171 *01/27/17



SECURITY CLASSIFICATION BY GENDER (WOMEN)

FEMALE INMATE POPULATION = 147 *01/27/17



2.4 Crime Classification

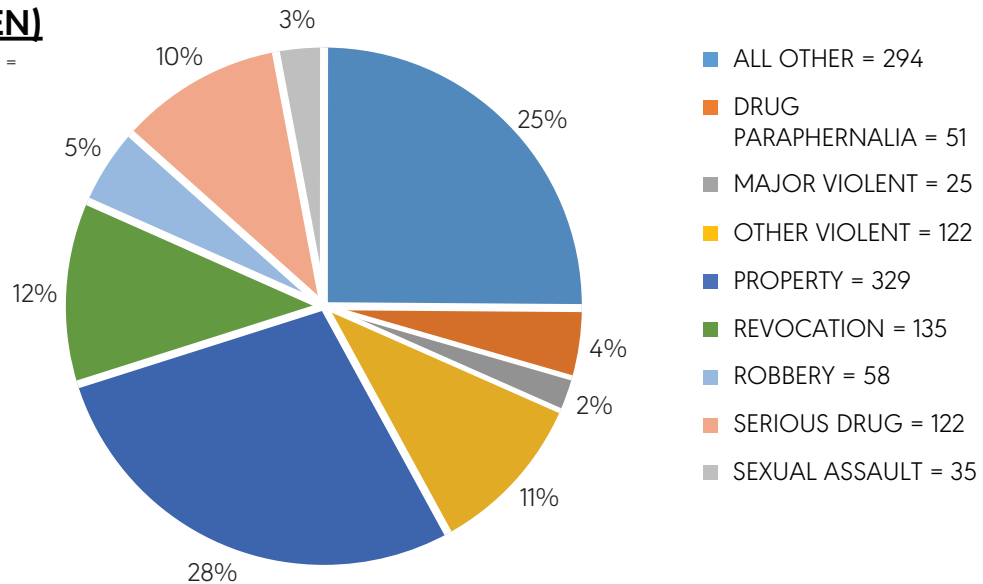
Crime classifications for the OCCC inmate population encompass nine separate categories. Among male inmates, Property crimes (28%) and All Other crimes (25%) represent the largest proportions of the population. Revocation (12%), Other Violent crimes (11%), and Serious Drug offenses (10%) are the next largest categories for male inmates. Only small percentages of the male inmate population are being held due to Robbery (5%), Drug Paraphernalia (4%), Major Violent crimes (3%), and Sexual Assault (2%).

Among female inmates at OCCC, a third are being held for Property-related crimes (33%), with All Other crimes comprising an additional 25%. Revocation (13%) and Other Violent crimes (9%) are slightly lower than that of the male population. Crimes for the remainder of the female inmate population consists of Serious Drug crimes (9%), Robbery (5%), Drug Paraphernal (5%), and Major Violent crimes (1%).

CRIME CLASSIFICATION

BY GENDER (MEN)

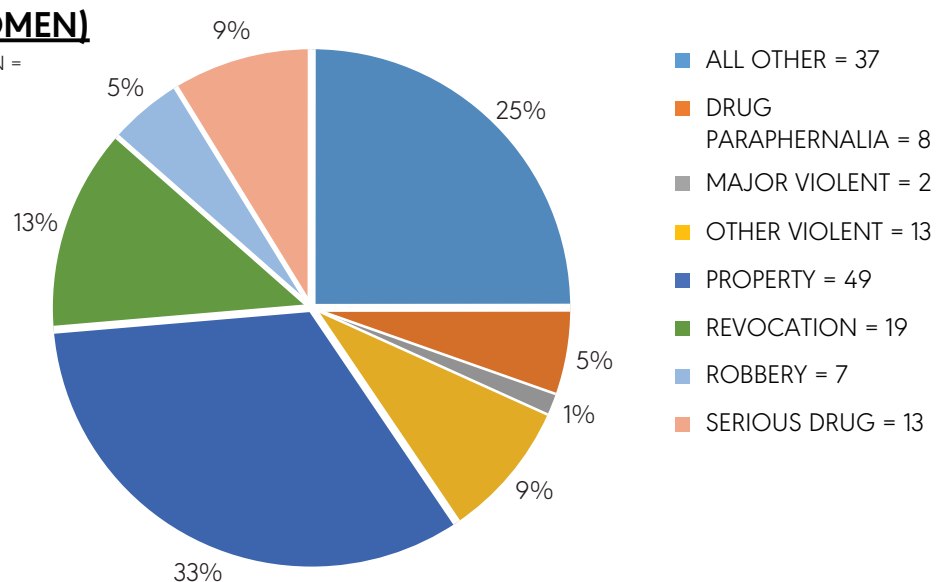
MALE INMATE POPULATION = 1,171 *01/27/17



CRIME CLASSIFICATION

BY GENDER (WOMEN)

FEMALE INMATE POPULATION = 147 *01/27/17



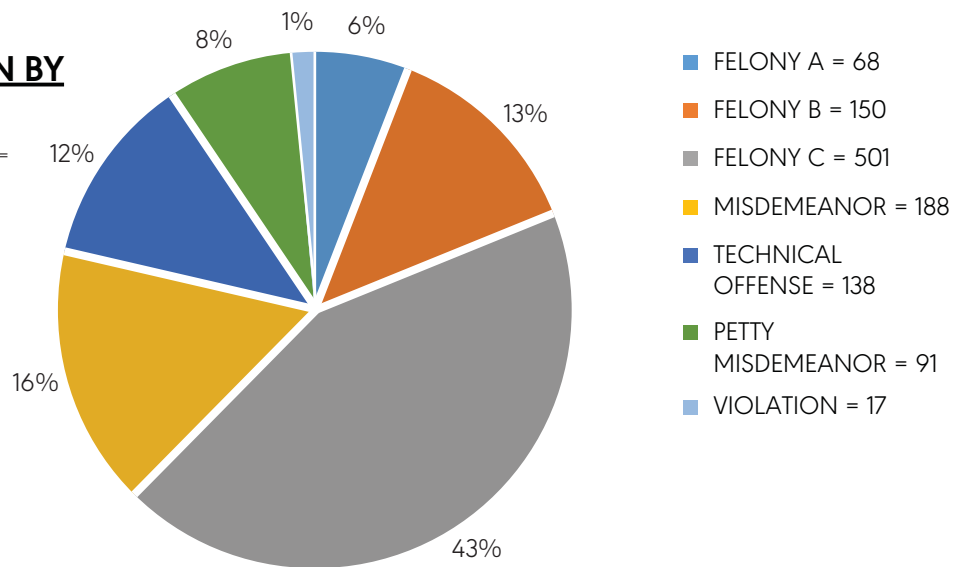
2.2.5 Severity Classification

Severity of offense among the male inmate population at OCCC is classified into seven categories: Felony A, Felony B, Felony C, Misdemeanor, Technical Offense, Petty Misdemeanor, and Violations. Felony C offenses comprise the largest proportion (43%) of the overall male inmate population. Misdemeanors account for 16%, Felony B offenses account for 13%, and Technical offenses account for 12%. A small proportion of male inmates carry petty misdemeanor (8%), Felony A offenses (6%), and Violations (2%).

For the female inmate population, Felony C offenses constitute the largest proportion of all offenses (41%), slightly lower than that of the male population, while Petty Misdemeanor offenses account for 19% or more than twice that of the male population. Technical offenses account for 14%, with Misdemeanors and Felony B offenses each accounting for 11%. The smallest proportion of offenses for female inmates are Felony A (3%) and Violations (1%), both of which are slightly below that of the OCCC male population.

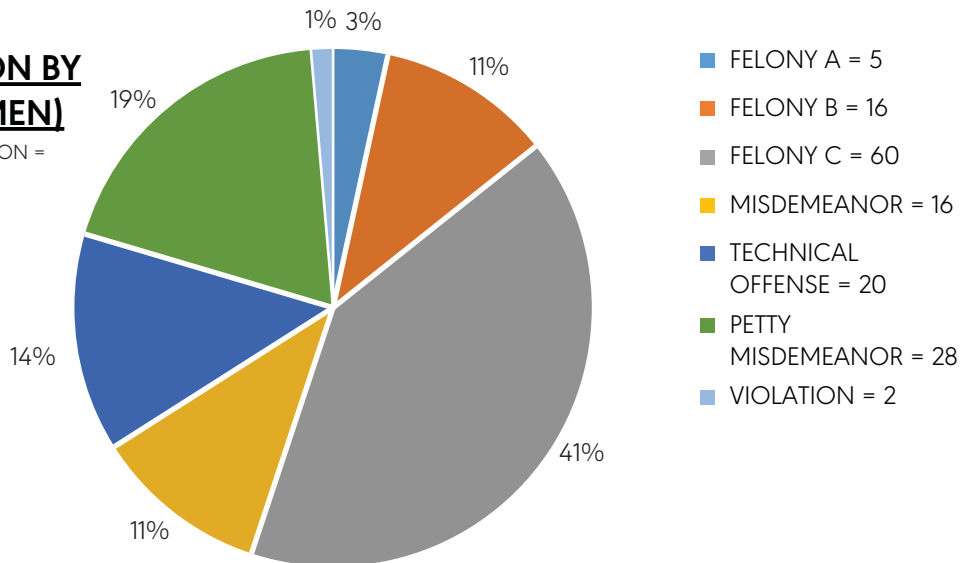
SEVERITY CLASSIFICATION BY GENDER (MEN)

MALE INMATE POPULATION = 1,171 *01/27/17



SEVERITY CLASSIFICATION BY GENDER (WOMEN)

FEMALE INMATE POPULATION = 147 *01/27/17



2.2.6 Status Classification

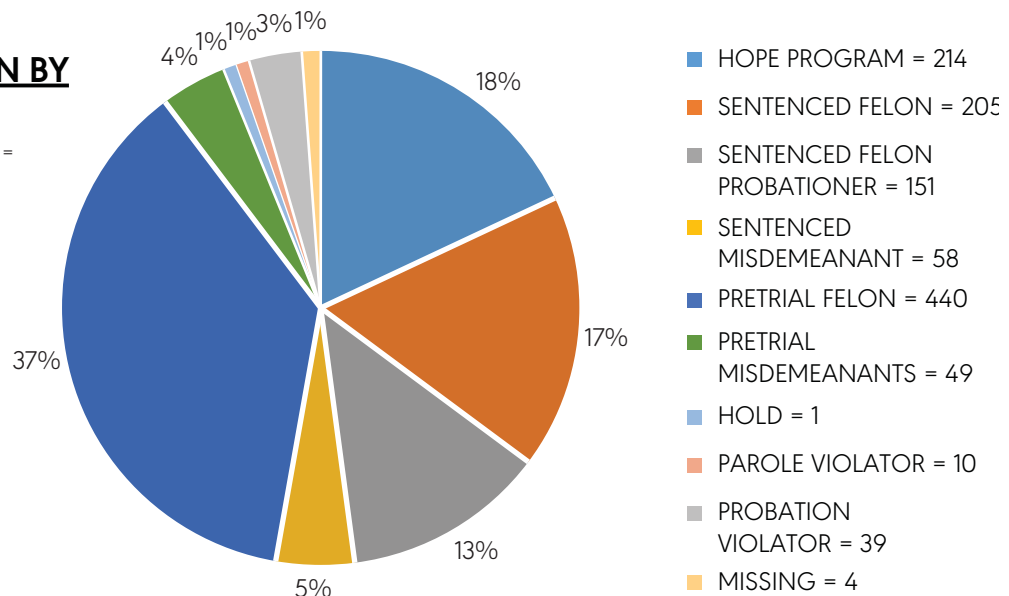
Status Classification among the male inmate population at OCCC is organized into 10 categories: HOPE Program, Sentenced Felons, Sentenced Felon Probationers, Sentenced Misdemeanants, Pretrial Felons, Pretrial Misdemeanants, Parole Violators, Probation Violators, Hold, and Missing.

Pretrial Felons comprise the largest portion of the male inmate population housed at OCCC at 37% of the total with much smaller percentages classified under the HOPE Program (18%), Sentenced Felons (17%), and Sentenced Felon Probationers (13%). The remaining 15% of the male population comprise six categories: Sentenced Misdemeanants (5%), Pretrial Misdemeanants (4%), and Probation Violators (3%), with Parole Violators, Hold, and Missing comprising less than 1% each.

Unlike males, Status Classification among the female inmate population at OCCC is organized into eight categories with no inmates classified as Sentenced Felons or Hold. Pretrial Felons also comprise the largest portion of the female inmate population with 33% of the total with smaller percentages classified under the HOPE Program (27%), and Sentenced Felon Probationers (14%), and Pretrial Misdemeanants (13%). The remaining 13% of the female population comprise four categories: Sentenced Misdemeanants (4%) and Probation Violators (7%) with Parole Violators and Missing comprising less than 1% each.

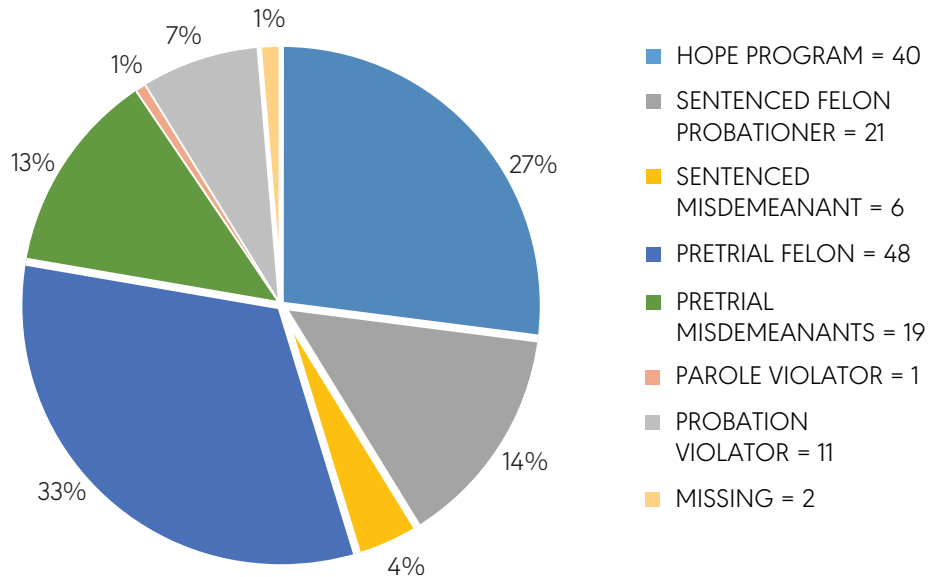
STATUS CLASSIFICATION BY GENDER (MEN)

MALE INMATE POPULATION = 1,171 *01/27/17



STATUS
CLASSIFICATION
BY GENDER
(WOMEN)

FEMALE INMATE
 POPULATION = 147
 *01/27/17



3.0 JUSTICE REINVESTMENT INITIATIVE

The Justice Reinvestment Initiative (JRI) was enacted as Act 139 SLH 2012 as a mechanism to reduce recidivism and increase public safety by implementing evidence-based practices and amending the way PSD moves inmates through its correctional system. It is also a collaborative effort involving multiple departments and agencies under the umbrella of the criminal justice system.

Three areas of concern were identified when the legislation was formed: 1) inordinate lengths of pre-trial detainment; 2) impediments to swift and appropriate parole; and 3) delays in payment of restitution. In addressing these various issues, it was mandated that instruments for assessment that were validated as evidence-based be used and that databases be updated.

Although the Level of Service Inventory Revised (LSI-R) and Ohio Risk Assessment Screening (ORAS) have been validated and are in use, PSD was ill-prepared for many of the changes because the systems it was using were badly antiquated. Rather than moving forward with many of the ideals that JRI envisioned, PSD spent 2012 - 2014 laying the groundwork and foundation for the new instruments, systems and procedures. Staff has been recertified in the use of the LSI-R, new databases have been created for both Intake Service Center (ISC) and the Crime Victim Compensations Commission, and procedures have been amended to ensure that the new protocols are viable.

The Department of Public Safety has spent \$1.3 million in the past fiscal year relating to JRI. Implementation of the JRI falls under the oversight of the Corrections Division, Reentry Coordination Office.

3.1 Pre-Trial Risk Assessment

The ORAS was implemented in January 2013 and ISC has received validation from Janet Davidson Ph.D. who was contracted to assess the instrument. It is used for pre-trial detainees to determine risk of failure to appear in court and risk of committing a new offense. Part of a planned upcoming training on Smarter Sentencing by the Justice Management Institute will include an explanation of all assessment tools and how they become evidence-based. The ISC Database has also been completed through a JRI grant partnership with Bureau of Justice Assistance (BJA).

3.2 Victim Restitution

Victim restitution has increased since the start of JRI, and the Crime Victims Compensation Commission (CVCC) Database funded through JRI/BJA has been completed. PSD has received answers from the Attorney General regarding restitution but are still not clear on the actual effect of those directions. PSD is awaiting final confirmation before it amends and finalizes the P&P. As it stands:

- All inmates owing restitution that are sentenced on or after July 1, 2012 shall have 25% of all monies deducted monthly.
- All inmates owing restitution that are sentenced on or before June 30, 2012 shall have 10% of workline monies deducted monthly.
- All inmates owing restitution that are ordered a different amount by the Judge shall have monies deducted in accordance with the court order.
- All inmates owing restitution that are released on parole and return on a parole violation shall have monies deducted at the same rate as when they were paroled out of the facility.
- Even if an inmate has completed his sentence for a case where s/he still owes restitution and is in custody on another case, PSD will still collect on that completed case.
- All inmates purchasing commissary shall be assessed a 4% fee as well as automatic phone fee assessments. These assessments go to special fund through the PSD Fiscal office but are not applied to restitution. They are used to fund the SAVIN victim notification system that was created in 2008 to allow victims and interested parties to automatically become notified of an offender's status.
- Sentenced probationers serving jail time as part of their sentence are considered "inmates" and will have their income deducted accordingly.

3.3 Victim Services

PSD has drafted the Victim Services position description. Once approved the position will be posted on the DHRD website. A consultant from Justice Solutions was retained to educate the Victim Services Representatives and PSD regarding the benefits of a victim services coordinator within Corrections. Positions at the County level are at the following stages:

- Kauai: V/W counselor is vacant.
- Maui: One V/W counselor remains.
- Hawaii: One legal clerk and one V/W counselor hired and started working in Hilo. Kona hired one legal clerk and one V/W counselor. Some positions are still open.
- Oahu: Only one V/W counselor and two clerical staff are still employed out of six positions.

3.4 PSD and Parole Risk Assessment

The LSI-R recertification has been completed by all of PSD, about 98% of the Judiciary and all of the Hawaii Paroling Authority. When the training is done for the judges, prosecutors, defense attorneys and Corrections staff, it is PSD's hope that this validated assessment tool will be thoroughly explained to and accepted by those who

depend on its validation and outcomes. It is important for all parties to be confident that this tool is accomplishing what is required and that it can be trusted.

3.5 Inter-Agency Pre-Trial Coordination

The District Court is still utilizing the Supervised Release option through ISC and the numbers of pre-trial misdemeanants is significantly lower than in previous years. Although PSD and the Judiciary have been working on a process for fast-tracking the moderate-level felony pre-trial offenders through the court system to alleviate the long wait times housed at OCCC, few, if any, of the moderate level offenders have been released. The wait time for pretrial Felons remains high.

3.6 Community and Institutional Programming

- Expansion of the furlough program at OCCC from 96 beds to 216 beds;
- Establishment of re-entry housing and referral services for adult male and female furlougees in West Hawaii (Kona);
- Pre-employment and Job Readiness Training Services;
- Increase in funding for Sex Offender Risk Assessments at OCCC Furlough centers;
- Increase in funding for Family Therapy services for Bridge clients;
- Increase in Employment Development services for Bridge clients;
- The Development of a training curriculum on Hawaii Adult Risk Assessment Framework, including the development of an on-line training course for government employees and private practitioners.
- Additional job training programs for Arizona inmates returning to Waiawa Correctional Facility.

Federal funding was also received to expand the Substance Abuse Treatment Services Branch Bridge beds at OCCC from 32 to 96.

3.7 Communication and Media

The victim notification system (SAVIN) is working well with texts going to those who sign up. PSD has a Facebook and Twitter page and is developing other social media pages (Instagram etc.) to notify the public of things that are happening within the department, such as closures of inmate visitation. Notifications are also being made through a public alert system called Nixle. Users sign up to receive alerts to their phone and/or email with important information and pictures from PSD. There are currently over 50,000 people statewide signed up for Nixle alerts, including all of the news media organizations on every island.

3.8 Parole Violator Caps

Inmates paroled on a Chair-to-Set basis have been moving much quicker through the verification process and spending less time waiting for their parole date. The Hawaii Paroling Authority (HPA) and the correctional facilities have agreed on a verification process that allows for case managers to verify residences ahead of time. HPA has honored the approximately 38% of the inmate requests for a reduction in minimum and has amended the request form.

Only 33% of first time parole violators receive the 6-month cap. Many more would have received the cap had they not disqualified themselves by absconding, being re-arrested for certain misdemeanor and/or felony crimes, or having been convicted of certain enumerated crimes.

3.9 Quality Assurance and Accountability

CGS gets reports from PSD, the Judiciary and the HPA which they use for reporting to the groups.

3.10 Additional Projects

Talks are underway with the Judiciary, Hawaii Department of Transportation, Probation, Prosecutor and Public Defenders on Hawaii Island to look into creating sentencing structures for misdemeanor offenders to avoid jail time and reduce the population at Hawaii CCC.

Furlough spreadsheets have been developed to determine if our furlough programs are working and what kind of time we are looking at for them to get employed and get paroled. The numbers have been highly useful and the spreadsheet will be expanded to the outer islands in the near future. The population changes as of date shown:

	June 2012	December 2014	% Change
Total Population	6,060	5,892	3% decrease
Mainland	1,677	1,399	17% decrease
In-State*	4,396	4,493	2% increase*

*The increase is primarily jail inmates and parole violators.


THIS PAGE INTENTIONALLY LEFT BLANK

Appendix C: Women's Community Correctional Center: Proposed Expansion

Oahu Community Correctional Center

October 27, 2017

Revised May 30, 2018



Prepared for:

State of Hawaii

Department of Accounting and General Services

Department of Public Safety

Prepared by:

ahl.



Louis Berger

BACKGROUND

The Hawaii Department of Public Safety (PSD) operates the Oahu Community Correctional Center (OCCC), which acts as the local detention center for the First Circuit Court. Located at 2199 Kamehameha Highway in Kalihi, the OCCC is currently the largest jail facility in the state of Hawaii. With increasingly aged and obsolete correctional facilities, PSD is proposing to improve its corrections infrastructure through modernization of existing facilities when possible and construction of new institutions to replace others when necessary. Among its priority projects is the replacement of OCCC.

In addition to housing male offenders, OCCC currently houses pretrial female offenders, higher security female offenders, and female offenders eligible for Community Release. PSD plans to relocate female inmates from OCCC to the existing Women's Community Correctional Center (WCCC) located in Kailua. The WCCC is the only all-female facility in Hawaii and serves as the primary facility for sentenced felons that do not require high security. This move will provide female inmates with greater access to rehabilitation programs and improved family visitation.

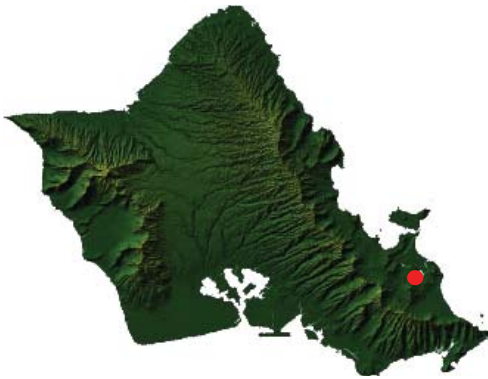


FIGURE 1 - Location Map of Oahu

The WCCC site (TMK: 4-2-003:004; 4-2-003:026; 4-2-003:025; 4-2-003:024) is located in the Kailua Ahupua'a, Ko'olaupoko District on 122 acres of land situated north of the Kalaniana'ole Highway and to the south and the east of Kailua High School (Figure 1). It is located on the site of the former Hawaii Youth Correctional Facility (also called the Koolau Boy's Home), and was constructed in 1952 on the windward side of Oahu approximately 1.5 miles (2.4 kilometers) inland from Kailua Bay, in a largely undeveloped area of Maunawili. To the east is a single-family residential neighborhood. To the north and west is the town of Kailua, the outskirts of which are mostly single-family residences. Local schools include Kailua High School and the Maunawili Elementary School, which is located to the south of the facility. The full site and adjacent uses are shown in Figure 2.


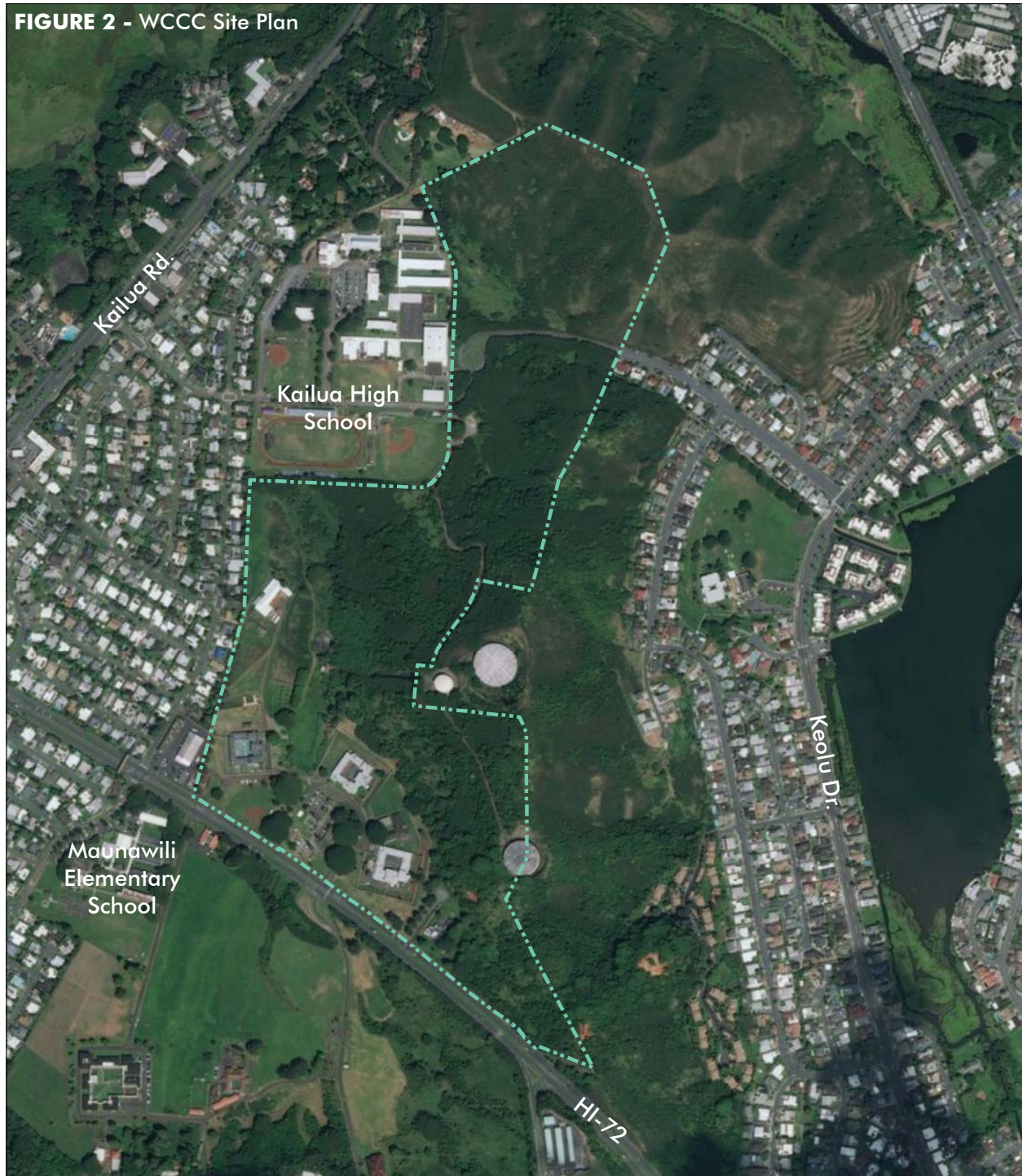
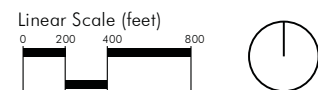


FIGURE 2 - WCCC Site Plan



LEGEND
WCCC



WCCC Facilities Overview

Three of the original housing buildings from the Hawaii Youth Correctional Facility remain in use: the Ka`ala, Maunawili, and Olomana Cottages. These cottages are mostly dormitory style, with little cell housing. Female offenders with medical and mental health needs are housed in the Olomana Cottage. Minor renovations were made to these facilities between 1992 and 1994, and additional housing structures - Ho`okipa cottage and Ahiki dormitory - were constructed in 1999. The current rated capacity for WCCC is 260 beds. The facility routinely operates at full capacity.

Ka`ala, Maunawili, Olomana, and Ahiki are arranged in a semi-circular fashion around the Administration Building and a pavilion, armory, and guard building that now serves as a gate house. Ho`okipa Cottage is located a short distance to the southeast behind the Maunawili Cottage, and is temporarily unoccupied. A two-part modular building was added in front of the Ahiki Dormitory and serves as a building for various educational programs. The two story small dormitories are primarily used for community release inmates. The inmate residents have used a gully between the Ka`ala Cottage and the Olomana cottage as a garden. North of the main facility is an older warehouse and greenhouse that are still used but in disrepair (Table 1 and Figure 3).

WCCC operates under a direct supervision model, where officers are posted at fixed stations and also conduct periodic observations and supervision via roving patrols. Back-up capabilities are provided in control rooms, however, visibility of inmates and video and audio monitoring is either limited or unavailable. The overall WCCC campus is surrounded by a single perimeter fence, which weaves irregularly around existing buildings and lacks perimeter detection, lighting, and a patrol road. The courtyard separates the housing area from the dayroom and program areas. For security purposes, visibility of the entryways and the courtyard are provided by the control rooms located in the cottages, however, they provide limited visibility of the housing and program areas. The courtyard provides inmates with a controlled, designated space for outdoor activities.





WCCC Grounds



WCCC Grounds

The three earliest cottages are Modernist in style with flat roofs, external stairs, and windows on the second story. The Modernist style is evident in other structures that were added to the facility more recently, such as the Administration Building. These buildings are constructed of concrete with steel doors and window casings and flat tar roofs.

Three of the cottages are associated with the work of the firm of Charles W. Dickey and may have come from another prison. Dickey was a well-known architect who has been credited with developing a regional architectural style that incorporated elements of traditional architecture into modern buildings. The firm’s structures at WCCC represent the work of the second generation of architects in the firm, such as Vladimir Ossipoff, who were decidedly Modernists. The two exceptions are the Ho`okipa cottage and the auxiliary building, which have hipped roofs that are reminiscent of Dickey’s personal style. The other WCCC buildings are portable/manufactured housing or modern vernacular structures.

Table 1: WCCC – Existing Facilities

Building ID	Building Name	Primary Use(s)
WCCC-01	Ka`ala Cottage	Housing
WCCC-02	Maunawili Cottage	Support Services
WCCC-03	Olomana Cottage	Housing
WCCC-04	Ahiki Dormitory	Housing
WCCC-05	Administration Building	Administration
WCCC-06	Armory	Armory
WCCC-07	Guard Building	Gatehouse
WCCC-08	Pavilion	Waiting
WCCC-09	Ho`Okipa Cottage	Housing (Furlough)
WCCC-10	Educational Portables 1 & 2	Programs
WCCC-11	N/A	Greenhouse
WCCC-12	N/A	Warehouse
P-1	Parking Lot 1	Parking
P-2	Parking Lot 2	Parking
P-3	Parking Lot 3	Parking
P-4	Parking Lot 4	Parking

FIGURE 3 - WCCC Existing Buildings



WCCC PROGRAMS AND SERVICES



WCCC provides for a wide range of services including medical and mental health, diagnostic evaluations, counseling, work opportunity, education, substance abuse treatment, community services and resocialization/work furlough privileges. The majority of the programs are distributed amongst the four primary housing structures: Olomana, Ka`ala, Mauawili and Ahiki Cottages. Each cottage operates in accordance with specific programs and classification levels, based on the foundation of a Trauma Informed Care System. The Trauma Informed Care Initiative (TICI) is in partnership with PSD Mental Health, University of Hawaii Social Science Research Institute and funded by the Office of Hawaiian Affairs (OHA), Hawaii State Mental Health Transformation State Incentive Grant (MHT SIG) project and the National Center for Trauma-Informed Care (NCTIC). A trauma informed framework is one way to create a supportive and comprehensively integrated environment that provides opportunities for many to contribute to

a common goal. This also creates an appropriate environment for understanding some of the core issues at the root of an offender's beliefs and behaviors. A trauma-informed system at WCCC operates on the idea of creating SPACE:

- S = Staff and Offender Training – annually and consistent;
- P = Programs – interconnect of varying modalities;
- A = Administration – set values and attitude tone for staff;
- C = Case management – the guiding force;
- E = Environment – an appreciation for all things.

The planning to implement trauma-informed care at WCCC was conceptualized by its staff as part of the vision to create a community of change and well-being at WCCC. WCCC staff envisioned WCCC as a place to learn how to live a forgiven life, a place that nurtures change within the individual, family, and community, and serves to reduce recidivism.

By embracing a trauma-informed framework for their efforts to transform the correctional environment into a place of change, the WCCC leadership and staff have added value to the many existing programs at the prison that are helping women recover from trauma, substance abuse issues, and mental health problems. The resources available to women at WCCC are described in the sections that follow.

Mental Health Unit

WCCC Mental Health staff offers services to all offenders, both in general population and women in the acute mental health population. Services include mental health screening and evaluation, treatment in the form of crisis intervention, individual therapy, group therapy, psycho-education, and discharge planning. Women in need of psychiatric services are referred to the psychiatrist consultation and medication management.

General population mental health programming includes Seeking Safety trauma treatment. It is a six-month closed group that addresses Post Traumatic Stress Disorder (PTSD) and substance abuse with a curriculum covering 24 cognitive, behavioral and interpersonal domains that provide coping skills that are essential in helping women recover from trauma.



WCCC Mental Health Services welcomed United Self Help, who received a grant to do BRIDGES (Building Recovery of Individual Dreams and Goals through Education and Support), a national peer-driven program. Acute mental health programming includes Thinking Errors which teaches women self-awareness and problem-solving skills by addressing their thoughts, feelings and actions, DBT (Dialectical Behavior Therapy) which is a skills training course designed to further develop coping skills and behavior management, self-esteem and self-confidence building classes, culinary arts, and discussion classes.

Substance Abuse Treatment

Three distinct substance abuse treatment programs are available at WCCC, including addiction treatment services provided by the Salvation Army. This program service includes assessment and treatment planning, structured group education and treatment services, individual counseling and family education, continuing care, and after care. "O Malama" is a residential drug and alcohol program that combines treatment with an education program

to ensure that women have the best chance for successful reentry.

The offenders in the program engage in therapeutic experiences, recovery education and tools, fostering responsibility, accountability, and life skills that will empower them to re-enter the community and make healthy and productive choices as drug free adults. “Ke Alaula” is a therapeutic community program that offers substance abuse and criminality treatment. This treatment is cognitive behavior based and incorporates a holistic view of healing the body, mind and spirit. Ke Alaula, in a unique partnership with the Honolulu Garden Club, combines substance abuse treatment with an opportunity for women to plant, maintain, and care for traditional Hawaiian agricultural terraces, offering an outdoor classroom in which women process their issues in a cultural setting.



Transitional Programs

The Bridge program is a transitional, substance abuse treatment work furlough program that is based within WCCC. This program provides opportunities to practice pro-social, cognitive, and recovery skills learned in treatment while transitioning to the community. Family therapy, psychological, and job development services are provided as the Offender reconnects with family and community resources.

Furnhurst YWCA operates a community-based work furlough program called Ka Hale Ho`Ala Hou No Na Wahine. Women receive training and assistance in finding employment, building life skills, developing social networks and making any changes needed to prepare them for transitioning into the community and connecting with their families.

Health Care

The WCCC Health Care Unit (HCU) serves the on-site general population as well as the WCCC furlougees (Project Bridge) and inmates who are in contracted furlough beds at Fernhurst YWCA. The Health Unit adheres to the National Commission on Correctional Health Care (HCCHC) accreditation standards. HCCHC accreditation is an accomplishment of not only the Medical Unit but of the entire facility whose mission it is to transform the lives of the incarcerated women in their care. The accreditation will last for two years and legitimizes and validates the quality, fortitude, and dedicated level of care provided by the health care providers.

Library

The PSD Library Services continue to provide opportunities for the women to participate in the nationally known program “READ TO ME.” This program provides incarcerated women an opportunity to reconnect with their children by recording themselves reading children’s books on audiotapes. The tapes are screened and then mailed with the books to the children.

In a partnership with Pu`a Foundation and Awaiaulu, PSD Library Services have provided computers for the women to participate in a community-based transcribing program called Ike Ko`o Ko`a. The women are transcribing Hawaiian newspapers written between 1834 and 1948 that have been photocopied. Their transcription is then uploaded into a database maintained by Awaiaulu to be offered on the Internet for research purposes. Over 60,000 pages need to be transcribed with about 25 women participating.

Education and Job Training

Lack of education and job skills are huge barriers to successful community reentry for women leaving prison, and WCCC addresses these needs through GED classes as well as a range of vocational training programs. In partnership with a local community college, a culinary services program offers college credit and job skills, and the trainees work in the WCCC kitchens. A welding training program prepares women with a marketable well-paying skill. Flower arranging is another trade program offered. A comprehensive transition skills training program for women who are nearing the end of their sentences teaches women life skills and offers job development, placement, and support services for up to 6 months post-reentry. Other courses including personal development topics, spiritual growth and healing, and creative writing are available. Mother Read, a family empowerment and literacy program, helps women improve their reading skills to make reading with their children a more rewarding experience.



Faith Based/Chapel

The Total Life Recovery (TLR) is a faith-based program at WCCC that focuses on helping women grow spiritually, emotionally, mentally, and physically. TLR is supported through the commitment of trained volunteers, their churches and other community organizations. A unique aspect of TLR is its hydroponics program, created through a partnership with the Lanikai Kailua Outdoor Circle (LKOC), whose members volunteer their time to teach and supervise the offenders. Here, women learn how to grow salad greens and herbs for the WCCC kitchen, and propagate landscape plants that the Outdoor Circle members sell in the community to fund the program. The women of TLR also venture into the community and provide testimonies, songs and dance in an effort to begin the transitional process back into the community.



Community Services

WCCC continues to change the public perception of female offenders through its community work lines. These work lines allow the public to see a rare side of female offenders and provides opportunity for social interaction, which is a positive first step for transition for the women offenders. In partnership with LKOC the women provide road and ground maintenance to areas in Kailua, including Lanikai Beach Park, Pohakupu Park and the Kailua Corridor. In addition, working with LKOC and Ahahui Malama I Ka Lokahi (AML) the women maintain the following areas of the Ka-wainui Marsh: Ulupo Heiau, Kaha Park, and Napohaku. The Kawinui Marsh provides a classroom of flora, fauna and Hawaiian Culture that is taught to the women by AML. In a similar relationship between WCCC and the Pacific American Foundation (PAF), the women offenders are helping to restore the Waikalua Loko fishpond in Kaneohe Bay. PAF has provided cultural educational opportunities about the fishpond to the women offenders and their children by hosting an event that brought them together.



Environment

Prisons are not generally warm and welcoming places; much has already been accomplished to make the buildings and grounds more inviting. For example, in many buildings, the typical institutional colors are gone, replaced by bright colors, murals, and paintings of the local Hawaiian flora and fauna done by WCCC artists. In a grassy yard, a large open-air pavilion with picnic tables was constructed by volunteers from the community, using donated materials; this provides space for programs that allow mothers to spend quality time with their children. Inmate work crews are clearing brush and landscaping parts of the grounds near a stream, creating an oasis of Native Hawaiian plants. WCCC's next goal is to replace a paved courtyard between living units and classrooms with grass and gardens.

Recreation

WCCC Recreation Unit continues to provide a wide range of opportunities for offenders to combat idleness through programs and activities that empower them to develop life changing attitudes and skills. Among the activities offered is the Huikahi Circle, a group process based on public health learning principals for people in prison, work furlough or drug treatment programs to make amends with family, friends and others harmed by past behavior.



Keiki O Kaaina's "Supporting Families Affected by Incarceration (SFAI)" program conducts classes on parenting. Women who complete the class are then able to have a monthly visit with their children at the Keiki Hale classroom at Ahiki Cottage. Other programs offered by Keiki O Kaaina are the "Mentoring Children of Promise" program, "Supporting Parents as First Teachers" and "Supporting Keiki of Incarcerated Parents (SKIP)".

WCCC FUTURE PLANS

To accommodate the additional female population to be relocated from OCCC, PSD is developing plans for improving inmate housing and supporting infrastructure at WCCC. Improvements under consideration include development of a new housing unit comprising approximately 180 dormitory-style beds (Pods A and B), 14 segregation unit cells and 14 mental health unit cells (Pod C), intake control and intake services, medical and mental health units, a central control station, non-contact visiting room, outdoor recreation area, laundry department, and other ancillary facilities (as shown in Figure 4).

WCCC Relocation Details

Pods A and B - Dormitory style with 90 inmates in each pod, 45 beds each dorm.

- 20 double bunk beds, 5 single beds in each pod

- Approximately 100 square feet per cubicle, out of the 100 square feet, 25 square feet is unencumbered space
- Inmate living space total square footage for pod A & B is 2,400 square feet. Amount does not include cubicle dividers, walkway etc.
- Each pod will have own kitchen & nurse satellites, showers (12 each), toilets (12 each)
- Each pod will have an ACO (Adult Corrections Officer) Station- 2 sergeants, 2 control ACOs, 2 rovers, 2 rec ACO each watch

Pod C – Segregation Unit and Mental Health Unit

- Segregation Unit
 - Approximately 100 square feet per double bunk cells (80 ft. min.), and 100 square feet for single beds cells; 35 square feet is unencumbered space
 - Each cell to be furnished with toilet and sink
 - Hobo recreation yard
 - Inmate living space square footage, 1,400 square feet
 - ACO Station- 1 control ACO, 1 rover, 1 sergeant to manage pod C each watch
- Mental Health – 14 cells (10 cells double bunk, 4 single beds)
 - Approximately 100 square feet per double bunk cells (80 ft. min.), and 100 square feet for single beds cells. 35 square feet is unencumbered space
 - Each cell to be furnished with toilet and sink
 - Recreation area
 - Inmate living space square footage, 1,400 square feet
 - ACO Station - 1 control ACO each watch

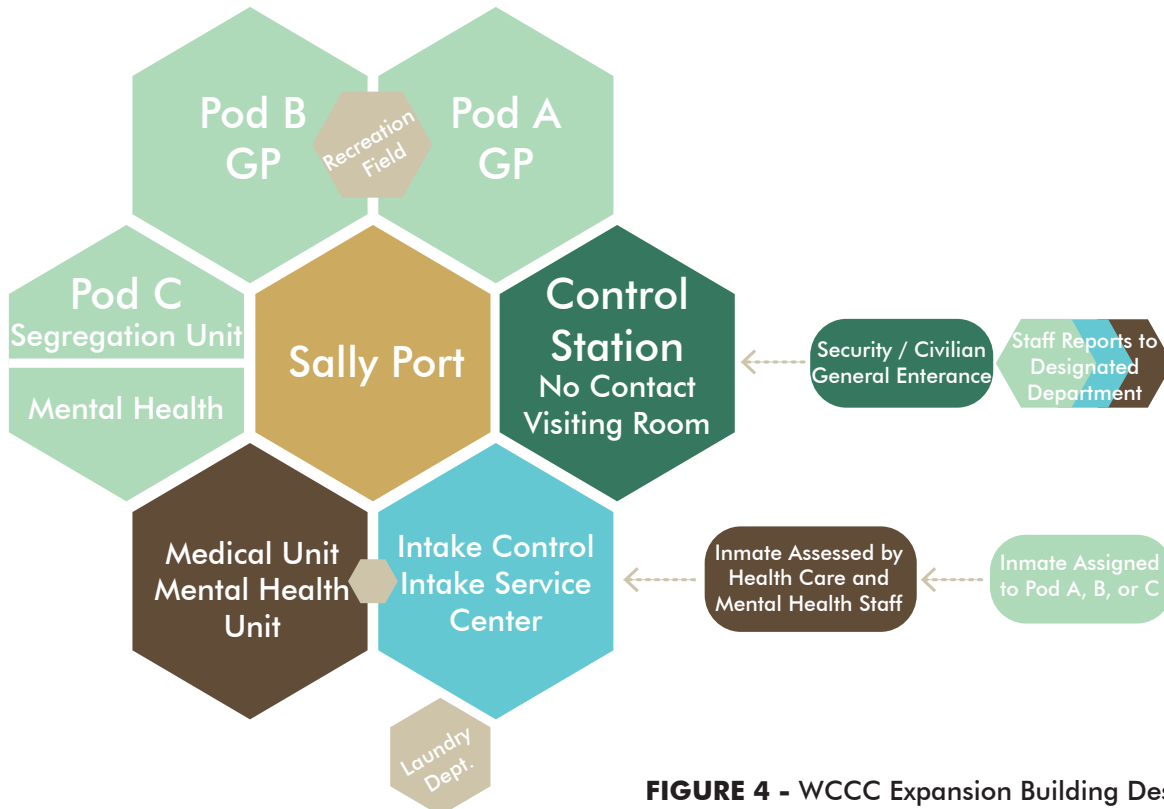


FIGURE 4 - WCCC Expansion Building Design

WCCC Grounds



Intake Control and Intake Services

- Intake Control
 - 4 holding cells
 - Shower cell
 - 2 interview rooms
 - 1 strip search room
 - 1 property room
 - Control station
 - ACO station- 1 sergeant, 1 control ACO each watch
 - 4 transportation officers/2 transportation vehicles

- Intake Services
 - 4 interview/satellite rooms
 - 2 unit office space (program service unit & district court unit)
 - Records room
 - OISC Staff
 - Branch manager
 - 2 OA III
 - Assessment/classification- 1 supervisor, 3 social workers (SW)
 - Program service unit- 1 supervisor, 3 SW
 - District court unit- 1 supervisor, 2 SW

Medical Unit and Mental Health Unit

- Medical Unit (Ward, Clinic, and Infirmary)
 - Ward with 6 beds, with shower and toilet
 - 6 isolated cells, single bunk & 2 suicide cells; 100 square feet - 800 square feet total
 - Each cell furnished with toilet and sink
 - Clinic - 3 clinic rooms
 - 1 dental room
 - ACO control station- 2 ACOs (clinic and infirmary) each watch
 - HCU Staff
 - 1 registered nurse 4
 - 6 registered nurse 3

- Mental Health
 - 1 unit office space
 - 1 interview room
 - MH Staff
 - 1 psychologist
 - 2 personal support worker (PSW)

Central Control Station and No Contact Visiting Room

- Central control station
 - 1 watch captain, 1 lieutenant, 1 sergeant, 1 control ACO each watch

- No contact visiting room
 - 2 ACO (visit officers) during visiting hours

Laundry Department

- 1 unit 1 laundry supervisor
 - 2 commercial dryers
 - 2 commercial washers



Other improvements to support the increased female population are also being explored, including renovating the currently vacant Ho`okipa Cottage to house female inmates, replacing the dilapidated maintenance/warehouse building, constructing a new administrative office building, and new gatehouse, along with additional parking (Table 2 and Figure 5).

Total Staff Needs for Each Department

Security Staff: 73

- 4 watch captains
- 4 ACO V
- 22 ACO IV
- 43 ACO III

Health Care Unit

- 1- RN 4
- 6- RN 3

Mental Health Staff

- 1- psychologist
- 2- PSW

OISC Staff

- Branch manager
- 2 OA III
- Assessment/classification- 1 supervisor, 3 (SW)
- Program service unit- 1 supervisor, 3 SW
- District court unit- 1 supervisor, 2 SW

Laundry Department

- 1- unit laundry supervisor

Department staff not factored in: food service unit, building maintenance, janitorial, and individual and family support (IFS).



Table 2: WCCC – Proposed Development Plan (subject to change)

Building ID	Building Name	Primary Use(s)	Plan
WCCC-01	Ka`ala Cottage	Housing	No Change
WCCC-02	Maunawili Cottage	Support Services	No Change
WCCC-03	Olomana Cottage	Housing	No Change
WCCC-04	Ahiki Dormitory	Housing	No Change
WCCC-05	Administration Building	Administration	Demolish, Relocate, & Expand
WCCC-06	Armory	Armory	No Change
WCCC-07	Guard Building	Gatehouse	Demolish, Relocate, & Replace
WCCC-08	Pavilion	Waiting	No Change
WCCC-09	Ho`Okipa Cottage	Housing (Furlough)	Renovate
WCCC-10	Educational Portables 1 & 2	Programs	No Change
WCCC-11	N/A	Greenhouse	Demolish/Replace
WCCC-12	N/A	Warehouse	Demolish
WCCC-13	New	Housing	Proposed New Building
WCCC-14	New	Storage	Proposed New Building
P-1	Parking Lot 1	Parking	Expand
P-2	Parking Lot 2	Parking	Group & Expand
P-3	Parking Lot 3	Parking	
P-4	Parking Lot 4	Parking	

Proposed Site Layout

To achieve their programmatic goals, PSD is proposing renovating or demolishing some existing structures, and building new when necessary. Table 2 describes the preliminary plan for the existing structures and existing parking lots on the WCCC site, and indicates required new construction. Figure 5 shows an updated site plan with proposed new construction; this plan is preliminary, and is expected to change as the proposed program develops. Special care will be taken to avoid construction in areas of existing wetlands, on steeply sloped terrain, and near the adjacent residential neighborhoods to the west. Important natural features such as the Monkeypod trees will be preserved. Additional landscape screens between the new buildings and the residential areas will also be considered.




Appendix D: Animal Quarantine Station: Possible Plan for Relocation

Oahu Community Correctional Center

October 27, 2017

Revised May 30, 2018



Prepared for:
State of Hawaii
Department of Accounting and General Services
Department of Public Safety

Prepared by:

ahl.



INTRODUCTION

Among the many roles and responsibilities of the Hawaii Department of Agriculture (HDOA) is protecting and enhancing the vitality of Hawaii’s agriculture and aquaculture resources. The HDOA carries out its responsibilities by focusing on preventing the introduction and establishment of certain plants, animals, and diseases that would be harmful to Hawaii’s environment while working to create and maximize opportunities for exporting and facilitating growth of existing and new agricultural commodities and by-products.

Hawaii is the only state in the nation that is rabies-free. Rabies is a fatal neurologic disease that affects all mammals, including humans. It is important for the HDOA to maintain that status in order to protect the public’s health and Hawaii’s unique ecosystem. All animals traveling to Hawaii are required to have specific documentation of vaccinations against rabies and other diseases and are subject to quarantine if they fail to meet certain necessary requirements. Integral to Hawaii’s success protecting public health and the environment is HDOA’s Animal Quarantine Station (AQS), located in Halawa (as shown in Figure 1).

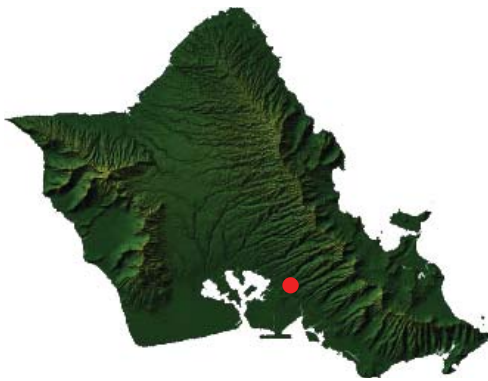


FIGURE 1 - Location Map, Oahu

The AQS was established in 1968 and for much of that time the AQS provided facilities to confine hundreds of animals—primarily household pets (cats and dogs)—during their quarantine periods. With advances in rabies science and subsequent changes in policies over the past several decades, the need to confine animals at AQS has declined considerably such that the current AQS is no longer meeting the needs of the HDOA. This document addresses the need for a new facility and provides information on existing conditions, along with estimated space requirements for a new AQS based upon its current and future mission. It is also intended to initiate more formal planning and other studies of the role, mission, and requirements of a new AQS; however, is not intended to serve as a guiding principle for the new AQS. The OCCC Planning Team wishes to acknowledge the contributions by HDOA’s Dr. Isaac Maeda and Dr. Raquel Wong to the information and recommendations provided in this document.



FIGURE 2 - Vicinity Map (site boundary had been adjusted)

EXISTING CONDITIONS

The HDOA Animal Quarantine Station is located at 99-951 Halawa Valley Street in Aiea, Hawaii. The approximately 35-acre property (as shown in Figure 2) is owned by the State of Hawaii, which acquired it in 1968 from the U.S. Navy. Records show that the U.S. Navy first owned the property in 1941 and the earliest owner was the Emma Kaleleonalani Estate. Historical aerial photos taken in 1944 and 1952 show various structures on the property including in the vicinity of the present-day parking lot. The buildings were subsequently demolished and the Animal Quarantine Facility was constructed in 1968.



The AQS comprises approximately 50 percent of the property and at one time included an estimated 1,600-1,700 dog kennels (most are currently not in use), 9 cat buildings, a livestock corral/loading facility, a pasture, a maintenance facility, a caretaker's residence, and various employee and visitor parking areas. The property also contains the administrative building for the Animal Industry Division, the State Veterinary Laboratory, the U.S. Army Morale, Welfare, and Recreation (MWR) Kennel Facility, and the AQS, along with various other government agency tenants which have agreements to use small portions of the overall property. Figure 5 (on subsequent page) shows the present site layout and approximate locations of current tenants.

The existing AQS building has a gross floor area of approximately 9,450 square feet (SF). The building includes administrative office space, veterinary offices, a dispensary, staff lockers and toilets, public toilets, dry storage, walk-in refrigerators, food preparation, dishwashing, and equipment storage. For all AQS animals, there are currently 35± staff members for a 7 day/week operation, with a maximum of 26± staff on-site at any time.



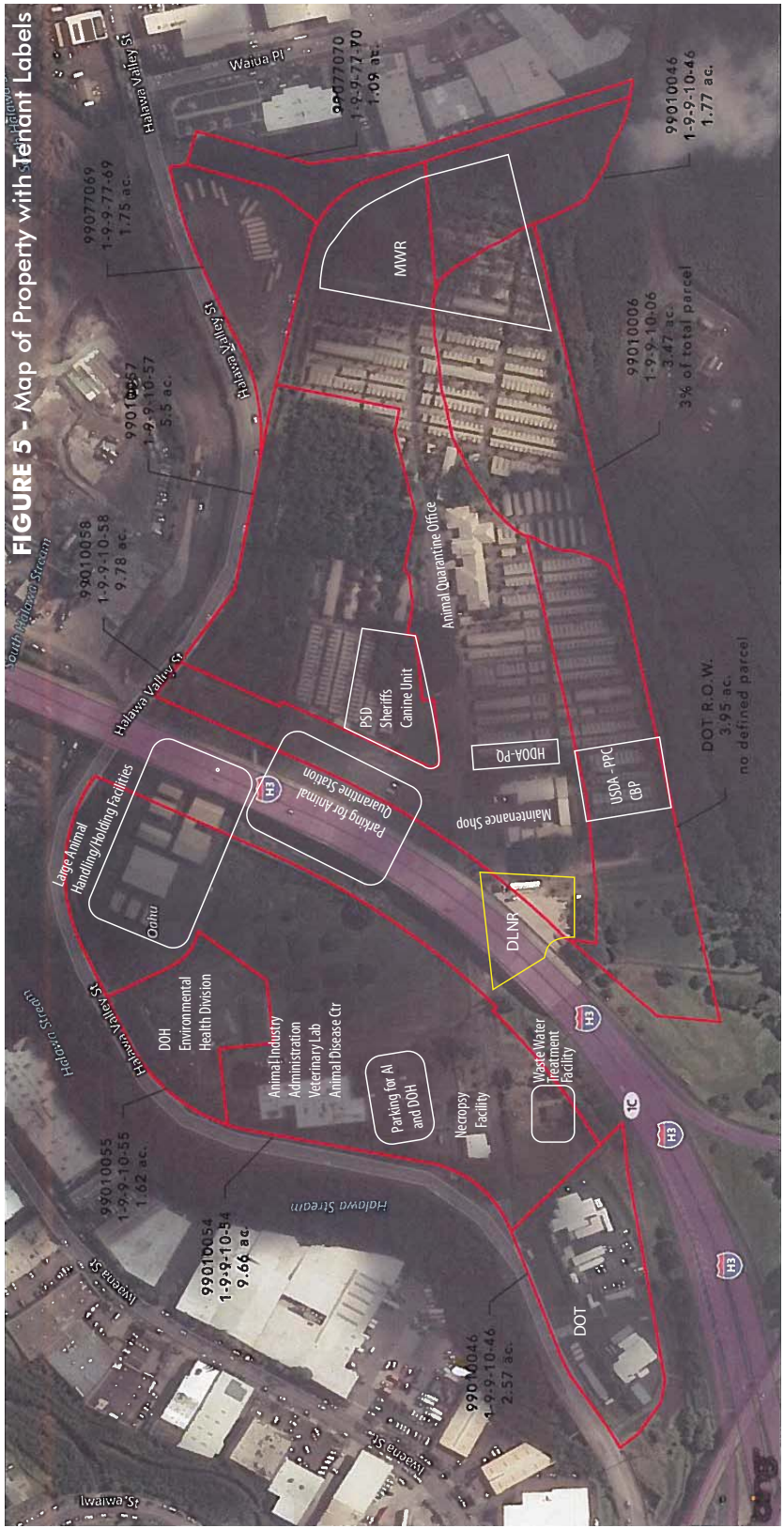
There are currently four sizes of dog kennels to accommodate different sized dogs:

- Small: 6' wide x 14' long
- Medium: 6' wide x 20' long
- Large: 6' wide x 26' long
- X-Large: 6' wide x 36' long

Kennel roof heights are consistent: low roof area at 6'-8" to 7'4" high, high roof area at 7'-8" to 8'-4" high (shown in Figure 3 and Figure 4). All kennels are separated to prevent contact that could spread disease.

Each cat is currently housed in a kennel that is 5' wide x 10' long, arranged under a single roof, on both sides of a double-loaded corridor. There is a service area located at the midpoint of the cages, which includes dry supply storage, refrigerators, a sink, etc. AQS staff members reported that the current cat housing works well and could generally be replicated in the new facility.

FIGURE 5 – Map of Property with Tenant Labels



- | | | | |
|---|---------------------------------|--|---|
| Animal Quarantine Facilities - Halawa Property | Animal Industry Division | Non-Animal Use | Animal Housing Units |
| Animal Quarantine Station | Veterinary Laboratory | DOH Environmental Health Services Division | Animal Quarantine Station |
| Animal Disease Control (ADC) Large Animal Handling/Holding Facilities | Administration | DLNR | Animal Disease Control (ADC) Large Animal Handling/Holding Facilities |
| USDA PPO Dog Detection | Animal Disease Control Office | DOT | USDA PPO Dog Detection |
| US Customs and Border Patrol Dog Detection | Necropsy Facility | | US Customs and Border Patrol Dog Detection |
| HDOA - Plant Quarantine Dog Detection | | | HDOA - Plant Quarantine Dog Detection |
| PSD - Sheriffs Canine Unit | | | PSD - Sheriffs Canine Unit |
| US Military MWR Boarding Kennels | | | US Military MWR Boarding Kennels |

AQS staff members provided data for FY 2013-2016 that divided the dog and cat population into the following categories:

- 120-Day Quarantine
- Early 5-Day or Less Quarantine: animals that arrive before the start date of their 5-Day Release Program fall into this category; the average stay is 40 days
- 5-Day or Less Quarantine
- DAR (Direct Airport Release, released at airport after inspection)

Approximately 90% of the animals that arrived during the 2013-2016 period were released on the day of arrival.



FIGURE 6 - Large Animal Stall

Also present on the AQS site are HDOA Plant Quarantine dogs, USDA dogs, Customs and Border Protection dogs, Sheriff's Canine unit dogs, and US Army MWR boarding kennels. The Plant Quarantine Branch currently houses 5 dogs at the site, the USDA houses 5-6 dogs, and U.S. Customs and Border Protection houses 5-6 dogs (these dogs are not included in the FY 2013-2016 population data).

A section of the AQS is dedicated to accommodating large animals (see Figure 6). Livestock or large animal inspections usually occur on two Wednesdays per month, but this can vary. The majority of large animals received for inspection are horses – usually a maximum of 30 horses per shipment. Occasionally, cattle are received – usually a maximum of 15 cattle per shipment. Other large animals include llamas, sheep, goats, and swine; however, they are received infrequently.



FIGURE 7 - Team 1 Building

All large animals are inspected at the large animal facility, located partially under the elevated H-3 highway which bisects the property. Pasture requirements for these animals are minimal. Drs. Maeda and Wong indicated that an area comprising approximately one acre would be more than adequate. Most large animals are not held at the facility after inspection unless a disease or disease vector is identified.

DESIGN CRITERIA

The following projected animal populations were derived from historical data provided by the HDOA for dogs and cats, gathered over a period of five years:



Administrative rule changes are expected to further increase the number of animals released on the day of arrival. Planned program modifications will allow dogs and cats that arrive with proper documentation over a thirty day period (as opposed to the 120 day waiting period currently required after passing a FAVN rabies serology test) to qualify for direct airport release. Drs. Maeda and Wong of HDOA are confident that the administrative rule changes will result in the need to house a combined total of approximately 100 animals (67% dogs, 33% cats). Staffing requirements for the new 100-animal facility have yet to be determined, however, it is assumed that the current AQS staffing levels will not change significantly.

Kennel Sizes and Facilities

Physical design criteria need to be established in order to provide appropriate care for each species. Key design criteria will include kennel sizes, exercise facilities, accommodation of visiting owners, isolation capability, etc. The criteria should reflect the current and projected needs of the local facility and take into account both code requirements and nationally-established best practices. Dr. Maeda and Dr. Wong agree that the new facility will only require kennels equivalent to the current medium and large sizes.



To accommodate the anticipated future dog population, 72 kennels (36 medium, 36 large) will be needed. The medium kennels will be 6' wide x 20' long x 8' high, divided into two areas, similar to the existing facility. The large kennels will be 6' wide x 26' long x 8' high, divided into two areas, similar to the existing facility. Kennels will be arranged in small clusters and they will be adjacent, with solid dividing walls to prevent contact, but not isolated as in the current facility. The solid dividing walls will improve environmental conditions by increasing solar shading and channeling breezes. This layout also preserves open space for exercise yards and grooming stations. Secure outdoor areas will be provided adjacent to the kennels to allow owners to exercise their pets and spend time with them. The pathways between the kennels and the outdoor exercise areas must be secure so that dogs cannot escape. Grooming stations are to be located near the kennels.

To accommodate the anticipated future cat population, 36 cages will be needed. These cages are to be 5' wide x 10' long x 8' high, similar to the existing cages. The cages will be laid out in a double-loaded corridor arrangement with a central service area, similar to the existing model.

Large animal receiving and holding sheds will need to be reconstructed, with a portion of them located under H-3. The overall area can be reduced to about half of the current area. The existing vehicle access to the receiving/holding pens, off Halawa Valley Street, is unsatisfactory due to limited sight distances. The proposed future design would provide vehicle access to the receiving/holding pens from the main site access road and would accommodate the turning radii and overhead height clearance requirements of the animal transport vehicles. A pasture area totaling approximately one acre will be more than sufficient because it will be utilized less frequently.

It is expected that the current number of owners and visitors (up to 131 per day on weekends) will be fewer as a result of the reduced number of dogs and cats housed at the AQS. Projections for visiting owners based on the projected animal confinement capacity have yet to be developed. In addition, requirements for accommodating visitors while they are waiting and during their visits also need to be established, with visitor parking demand to be included in parking projections. The current surface parking area under and adjacent to H-3 is a viable option and is expected to be more than sufficient for future staff and visitor needs. Additional research is needed concerning isolation capability, medical requirements, and storage requirements for the new AQS.

Code Requirements and Nationally Established Best Practices

A preliminary search yielded considerable information related to the design of animal shelters. However, that same search yielded little information on the design of animal shelters specifically intended for quarantine purposes. At the outset of the formal planning process it will be critical to establish the extent to which the design criteria for an animal quarantine facility varies from the criteria for a typical animal shelter. A key task at the outset of the planning process will be to develop a list of relevant code requirements and best practices.

Section 304 of the Honolulu Building Code (International Building Code, 2006 Edition as amended) classifies the animal quarantine facility as a Group B Business Occupancy. Subject to confirmation, the following requirements and best practices found during the preliminary search may also apply:

- Animal Welfare Act – USC Title 7, Sections 2131-2159
- CRF – Title 9 Animals and Animal Products
- Guidelines for Standards of Care in Animal Shelter, Association of Shelter Veterinarians, 2010

Necessary Facilities

Environmental factors can affect the health, behavior, and comfort of animal residents. It is important that requirements for ventilation, air-conditioning, sanitation, noise control, natural light, light levels, and other environmental factors be established and controlled in order to maintain the health and well-being of the animal residents.

A decision will have to be made by HDOA officials regarding the number of animal residents that require an indoor kennel (as shown in Figure 9). Indoor, air-conditioned kennels must be provided for animals that are either ill, medically distressed by the heat and humidity conditions, or that need medical treatment for other reasons. Hot weather (greater than 85°F) combined with high humidity are challenging for some dogs, especially brachycephalic breeds with short noses. Open-air kennels should be acceptable for most dog breeds, as long as shading and natural ventilation are provided.



FIGURE 9 - Indoor Kennel



FIGURE 10 - Aerial View of Existing AQS

CONCEPTUAL DEVELOPMENT PLANS

An initial concept site plan has been prepared to test whether a new AQS can be developed within the western-most portion of the property, and to show how the offices, employee and visitor parking, and required number of kennels for cats, dogs, and larger animals can be accommodated (Figure 11). The conceptual site plan confirms that there is adequate space available to relocate the AQS, and that the relocated AQS is a workable conceptual plan. The gross floor area of the existing AQS building, approximately 9,450 square feet (SF), is assumed to remain the same for the proposed AQS building development. A preliminary rendering of the proposed AQS is provided as Figure 12 on page 10.

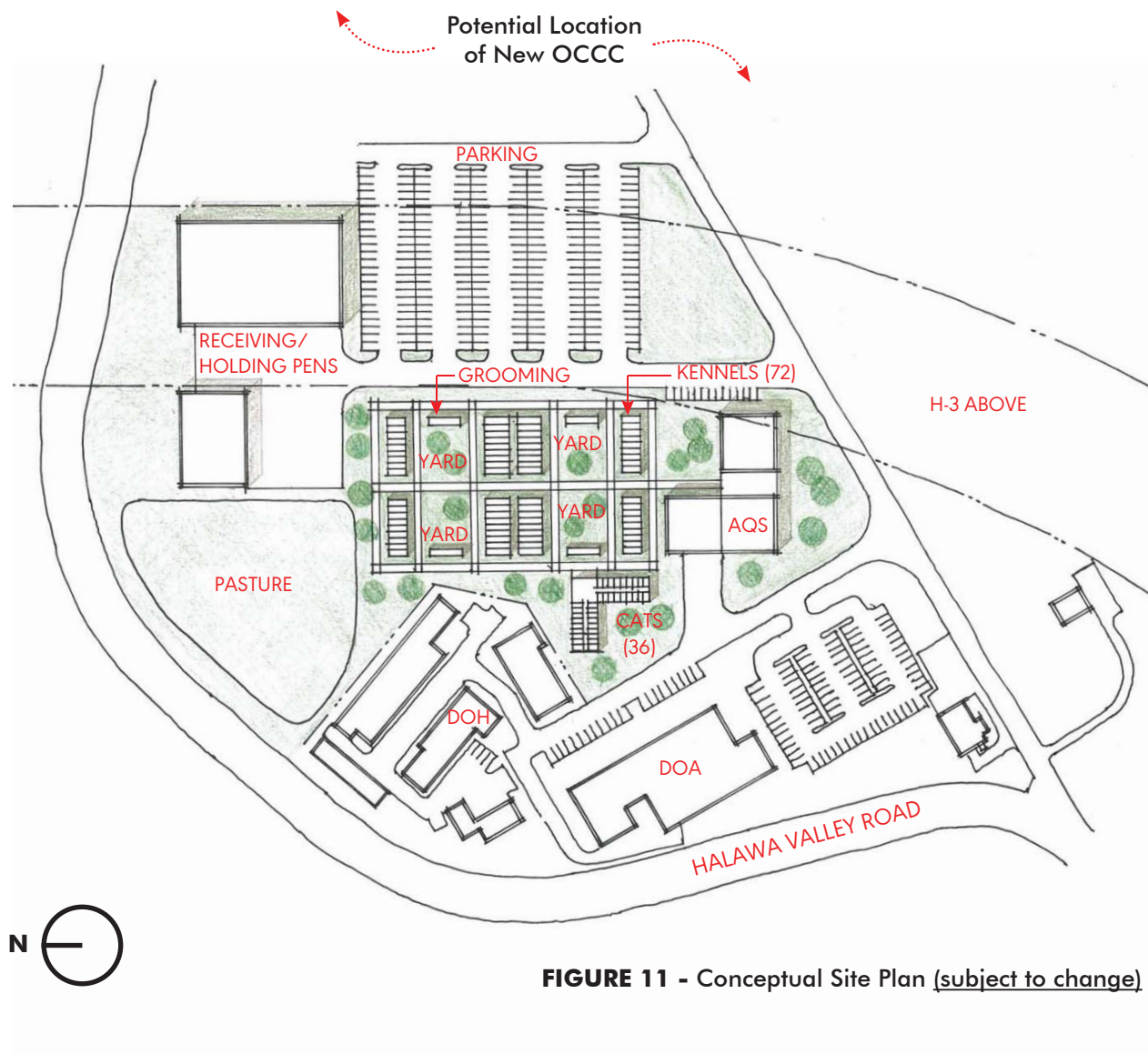


FIGURE 11 - Conceptual Site Plan (subject to change)




FIGURE 12 - Rendering of Proposed AQS (subject to change)

Appendix E: Alternatives Analysis Report

Oahu Community Correctional Center

October 27, 2017

Revised May 30, 2018



Prepared for:
State of Hawaii
Department of Accounting and General Services
Department of Public Safety

Prepared by:



Louis Berger

Table of Contents

	PAGE
1.0 INTRODUCTION.....	1
2.0 PLANNING AND DEVELOPMENT PROCESS.....	2
2.1 Introduction	2
2.2 Alternative OCCC Sites Preferred Search Area.....	3
2.3 Summary	7
3.0 ALTERNATIVE SITE SCREENING CRITERIA.....	10
3.1 Introduction	10
3.2 Criteria: Proximity (Weighting: 20 of 100).....	10
3.2.1 Proximity to PSD Staff, Visitors, and Others.....	10
3.2.2 Proximity to Medical and Treatment Providers	10
3.2.3 Proximity to Legal Services	10
3.3 Criteria: Land and Environment (Weighting: 15 of 100)	10
3.3.1 Land Area	10
3.3.2 Site Topography.....	11
3.3.3 Soil Characteristics.....	11
3.3.4 Critical Environmental Resources	11
3.3.5 Cultural, Archaeological and Native Hawaiian Sites and Resources	11
3.3.6 Hazards Avoidance – Flooding and Tsunami Inundation Areas.....	11
3.3.7 Hazards Avoidance – Geologic Faults and Seismic Zones	12
3.3.8 Hazards Avoidance – Landfills and Related Disposal Sites	12
3.3.9 Hazards Avoidance – Emergency Evacuation.....	12
3.4 Criteria: Infrastructure (Weighting: 20 of 100)	12
3.4.1 Roadway Access	12
3.4.2 Water Supply Service.....	12
3.4.3 Wastewater Treatment Service	13
3.4.4 Electric Power Service.....	13
3.4.5 Natural Gas Service.....	13
3.4.6 Telecommunication Services.....	13
3.5 Criteria: Community Services/Other (Weighting: 10 of 100)	13
3.5.1 Emergency Response Services	13
3.5.2 Adjoining and Nearby Land Uses	14
3.5.3 Ownership	14
3.5.4 Ability to Share Services.....	14

3.6	Criteria: Development Costs (Weighting: 25 of 100)	14
3.6.1	Development Costs.....	14
3.7	Criteria: Community Acceptance (Weighting: 10 of 100).....	14
3.7.1	Community Acceptance	14
3.8	Summary	14
4.0	ALTERNATIVE OCCC SITES.....	16
4.1	Site Screening Process.....	18
5.0	OTHER OCCC SITE ALTERNATIVES	19
5.1	Liliha Civic Center	20
5.2	Ali'i Place	20
5.3	Other Downtown Honolulu Locations.....	20
5.4	Daniel K. Inouye International Airport.....	21
5.5	Puukena Drive	21
5.6	Other State-owned Lands	21
6.0	PREFERRED ALTERNATIVE	22
6.1	Preferred Alternative: Animal Quarantine Station	22
6.2	Other Alternative Sites	23
6.3	Site Advantages and Disadvantages	24

ATTACHMENT A: DLNR-CONTROLLED PARCELS

List of Exhibits

Exhibit 1: OCCC Planning and Development Process.....	2
Exhibit 2: OCCC Staff Residence by Zip Code.....	6
Exhibit 3: Zip Code-Based Geographic Areas	7
Exhibit 4: Preferred Search Area for Alternative OCCC Sites.....	9
Exhibit 5: Alternative OCCC Site Criteria and Weightings	15
Exhibit 6: Regional Location of Alternative OCCC Sites	17

List of Tables

Table 1: OCCC Staff Place of Residence by Zip Code and Geographic Area.....	3
Table 2: Ranking of Alternative OCCC Sites.....	19

ALTERNATIVES ANALYSIS REPORT

1.0 INTRODUCTION

The Hawaii Department of Public Safety (PSD) operates the Oahu Community Correctional Center (OCCC) which acts as the local detention center for the First Circuit Court. Located within an approximately 16.46-acre property at 2199 Kamehameha Highway in Honolulu, OCCC is currently the largest jail facility in the State of Hawaii. From its beginning in 1975 as a part of the county-based community corrections system concept with 456 beds, the facility has been expanded to its current design capacity of 628 beds and an operational capacity of 954 beds and consistently operates above these capacities.

OCCC provides the customary jail function of managing both pre-trial detainees and locally sentenced misdemeanor offenders and others with a sentence of one year or less as well as providing a pre-release preparation/transition function for prison system inmates when they reach less than a year until their scheduled release. It's important to note that the inmates housed at OCCC are under the jurisdiction of the Judiciary (courts) and not PSD. Detainees in jail can only be released, placed in outside programs or assigned to other alternatives to incarceration by the Judiciary (courts).

OCCC is currently housing approximately 1,057 individuals. Forecasts show the number of detention beds needed for males at OCCC in 2026 is 959 representing a 9 percent decline from the current population. Approximately one-third of the male population are sentenced inmates. This number is based on the declining trend over the past few years, slight anticipated growth in the City and County of Honolulu population and a peaking factor to account for fluctuations in the inmate population. The forecast also predicts approximately 392 pre-release males with the existing Laumaka Work Furlough Center accommodating 96 (unless expanded or replaced) with a net increase of 296 pre-release beds. Therefore, the total number of new detention and pre-release beds needed to accommodate the OCCC male population is approximately 1,255.

While female inmates are planned to only receive intake services at OCCC, females were included in the forecast in order to understand the system-wide impacts. The number beds needed for female inmates is expected to increase to 243 (from the current 190) with approximately 25 percent representing a sentenced population. Expanding pre-release to the Ho'okipa Unit at the Women's Community Corrections Center will address the need for 38 additional pre-release beds bringing the total of beds needed for females to 281. It is these forecasted populations that PSD will be responsible for housing and supervising by 2026.

With increasingly aged and obsolete correctional facilities, PSD is proposing to improve its corrections infrastructure through modernization of existing facilities and construction of new institutions to replace others. The current OCCC is overcrowded, out of date, inefficient, and no longer meeting PSD needs. Outmoded design and site layout make day-to-day operations more costly than necessary and therefore, PSD is proposing to replace the OCCC with a state-of-the-art facility, which, when constructed, will take advantage of the newest cost-savings technologies and improve correctional services and safety for inmates, staff and the public.

There are several alternatives to address the overcrowded and obsolete facility represented by the current OCCC. PSD could also maintain the status quo at OCCC, which represents the "No Action" alternative (as required by HRS 343). This document addresses the alternative of replacing the current OCCC facility with an

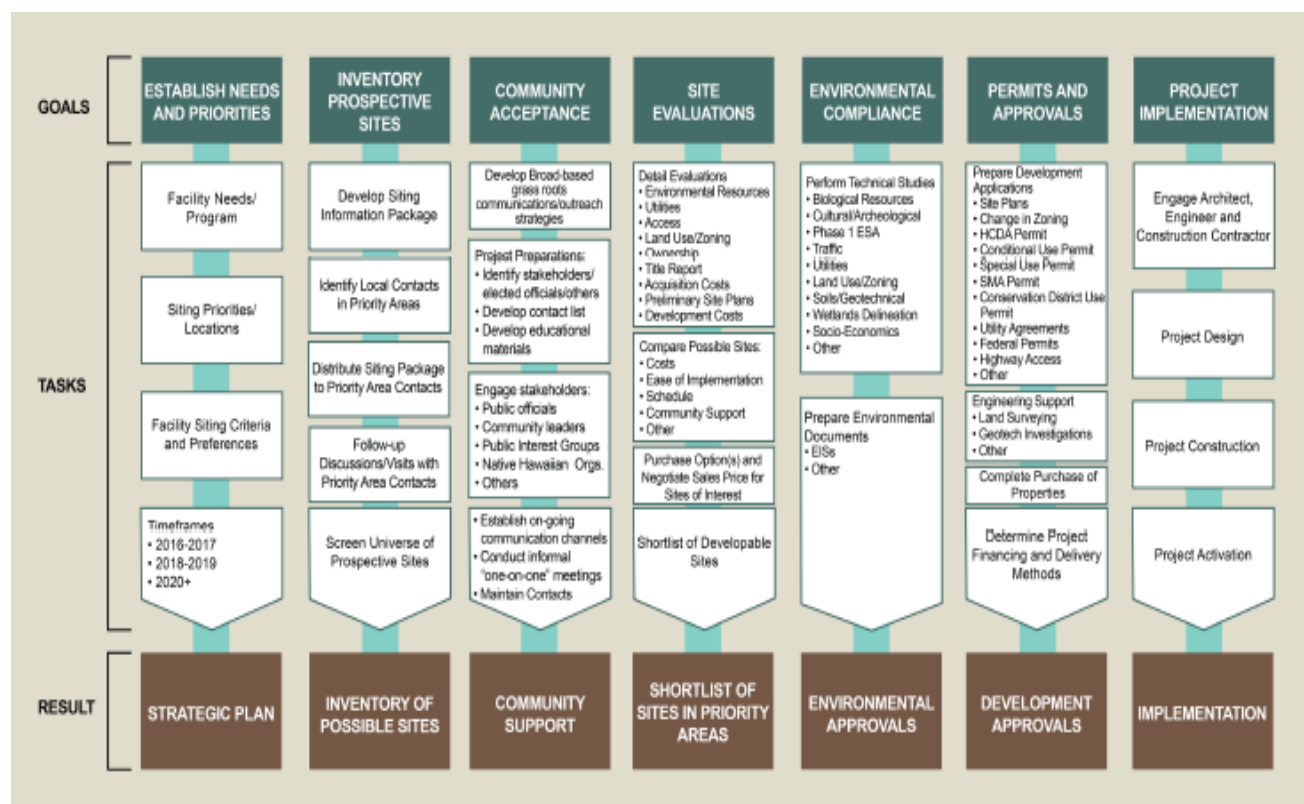
entirely new, modern facility with sufficient capacity to house the future inmate population while providing the facilities necessary to carry out its function and mission in the years ahead.

2.0 PLANNING AND DEVELOPMENT PROCESS

2.1 Introduction

At its most basic level, the process of planning for a new OCCC facility is similar to planning a business park, industrial park, medical complex, or similar institution. However, the unique issues and challenges surrounding OCCC development often make the process more complex, time-consuming and costly than other projects of a similar scale. A successful planning and development process involves a well-defined plan forward; a transparent and inclusive approach; defensible decision-making; and a public outreach effort that builds towards consensus on the outcome.

PSD is advancing the OCCC project using a well-tested process, establishing its needs and priorities early, and engaging in the identification, screening, and evaluation of alternative sites using a defined set of criteria. That process to plan, site, and eventually develop a new OCCC to replace the current facility is shown in Exhibit 1.



Source: Louis Berger, 2017.

Exhibit 1: OCCC Planning and Development Process

Replacing the aging OCCC may occur at its current location in the Makai portion of Kalihi; it may also occur at another location on Oahu. In the event of a relocation away from Kalihi, the process of planning for a new OCCC facility must include establishing a preferred search area and criteria to identify and evaluate alternative sites; sites that meet all or many of the criteria would be subjected to further in-depth investigation as alternatives within an Environmental Impact Statement (EIS); conversely, sites that don't meet many of the criteria would be eliminated from consideration and not be subjected to further in-depth investigation as alternatives within an EIS.

2.2 Alternative OCCC Sites Preferred Search Area

To provide an equal and unbiased opportunity to all areas of Oahu, the entire island was considered as alternative locations for the proposed OCCC. Alternative sites that can meet some or most of the key OCCC facility siting criteria anywhere on Oahu would be considered for possible use. However, there are portions of Oahu that are more preferable for locating a new OCCC facility. Therefore, when considering alternative sites, it is necessary to determine a preferred search area within which such sites would be favored and, conversely, sites beyond the preferred search area would be less favored, although still subject to consideration.

Currently, approximately 585 staff make up the permanent workforce at the OCCC. In the event of a relocation away from Kalihi, the ability of PSD to retain existing skilled staff and to recruit staff to operate a new OCCC could be adversely affected. Therefore, in determining the preferred search area, consideration was given to the potential impact on OCCC employees involving their daily commute to and from any alternative facility location.

Determining a preferred search area considered the place of residence for the current OCCC workforce at the zip code level. While analysis of the distribution of employee residence throughout Oahu was the primary method of evaluating a geographic preference for new facility locations, consideration was also given to the influence of public transit services and major roadways, which provide access for staff to the current OCCC location as well as alternative site locations. Access considerations included major highway routes such as H-1, H-2 and H-3, as well as bus transit services operated by the City and County of Honolulu. Plans for an elevated train line from East Kapolei to the edge of Waikiki along the southern coast of Oahu, currently under construction by the Honolulu Authority for Rapid Transportation (HART), were also considered.

Table 1 presents the 39 zip codes included in the analysis and the number of current OCCC employees residing within those zip codes. All 39 zip codes are shown in Exhibit 2.

Table 1: OCCC Staff Place of Residence by Zip Code and Geographic Area

Zip Code	OCCC Staff Population by Geographic Area					
	Central Oahu	Greater Honolulu	West Oahu	Windward Oahu	East Oahu	North Shore
96701		26				
96706			59			
96707			39			

Zip Code	OCCC Staff Population by Geographic Area					
	Central Oahu	Greater Honolulu	West Oahu	Windward Oahu	East Oahu	North Shore
96712						0
96717						6
96730						0
96731						5
96734				17		
96744				47		
96762						12
96782		25				
96786	17					
96789	33					
96791						3
96792			50			
96795				15		
96797			39			
96813		8				
96814		10				
96815		8				
96816		22				
96817		30				
96818		35				

Zip Code	OCCC Staff Population by Geographic Area					
	Central Oahu	Greater Honolulu	West Oahu	Windward Oahu	East Oahu	North Shore
96819		36				
96821					6	
96822		15				
96823		2				
96825					7	
96826		12				
96837		1				
96858		0				
96861		0				
96863				0		
96857			0			
96797			0			
96820		0				
96853		0				
96860		0				
96844		0				
Total OCCC Staff Population	50	230	187	79	13	26
Percent of Total OCCC Staff	8.5%	39.3%	31.9%	13.5%	2.2%	4.4%

Note: Shaded zip codes do not fall within that study area.

Source: Hawaii Department of Public Safety, May 2016.

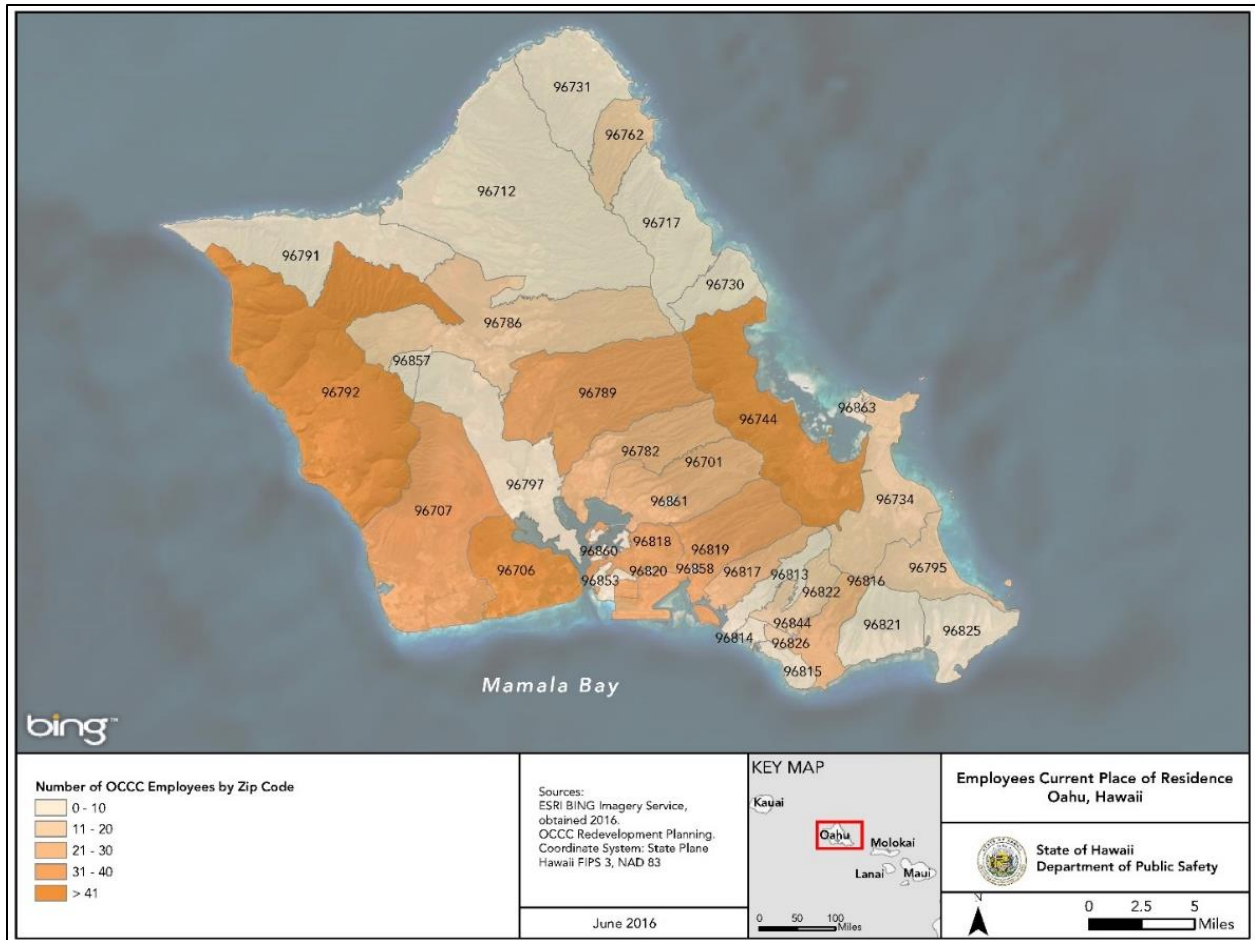


Exhibit 2: OCCC Staff Residence by Zip Code

In addition to the OCCC workforce there is the potential for impacts to family members and to the Judiciary and medical community within which OCCC operates. Since the OCCC acts as the local detention center for the First Circuit Court, proximity to the courthouse and the associated legal community is an important factor. This is also the case for proximity to medical facilities which provide treatment and care not available within the OCCC itself. So, although sites identified anywhere on Oahu would be considered, it is important to give consideration to locating a new OCCC in reasonable proximity to where the First Circuit Court and major medical facilities are located. Therefore, to provide a basis for the preferred search area analysis, Oahu was divided into six distinct geographic areas: Central Oahu, Greater Honolulu, West Oahu, Windward Oahu, East Oahu and North Shore. Each zip code associated with the six geographic areas is shown in Exhibit 3.

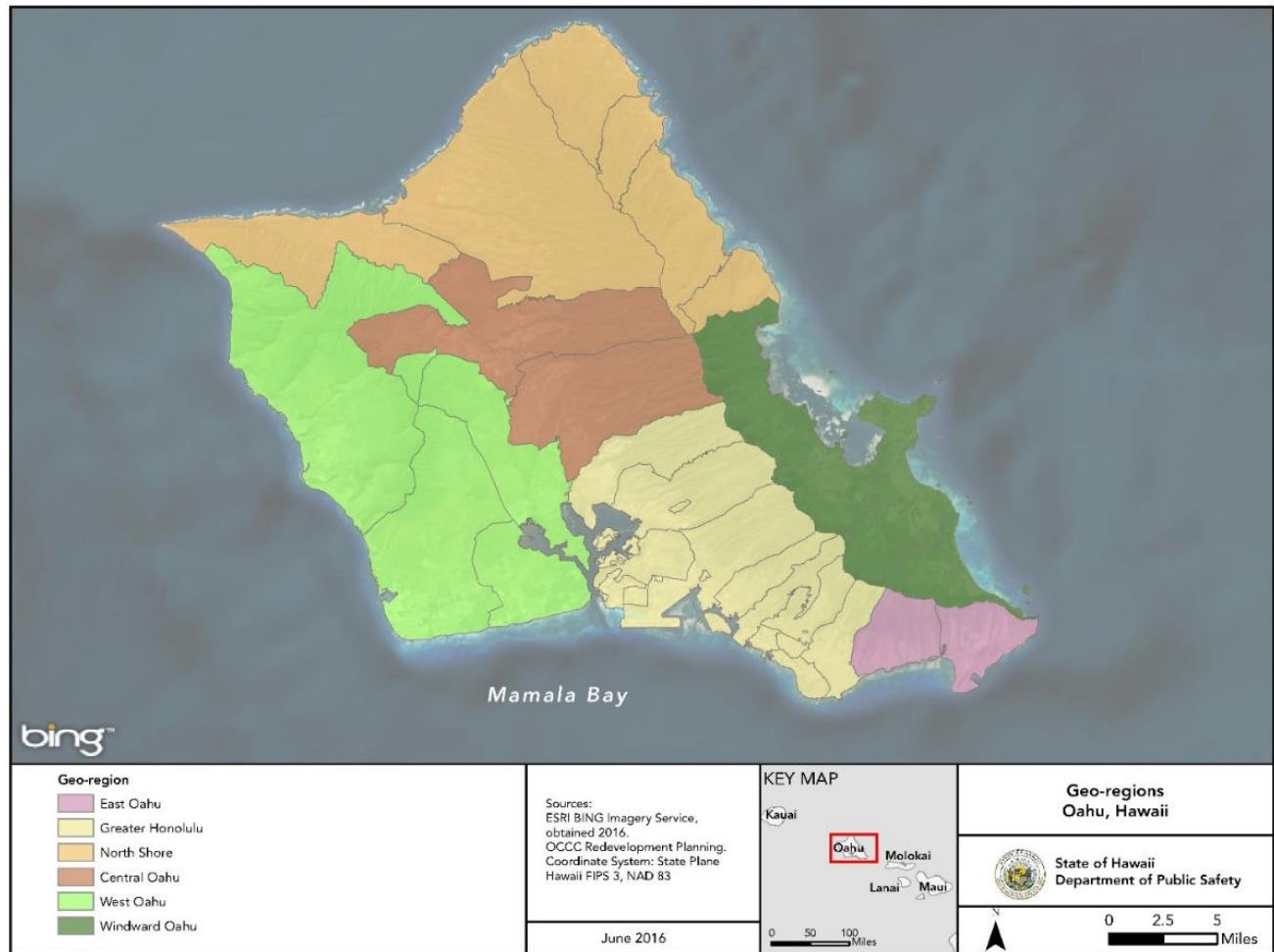


Exhibit 3: Zip Code-Based Geographic Areas

2.3 Summary

Upon review of OCCC staff residence data, several salient characteristics are evident, as described below.

- Nearly 40 percent of the total 585 OCCC staff (239) reside within the 19 zip codes that compose the Greater Honolulu area. A large percentage of island residents live within the Greater Honolulu area and, not surprisingly, a majority of the OCCC staff have chosen to reside within a relatively short distance to their place of work. Enhancing the appeal of this area is the easy access to the regional highway network and as well as public transit services (The Bus). Also located within this geographic area is the Halawa Correctional Facility.
- Approximately 32 percent of the OCCC staff (187) reside within the six zip codes comprising the West Oahu area. H-1 serves as the major freeway providing access between West Oahu and the Greater Honolulu area (and OCCC). With the rapid pace of development and more affordable cost of living in the West Oahu area, island residents in large numbers are moving to this area. When completed, the light rail system currently under construction would enhance access between West Oahu (and Kapolei) and the Greater Honolulu metropolitan area.

- Approximately 28 percent of the OCCC staff (168) reside within the 14 zip codes comprising the remainder of Oahu. Of that total, 50 staff (approximately 9 percent) live in the two zip codes in the Central Oahu; 79 staff (approximately 14 percent) live in the four zip codes comprising the Windward Oahu; 13 staff (approximately 2 percent) live in the two zip codes comprising the East Oahu area; and 26 staff (approximately 4 percent) live in the six zip codes comprising the North Shore area of the island.

From the more remote and distant areas of the island, access to metropolitan Honolulu and the current OCCC involves a greater level of difficulty (drive distance and drive time) for employees compared to employees already residing in Central Oahu and Greater Honolulu. The distance involved in a daily commute could increase if the OCCC was relocated to West Oahu area; however, travel would be a reverse commute (away from the peak hour congestion) and would not be expected to result in a significant adverse impact on OCCC staff.

With approximately 40 percent of staff residing in the Greater Honolulu area, replacing the OCCC at its current location or relocating the CCC within the Greater Honolulu area would have little or no adverse impact upon the commuting patterns or travel time by current OCCC employees. By contrast, staff located in northern Oahu, who account for only 4 percent of the total workforce, would continue to experience relatively long travel times regardless of where the replacement facility is eventually sited.

Based on these findings, a preferred search area has been identified that would encompass portions of Greater Honolulu, East Oahu, West Oahu, and Central Oahu areas. This area generally extends westward to encompass Kapolei, southeast to Ward Avenue to encompass the First Circuit Court, and extend north of H-1 to include a large portion of the H-2 corridor as illustrated in Exhibit 4.

The preferred search area encompasses an area of Oahu which would provide reasonable access for nearly 80 percent of current OCCC staff. This area also encompasses large population centers on Oahu and would be expected to be accessible to any facility location. Most alternative OCCC sites within this area would also be accessible to public transit, court facilities and other institutional facilities providing for administrative support to the OCCC.

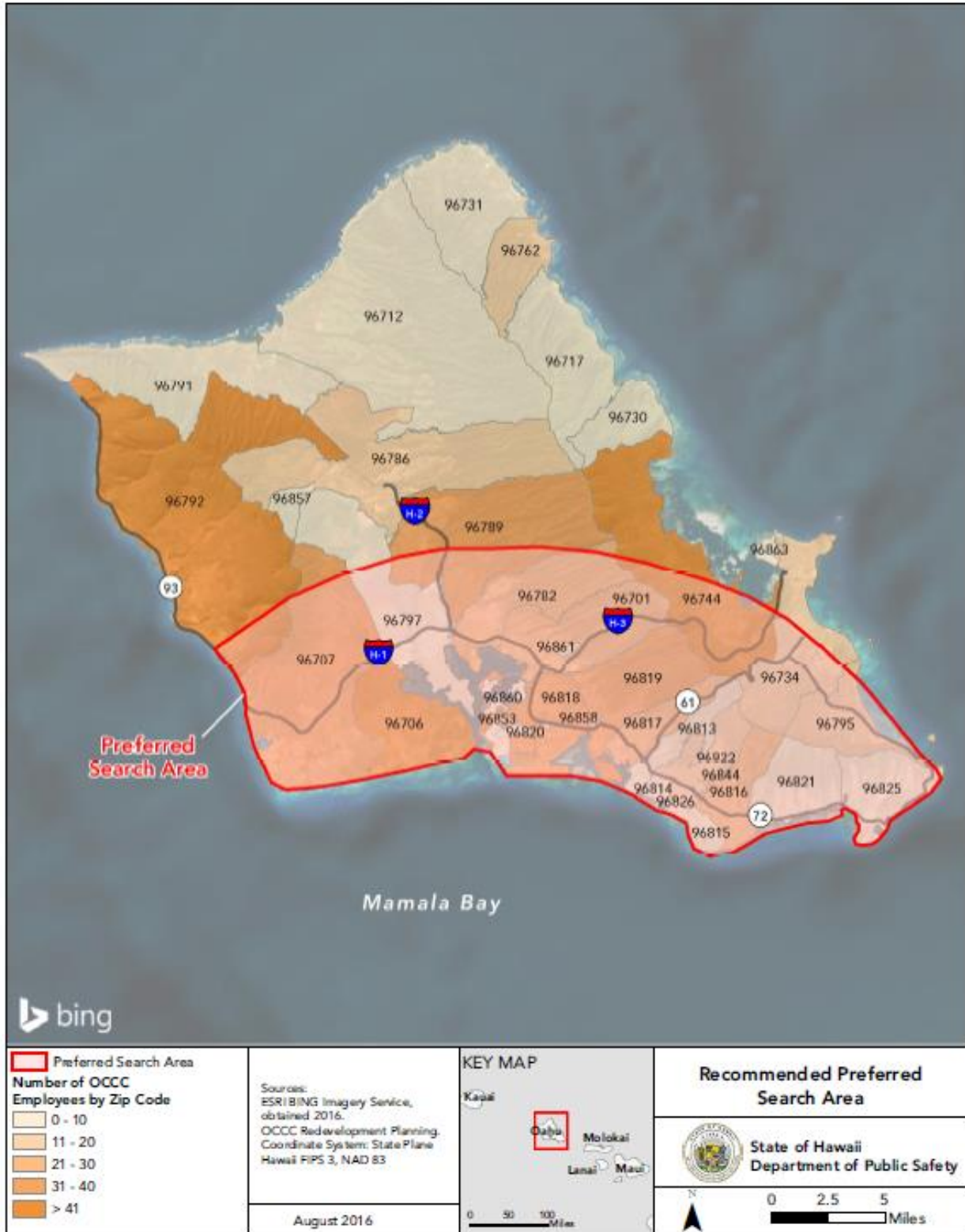


Exhibit 4: Preferred Search Area for Alternative OCCC Sites

3.0 ALTERNATIVE SITE SCREENING CRITERIA

3.1 Introduction

Identifying alternative sites with criteria in mind is the first step in determining whether development is feasible at a particular site and if the site and its surroundings are well-suited to host the facility. At the same time, it is recognized that identifying and screening sites that strictly adhere to all siting requirements is unlikely to be successful and will result in elimination of viable sites from consideration. Therefore, flexibility is necessary to achieve the desired result; sites that can be developed for OCCC use within a preferred search area, at reasonable cost, and with minimal adverse environmental impacts. The criteria to be considered when evaluating alternative sites encompass six principal categories: Proximity, Land and Environment, Infrastructure, Community Services/Other, Development Costs, and Community Acceptance. Each is described below along with the relative importance (weighting) to be utilized during the site identification and evaluation phase.

3.2 Criteria: Proximity (Weighting: 20 of 100)

3.2.1 Proximity to PSD Staff, Visitors, and Others

Successful OCCC operation depends on convenient access by those responsible for operating the facility as well as family members, friends, volunteers, vendors and others visiting the facility on a regular basis. Therefore, where possible, alternative OCCC sites should be located in areas readily accessible to current and future PSD employees, visitors, and others. Sites requiring long drive times from major population centers will reduce the likelihood that PSD staff, visitors, volunteers, and others who interface with the OCCC will continue to support the facility.

3.2.2 Proximity to Medical and Treatment Providers

Efficient and effective operation depends on ready access to medical facilities and specialists not available within the OCCC itself. Therefore, sites should be located in areas with reasonable access to medical facilities and services used by the current OCCC. Sites requiring long drive times to reach such facilities and specialists are less appealing than those with shorter drive times.

3.2.3 Proximity to Legal Services

OCCC operation also depends on ready access to the First Circuit Court and various legal services and infrastructure. Therefore, sites should be located in areas with reasonable access to the courts and other legal system facilities. Sites requiring long drive times to reach such facilities are less appealing than those with shorter drive times (although greater use of communications technology in the future may reduce this dependence).

3.3 Criteria: Land and Environment (Weighting: 15 of 100)

3.3.1 Land Area

Development of a new OCCC facility requires sufficient land area for placement of structures, employee and visitor parking areas, as well as a buffer zone between the facility and neighboring developments. A minimum land area has been determined to be approximately 10 acres with larger sites more appealing than smaller sites.

3.3.2 Site Topography

Site topography influences facility placement, layout and design, as well as construction costs associated with site preparation. Sites as near to level (0–2 percent slope) as possible with average slope across the site limited to less than five percent are preferable to sites with pronounced changes in topography.

3.3.3 Soil Characteristics

Construction costs can increase significantly where soils having unusual or challenging characteristics (i.e., shallow bedrock, collapsible soils, high water table, liquefaction potential, etc.) are found. Sites with a preponderance of soils exhibiting challenging building conditions and characteristics or require costly removal or mitigation measures are less appealing than those without such characteristics or requirements.

3.3.4 Critical Environmental Resources

Wetlands are lands inundated by surface or ground waters with “a frequency to support under normal circumstances a prevalence of vegetative or aquatic life that requires saturated or seasonally saturated soil conditions for growth and reproduction” (U.S. Army Corps of Engineers). The alteration or loss of wetlands can result in habitat loss, increased flooding, and decreased ground water recharge. Development of lands designated as wetlands can also involve significant additional time and resources to satisfy the regulatory review and approval processes. Sites containing areas of wetlands that cannot be avoided or require costly or time-consuming permitting and mitigation are less appealing than those without such characteristics or requirements.

Similarly, lands containing habitats for rare, threatened or endangered flora and fauna should be avoided. Development of sites designated as critical habitats can involve considerable time and resources to satisfy the regulatory review and approval processes and are less appealing than those without such characteristics or requirements.

3.3.5 Cultural, Archaeological and Native Hawaiian Sites and Resources

State and federal cultural, archaeological or Native Hawaiian sites and resources are important to Hawaii and should be preserved and protected. Development of lands designated as important state or federal cultural, archaeological or Native Hawaiian sites and resources can damage such resources and involve significant additional time and costs to satisfy the regulatory review and approval processes. Construction costs and challenges to development increase significantly where cultural, archaeological, and Native Hawaiian sites are found. Alternative sites containing cultural, archaeological or Native Hawaiian resources that cannot be avoided or require costly or time-consuming approvals and mitigation measures are less appealing than those absent such features or requirements.

3.3.6 Hazards Avoidance – Flooding and Tsunami Inundation Areas

The volume and momentum of rushing water at flood stage or resulting from a tsunami has the potential for creating a wide path of destruction. Such flooding and inundation could significantly disrupt OCCC facility operations, adversely affect facility security, risk the safety of inmates and staff, and cause severe structural

damage. Therefore, alternative OCCC sites that may be adversely affected by flooding or lie within tsunami inundation areas are less appealing than those with no flood or inundation potential.

3.3.7 Hazards Avoidance – Geologic Faults and Seismic Zones

The nature of geological fault zones and active seismic areas presents a potential threat to the integrity of structures, institution security, and the welfare and safety of inmates and staff. As a result, alternative OCCC sites should avoid such areas when possible.

3.3.8 Hazards Avoidance – Landfills and Related Disposal Sites

Lands previously used for the disposal of solid or liquid wastes have the potential for methane gas releases, leachate formation, and settlement that can damage structures, parking areas, access roadways, and utilities. Sites exhibiting contamination or containing areas previously landfilled with solid and other wastes should be avoided.

3.3.9 Hazards Avoidance – Emergency Evacuation

Alternative OCCC sites located in proximity to hazardous waste treatment/disposal facilities, petrochemical plants, fuel storage tanks and similar uses and activities should be avoided. Such uses represent potential health and safety risks and during emergencies, may require evacuation which is not an option for the proposed facility.

3.4 Criteria: Infrastructure (Weighting: 20 of 100)

3.4.1 Roadway Access

OCCC facility operation is dependent upon a workforce, service providers, and others having access to the network of regional highways and connections to local roadways. Therefore, alternative OCCC facility sites should be located within areas readily accessible to the regional highway network. Access should be via well-constructed and well-maintained roadways with no obstructions, height limitations or weight restrictions. Access to public transit service is considered beneficial.

3.4.2 Water Supply Service

Potable water supply service is a basic requirement to the functioning of the OCCC. New OCCC facility sites, therefore, should be within areas serviced by a public/private potable water utility capable of providing an uninterrupted supply of approximately 150,000 gallons of water daily. Locations which minimize the cost for extending, upgrading or otherwise improving water supply service are preferred over sites requiring costly improvements. In areas where public/private water supply systems are unavailable or incapable of meeting facility requirements, development of an on-site or independent water supply system would need to be considered. However, connection to the public water supply system is preferred.

3.4.3 Wastewater Treatment Service

Wastewater treatment service is a basic requirement to the functioning of the OCCC. Therefore, alternative OCCC sites should be located within areas serviced by public wastewater collection and treatment systems with the capability to collect and treat approximately 135,000 gallons daily. Locations which minimize the costs associated with extending, upgrading or otherwise improving wastewater systems are preferred over sites requiring costly improvements. In areas where public wastewater systems are unavailable or incapable of meeting facility needs, an on-site or independent wastewater treatment and disposal system would need to be considered. However, connection to the public wastewater treatment system is preferred.

3.4.4 Electric Power Service

Electric power service is a basic requirement to the functioning of any large public institution including the proposed OCCC facility and all alternative sites should have access to electric power distribution systems. Sites which minimize the costs associated with extending, upgrading or otherwise improving power supply equipment necessary to service the facility are preferred over sites requiring costly improvements.

3.4.5 Natural Gas Service

Natural gas supply is typically a basic requirement to the functioning of large public institutions including the proposed OCCC facility and therefore sites should be located within areas serviced by natural gas suppliers. An underground synthetic natural gas (SNG) distribution system reportedly supplies the majority of the businesses and residents on Oahu from Kapolei to Hawaii Kai. Other areas of Oahu not served by the SNG infrastructure are provided with propane gas, which is distributed underground from a central storage facility. Other customers outside of the service areas for these two distribution systems are serviced through truck delivery of propane. Access to the SNG distribution system is considered beneficial.

3.4.6 Telecommunication Services

Telecommunications service is a basic requirement to the functioning of any large public institution. Sites should be located within areas served by telecommunications operators providing local, long distance, and mobile services. Locations which minimize the cost for extending, upgrading or otherwise improving telecommunications service are preferred over sites requiring costly improvements.

3.5 Criteria: Community Services/Other (Weighting: 10 of 100)

3.5.1 Emergency Response Services

Sites should be located in or near areas served by municipal/county police and fire departments employing full-time police officers, trained firefighters, dispatchers and support personnel and equipment. Although PSD relies upon its staff and resources to ensure overall security, support from additional law enforcement resources is desirable in the event of an emergency. While new facilities, in general, are fire resistive and have fire and smoke detectors, sensors, and sprinkler systems, it is advantageous to have back-up support from nearby fire protection resources in the event of an emergency. Sites should also be located in proximity to public/private hospitals providing 24-hour emergency services. Although new facilities include well equipped and staffed

medical units, it is advantageous to have emergency medical services available if a serious accident, illness or similar emergency occurs.

3.5.2 Adjoining and Nearby Land Uses

Sites containing homes or commercial uses should be avoided to eliminate the need to relocate residents or businesses. Sites bordering upon residential neighborhoods, parks and playgrounds, schools, religious and cultural sites, and similar land uses should also be avoided. Provision of a buffer from such developments reduces land use compatibility conflicts.

3.5.3 Ownership

Property acquisition should be able to be accomplished with relative ease. Sites consisting of only one parcel or relatively few individual parcels requiring acquisition are favored over sites involving numerous parcels. The same is true of ownership; sites to be acquired comprising a single owner are favored over sites involving multiple owners. In addition, sites should be free of deed restrictions and covenants and include surface and subsurface water and mineral rights as applicable. Use of public lands shall be considered when available, practical, and equal to or better suited than private lands.

3.5.4 Ability to Share Services

Co-locating institutions of a similar nature offers potential cost savings during operation of both facilities. Locating the proposed OCCC facility on or near other PSD-operated correctional facilities on Oahu could allow for the sharing of services, equipment, and under certain circumstances, manpower.

3.6 Criteria: Development Costs (Weighting: 25 of 100)

3.6.1 Development Costs

Each alternative site has unique features, conditions and characteristics that result in higher or lower construction costs. Sites that result in high costs to develop (i.e., land acquisition, site preparation, infrastructure improvements, environmental mitigation, etc.) relative to other sites should be avoided. The total cost to develop, considering land acquisition, site preparation, infrastructure improvements, and environmental mitigation, shall be the basis for comparison between alternative sites.

3.7 Criteria: Community Acceptance (Weighting: 10 of 100)

3.7.1 Community Acceptance

Sites shall be located in or near communities that have expressed the willingness to accept community correctional facility development. Communities willing to accept such facilities are more likely to assist with provision of local services while avoiding costly and time-consuming legal and other challenges.

3.8 Summary

This preceding sections described the rationale for establishing and utilizing criteria against which alternative sites were objectively and consistently screened. Screening is the first step in determining whether development is feasible at a particular site and if the site and its surroundings are well-suited to host the facility. The criteria to be

considered encompass six principal categories (Proximity, Land and Environment, Infrastructure, Community Services/Other, Development Costs, and Community Acceptance) and 19 subcategories. Each is depicted in Exhibit 5 along with the relative importance (weighting) utilized during the site screening and evaluation process.

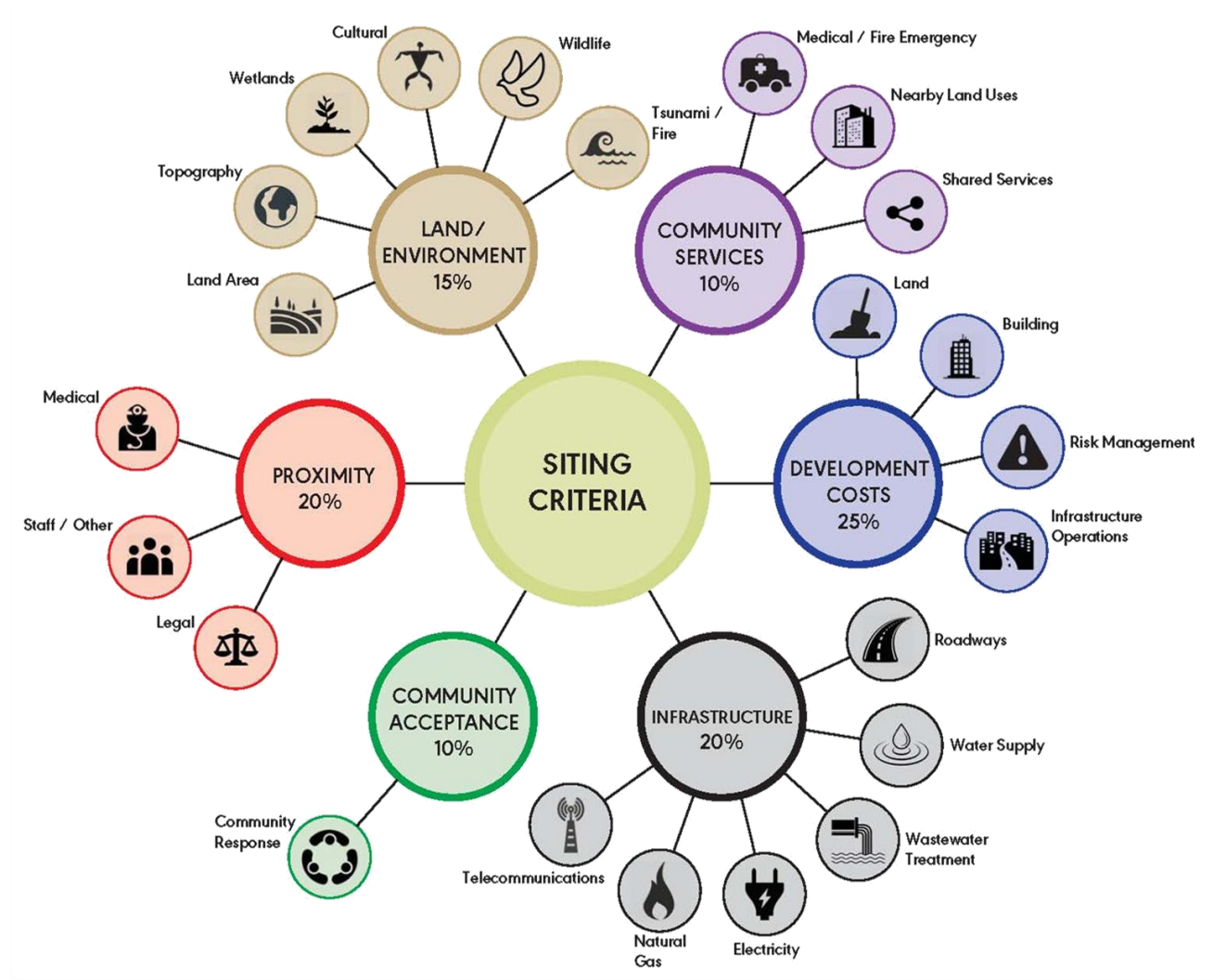


Exhibit 5: Alternative OCCC Site Criteria and Weightings

4.0 ALTERNATIVE OCCC SITES

Finding, evaluating and ultimately identifying the Preferred OCCC Alternative involves a process consisting of multiple phases including site identification, site screening, and detailed site evaluation. With each step, various requirements and criteria are applied to guide the analysis. By applying these requirements and criteria early in the process, one can identify and eliminate less suitable alternative sites from further consideration while allowing more suitable alternative sites to move forward to subsequent phases of study. As each phase of the process advances, increasing amounts of information are gathered about alternative sites, while considering the advice and input received from elected officials, community leaders, stakeholders, and the public. The review and analysis process continues until PSD determines that sufficient suitable alternative sites for building and operating a modern, new OCCC have been identified for in-depth investigation.

Beginning in July 2016, and with only basic site requirements as a guide, PSD called upon the real estate community and the public on Oahu seeking alternative sites for development of a new OCCC facility and to submit information about alternative sites to PSD by telephone, mail or a website dedicated to the OCCC project. At the onset of the site identification effort, previously studies which identified potential OCCC sites were reexamined along with opportunities to collocate the new OCCC at an existing PSD facility location.

During this time, PSD representatives also reached out to government agencies, state and local elected officials, community planners, property owners/representatives with large land holdings, and others with knowledge and understanding of the Oahu real estate market, property ownership, trends in development, the availability of infrastructure, and similar conditions. That outreach was intended to explain the planning process and solicit interest and input along with potential sites that could accommodate OCCC facility development. Within several weeks of first publicizing PSD's interest in identifying possible sites, it received expressions of interest, inquiries, and offers concerning properties and began a dialogue with representatives of each. Eventually, a total of 12 alternative sites, clustered within the Kalihi, Halawa, Kalaeloa, Waiawa and Mililani areas, came to the attention of PSD and were available for consideration (Exhibit 6).

To determine initial viability of all sites available for consideration, it was necessary to screen each against the established siting criteria. To avoid the time and effort of conducting in-depth, time-consuming and costly evaluations of numerous alternatives sites, a site screening tool was used to compare and assess site conditions and characteristics against the siting criteria. Information concerning all sites made available for consideration was gathered and analyzed for:

- Proximity to OCCC workforce, visitors, medical facilities, and legal services and court facilities
- Land area and topographic conditions
- Potential to encounter important environmental resources including wetlands and threatened and endangered species habitats
- Potential to encounter intact cultural, historic and Native Hawaiian resources
- Avoiding hazards such as floodplains and tsunami evacuation zones
- Proximity to regional highways and public transit services
- Utility services including water supply, wastewater treatment, electric power, natural gas and telecommunications systems

- Community services including fire protection, adjoining and nearby land uses, ability to share services with other PSD facilities
- Development costs including land acquisition, building construction, infrastructure improvements and operational costs (relative to other sites), implementation complexity and risk (relative to other sites)
- Community acceptance

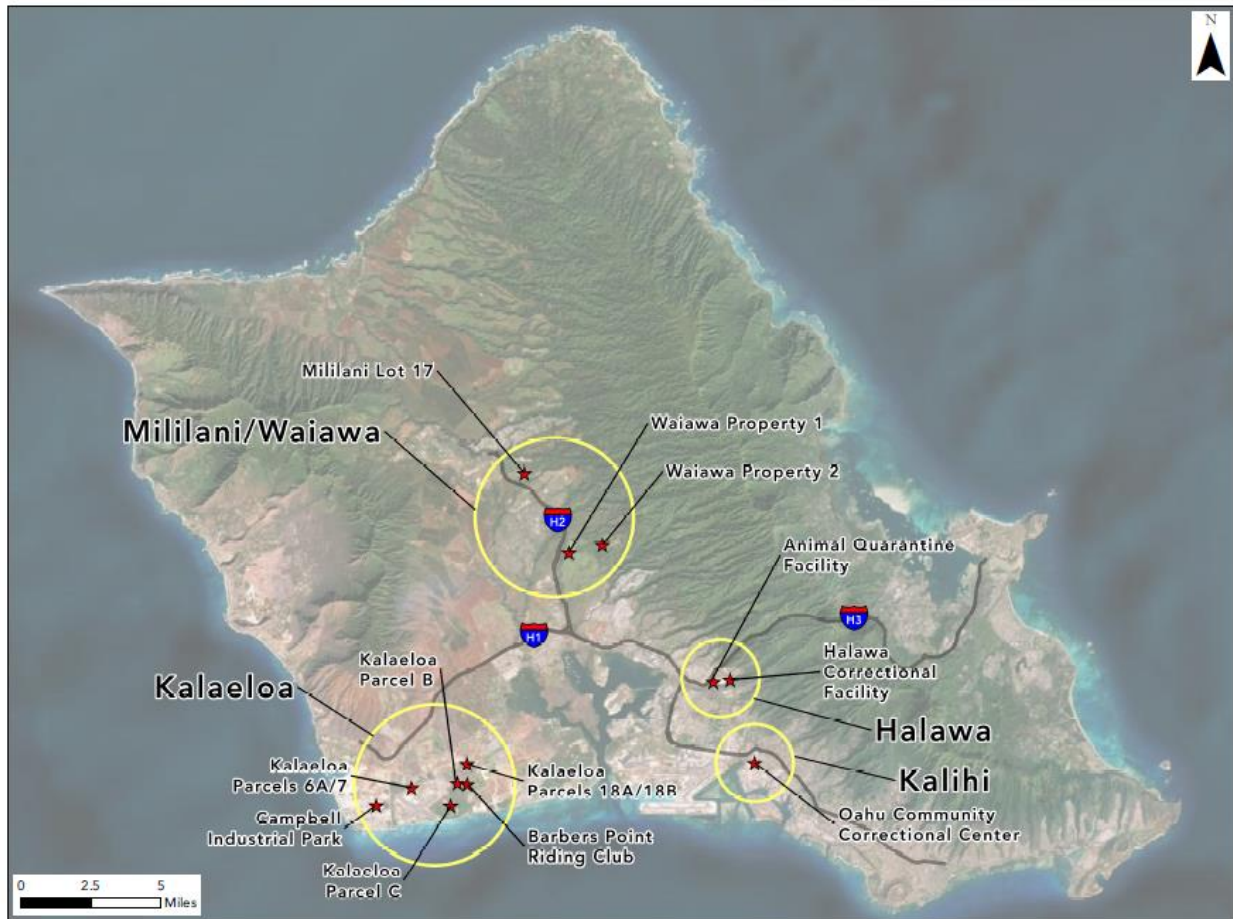


Exhibit 6: Regional Location of Alternative OCCC Sites

The screening process serves to efficiently and cost-effectively assess sites with the goal of selecting sites for further, detailed evaluation that more closely adhere to PSD’s siting criteria. All sites comprising the OCCC site inventory have been assessed, scored, and ranked in order to eliminate sites less suitable for OCCC development while advancing sites judged more suitable for detailed evaluation as part of the Draft EIS preparation phase. It’s important to reiterate that every alternative site made available for consideration has been included in the OCCC site inventory and analyzed in the same manner using the same criteria.

4.1 Site Screening Process

Each alternative site was subjected to an initial screening to determine its suitability. The purpose of the screening process was to quickly and efficiently screen sites with the purpose of eliminating those which are unsuitable for OCCC development while identifying sites that most closely adhere to PSD's stated preferences and priorities. The screening process consisted of evaluating each site using the PSD-adopted criteria to screen out those sites that clearly did not merit further consideration. Sites which best conform to PSD's criteria were then subjected to more detailed levels of assessment and evaluation in order to continue to eliminate flawed or unsuitable sites leaving only the most suitable sites for further in-depth investigation and consideration. By applying the site screening criteria, PSD was able to reduce the number of sites to undergo further in-depth study to a limited number of highly rated sites.

While meeting or exceeding the criteria is the goal, as stated earlier, it is unlikely that any alternative site can achieve all the requirements and strictly adhering to all siting criteria will likely result in elimination of viable alternative sites from consideration. Therefore, flexibility is necessary to achieve the desired result; alternative sites that can be developed for OCCC use within a preferred area, at reasonable cost, and with minimal adverse environmental and community impacts.

While each alternative site was inspected, in lieu of time-consuming and costly field investigations, reliance was placed upon information provided by property owners and gathered from reliable published data sources such as:

- USGS Topographic maps
- USGS Seismic Ratings maps
- USFWS National Wetland Inventory maps
- USDA Soil Surveys
- FEMA Flood hazard maps
- Aerial Photographs
- State and Local GIS databases
- Other sources

To properly assess and score the "Community Acceptance" criteria, PSD arranged and held meetings with elected officials, stakeholder groups, community organizations as well attending meetings with the various Neighborhood Boards within which one or more of the alternative sites are located. During each such meeting, PSD representatives presented information and answered questions about the proposed OCCC project including the need for a new facility, the planning and development process, the alternative sites, and upcoming phases in the planning process. PSD also hosted open house/information sessions and an island-wide Town Hall meeting to allow for one-on-one and group discussions with PSD representatives about the proposed facility and each of the alternative sites. Discussions with elected officials representing jurisdictions containing one or more alternative sites, along with community groups and organizations, were used to gauge public interest and willingness to support or oppose the proposed OCCC facility at a given location. The results of these community outreach efforts were used to score the "Community Acceptance" criteria.

The results of the analysis for each alternative site have been summarized and presented on Alternative Site Scoring Matrices. The matrices include the screening criteria, indicators used to assess site conditions against the criteria, notes that provide the basis for the analysis and point scores for each criteria. Scores were totaled for each alternative site and used to compare against other alternative sites. Once all screening criteria were assessed for each alternative site, the 12 sites were rated and ranked as shown in Table 2.

Table 2: Ranking of Alternative OCCC Sites

Site Location	Alternative Site Name	Score	Rank
Halawa	Animal Quarantine Facility*	79	1
Kalihi	Oahu Community Correctional Center*	76	2
Halawa	Halawa Correctional Facility*	58.5	3
Mililani	Mililani Technology Park, Lot 17*	57	4
Kalaeloa	Kalaeloa Parcels 18A/18B	51.5	5
Waiawa	Waiawa Property 1	50.5	6
Waiawa	Waiawa Property 2	46.5	7
Kapolei	Campbell Industrial Park	43.5	8
Kalaeloa	Kalaeloa Area Parcel B	41.5	9
Kalaeloa	Kalaeloa Parcels 6A/7	37	10
Kalaeloa	Kalaeloa Barbers Point Riding Club	36	11
Kalaeloa	Kalaeloa Area Parcel C	31.5	12

Source: Louis Berger, October 2017.

* Four highest ranked alternative sites selected for further evaluation.

With completion of the site screening process, PSD determined that four highest ranked alternative sites (of the 12 total sites made available for consideration) would undergo in-depth evaluation during the subsequent EIS study phase while eight of the 12 alternative sites were eliminated from further consideration at this time.

5.0 OTHER OCCC SITE ALTERNATIVES

The critical nature of developing a new OCCC to replace the existing obsolete facility requires that no potential suitable site be overlooked. Therefore, other alternative sites that were considered as part of earlier efforts to develop a new OCCC were reviewed and analyzed as to their availability and applicability in 2017. Alternative sites that were considered as part of efforts to develop the Federal Detention Center (FDC) in the 1990s were also reviewed and analyzed as to their availability and applicability in 2017 given the similarities between the purpose, function, and scale of the FDC and the proposed OCCC. Lastly, to further expand upon the universe of alternative OCCC sites, the minimum OCCC site size threshold was revised downward from 10 acres to one acre. The results of the analysis of these additional alternative OCCC sites are described below.

5.1 Liliha Civic Center

The site of the proposed Liliha Civic Center is well-situated in relation to the First Circuit Courthouse. This four-acre site, located in downtown Honolulu and controlled by the Hawaii Department of Accounting and General Services (DAGS), is earmarked as the home for a future State office building. As confirmed by DAGS officials in early 2017, this site should not be considered as an OCCC development site. The limited size, the historic building which occupies the site, and the absence of sufficient available on-site parking, further complicates the possible use of this alternative site for a new OCCC facility.

5.2 Ali'i Place

Ali'i Place, a modern commercial office building located at 1099 Alakea Street in downtown Honolulu, has been described by some as an opportunity to develop a downtown jail. Also well-situated in relation to the First Circuit Courthouse, recent news accounts suggest that the cost to acquire the building is estimated between \$90 and \$160 million excluding the high cost of converting the structure from a commercial office building into a secure OCCC. If conversion is not possible, Ali'i Place would need to be demolished and a new OCCC constructed in its place. Under either scenario, this alternative site represents a prohibitively costly solution and is not economically viable.

The efforts by some to relocate OCCC from its current Kalihi location is motivated in part by the significant underlying value of the property, estimated in 2009 at over \$60 million. Acquiring an equally valuable (i.e. costly) downtown site for the new OCCC and removing that parcel from the property tax rolls would render moot the benefit of relocating OCCC from the Kalihi property. There is also a concern that the Ali'i Place owners would not be willing sellers; partnering with property owners willing to work with the State of Hawaii on property acquisition is fundamental to PSD's site selection and development approach.

5.3 Other Downtown Honolulu Locations

During the period from 1992 to 1995, the U.S. Department of Justice, Federal Bureau of Prisons (Bureau) and its consultant (Louis Berger) undertook three separate investigations in an effort to site a new FDC on Oahu. The first study, focusing upon public and private properties located adjacent to or in very close proximity to the Federal Courthouse on Punchbowl Street in downtown Honolulu, determined that properties whose locations would allow for secure pedestrian bridges or tunnels to the Federal Courthouse were not available due to the nature and extent of existing developments.

After eliminating sites in very close proximity to the Federal Courthouse, the Bureau and Louis Berger focused on sites considered to be in reasonable driving distance to the Federal Courthouse. Publicly owned sites were identified via consultations with the U.S. General Services Administration, U.S. Department of Defense, and the City and County of Honolulu; privately owned sites were also identified at that time. A total of 82 sites located within the Honolulu Metropolitan Area were eventually identified as alternative locations for the new FDC. An additional site controlled by the Hawaii Community Development Authority and a site under federal ownership at Barbers Point Naval Air Station were subsequently identified and added to an inventory that eventually totaled 84 sites. During 1992 and 1993, all 84 sites were screened and evaluated to determine suitability and all 84 were eliminated by 1994 by the Bureau as unsuitable for development of a new FDC.

In 1994, the Bureau and Louis Berger, working with State officials, identified five new sites at or near Honolulu International Airport (now Daniel K. Inouye International Airport) and under the jurisdiction of the Hawaii

Department of Transportation. In addition, a 2.8-acre site previously considered and eliminated, located behind the U.S. Department of Homeland Security building on Ala Moana Boulevard, was included for reconsideration. From these six sites, the Elliott Street site at the Daniel K. Inouye International Airport was recommended for selection and following publication of Draft and Final EISs by the Bureau, was eventually acquired and developed by the Federal Government with the FDC.

As the planning and siting consultant to the Bureau since 1985, PSD team members have the historical record and knowledge of these past FDC siting efforts on Oahu and the current process of siting the new OCCC was undertaken with that knowledge and understanding. This is particularly true regarding alternative downtown locations since sites once under consideration for FDC use in the 1990s have since been developed or are currently being developed and are no longer available for OCCC consideration.

5.4 Daniel K. Inouye International Airport

The methodology and criteria being used by PSD to seek alternative OCCC sites was developed in recognition of efforts to site and develop a new FDC in the late 1990s, as described earlier. At that time, the U.S. Marshals Service, the Bureau, and consultants undertook an effort to site a new FDC which, after considering numerous sites across Oahu, was ultimately developed at Daniel K. Inouye International Airport with the cooperation and support of the State of Hawaii.

Based on that experience, PSD, undertook a study in 2008–2009 to site and develop a new OCCC. Based on the experience siting and developing the FDC, consideration was given to alternative sites at Daniel K. Inouye International Airport and Hickam Air Force Base. Given the development that was planned or underway at both facilities in 2009 along with the need to reserve land at both locations for aviation-related purposes, that effort revealed no opportunities to acquire and develop a site at Daniel K. Inouye International Airport or Hickam Air Force Base for a new OCCC.

In January 2017, PSD representatives reached out to the Hawaii Department of Transportation, Airports Division (HDOT-A) to revisit opportunities for developing the new OCCC facility at Daniel K. Inouye International Airport as was done for the FDC in the late 1990s. Communications with HDOT-A officials have determined the absence of any lands at Daniel K. Inouye International Airport for non-aviation related developments such as a new OCCC.

5.5 Puuikena Drive

During a community meeting with the residents of Lanani Valley in March 2017, PSD representatives were referred to a property in East Honolulu being offered for sale by a private owner. This 75-acre property is located at 184 Puuikena Drive between Aina Haina Valley and Hawaii Loa Ridge. Upon investigation, it was learned that the property was no longer available, having been sold to a private buyer.

5.6 Other State-owned Lands

On August 8, 2016, early in the site search process, the OCCC Team met with representatives of the Hawaii Department of Land and Natural Resources (DLNR) to discuss possible state-controlled lands as alternative locations for OCCC development. At this meeting, PSD representatives were informed by Land Division officials present that they were unable to offer any DLNR-controlled lands as alternatives for OCCC consideration.

On February 21, 2017, PSD representatives re-engaged DLNR officials to reiterate interest in state-controlled lands as possible alternative sites for OCCC development. On that date, PSD representatives met with DLNR officials led by Chairwoman Suzanne Case. Together, the DLNR and PSD representative identified for further consideration approximately 630 DLNR-controlled parcels greater than one acre in size from the more than 10,000 publically owned parcels on Oahu (see Attachment A: DLNR-Controlled Parcels). These 630 parcels were ~~subsequently reduced to approximately 50 by examining~~ examined by size, location, configuration and other factors important to OCCC development. ~~The 50~~ Some 50 of the parcels underwent further assessment to determine whether they should be subjected to the more formal site screening process in order to ensure that no state-owned lands have been overlooked that could represent viable alternative locations. After conferring with DLNR officials again, it was determined that none of the ~~DLNR 50~~ parcels were viable alternatives to pursue for the future OCCC facility.

6.0 PREFERRED ALTERNATIVE

After careful review of the extensive research compiled by the OCCC Project Team, the Department of Public Safety (PSD) and the Department of Accounting and General Services (DAGS) have established the following preferences regarding each of the four alternative sites for development of a new OCCC facility:

- Animal Quarantine Station Site – Preferred #1
- Halawa Correctional Facility Site – Preferred #2
- Existing Oahu Community Correctional Center Site – Optional if required
- Mililani Technology Park Lot 17 Site – Optional only if required

6.1 Preferred Alternative: Animal Quarantine Station

The Animal Quarantine Station site has been selected as the preferred option for the future home of OCCC. This site was chosen from among the four viable sites, out of an initial inventory of 12 potential sites, based on its extensive positive aspects and relative lack of issues requiring mitigation. PSD and DAGS are confident that the Animal Quarantine Station site is the best choice for the future home of OCCC, both for PSD and for the State of Hawaii.

A large number of factors were considered and assessed in determining the suitability of this site. One of the primary selection factors is the potential cost of constructing the project, which has been identified as a key concern among community members and lawmakers alike. Of the four site options, the Animal Quarantine Station site has the lowest projected construction cost by a significant margin. This is due in large part to its size: the buildable area of the site is nearly 25 acres, which is the most generous of the options. This large area affords a number of cost saving advantages, such as separating the Pre-Release and Detention portions of the facility into two distinct buildings. This physical separation allows the Pre-Release portion to be constructed to a different, lower security level, making this option more affordable than combining both functions into one building, where the entire building would then have to achieve the higher detention security level. The site is also large enough to accommodate significant at-grade parking, likely avoiding the necessity for a costly parking structure, and to potentially allow for future expansion, if needed. The majority of the site is owned by the State of Hawaii, with a small portion owned by the U.S. Navy, so little or no land acquisition costs are anticipated.

The additional beneficial attributes for the Animal Quarantine Station site include:

- It is relatively level across the entire buildable area, providing flexibility for a wide variety of site layouts as well as avoiding costly grading efforts.
- It is only partially developed at this time, although the site, in general, has been heavily disturbed. This, along with the extensive biological, cultural and archaeological studies that have been conducted on this site, suggests that there is a very low likelihood of encountering intact cultural, historic, Native Hawaiian resources, or threatened/endangered species and/or habitats.
- There are no wetlands on the site, and it is located outside of any flood hazard zone or tsunami evacuation areas.
- From a location standpoint, the Animal Quarantine Station site is the second closest of the four options to downtown courts (the existing OCCC site is the closest), which will limit the time, effort, and resources associated with transporting detainees back and forth between the facility and the courthouse.
- There is excellent access to the regional road network – the site straddles the H-3 freeway and has convenient access to H-201 and H-1.
- Access to public transportation is also available, with a bus stop located approximately one half mile from the site. A new HART rail transit station serving the Aloha Stadium area is being developed.
- The site is less than one mile from the Halawa Correctional Facility, offering the possibility of sharing staff, resources and services in the future, if needed.
- The existing sewer, water, electrical, and telecommunications infrastructure that is in place at the Animal Quarantine Station site should support the future facility with little to no upgrades required, again avoiding costly improvements.

Of the four options, the Animal Quarantine Station site has been favorably received, while local opposition has been minimal and limited primarily to concerns about possible traffic impacts.

While use of this site is complicated by the presence of the Hawaii Department of Agriculture's (HDOA) Animal Quarantine Station, HDOA leadership has been a willing partner in this effort as they are already looking forward to planning for a new, more efficient quarantine station that will meet their current and future needs. Selection of the Animal Quarantine Station site helps address two of the State's pressing facility needs in a combined action, beginning with reducing the time and costs associated with complying with HRS Chapter 343 with a single Draft EIS that addresses both projects collectively and simultaneously.

6.2 Other Alternative Sites

The three remaining alternative sites not selected as the preferred alternative (HCF site, Existing OCCC site, and MTP Lot 17 site) all proved to be viable options; that is, none have fatal flaws that eliminate them from contention. However, each of the three alternatives have compelling reasons to suggest that they might be put to better use than as the location of the future OCCC.

The portion of the HCF site that is not currently developed (approximately 5 acres located in the northeast portion of the site) would serve well as the preferred alternate site for a number of reasons. It is owned by the state, and is currently controlled by the Department of Public Safety, removing most land acquisition concerns. The site is located less than a mile from the Animal Quarantine Station site, so it claims similar positive aspects of location and existing available roadway and utility infrastructure. The notable concern associated with this site is that locating the future OCCC here would consume virtually all remaining developable land available. This would largely eliminate future expansion of the prison should that become necessary. Site constraints (primarily size and

topography) would also make OCCC development here more complex and, therefore, more expensive (i.e., the facility would have to be a high-rise building with structured parking, etc.).

The existing OCCC site remains as an option to consider as the location for the new OCCC should the preferred sites not be viable. The site has housed various correctional facilities for over one hundred years, and the community that has developed around the facilities includes support functions and social services necessary for successful jail operation. The site is also closest to the courts, as well as the jobs that the work furlough inmates travel to each day. However, transit-oriented development is moving into the Kalihi neighborhood in anticipation of the arrival of the HART rail system and two of its transit stations, and the neighborhood is poised for community enhancing development. The 21st Century Kalihi committee, established by the State of Hawaii, suggests that the State has priorities for the site that are inconsistent with a continuing correctional facility presence. Additionally, the difficulties of constructing a new jail on the same constrained site as the existing jail while maintaining jail operations during construction will require complex development phasing along with the added requirement to relocate OCCC inmates into temporary housing (to be built at the Halawa Correctional Facility) in order to clear a portion of the property to allow for new OCCC construction. Developing this site is by far the most challenging—and the most expensive—of the four, providing a strong incentive to consider other options.

The Mililani Technology Park site remains as an option to consider only if the above sites are not viable. The site includes the availability of all needed utility infrastructure, excellent road access, and a large developable area allowing for flexibility of design. However, the site is in private ownership and the State would prefer to first consider available publically-owned lands before purchasing privately owned land. Additional concerns include the distance between this site and the downtown courts, and its proximity to a preschool and nearby housing developments. Finally, the neighboring community has been vocal in expressing their concerns with and opposition to developing the new OCCC at this site; the State has heard their concerns and has factored them into their assessment of the site.

6.3 Site Advantages and Disadvantages

The Draft Environmental Impact Statement looked in-depth at all factors related to constructing and operating a new OCCC facility on each of the four alternative sites. The following is a brief summary highlighting the more obvious advantages and disadvantages relative to each alternative site based on PSD's six principal site evaluation criteria.

6.3.1 Animal Quarantine Station Site

ADVANTAGES:

Proximity

- + Second closest site to downtown courts (Existing OCCC site is closest); average travel time to First Circuit Court approximately 36 minutes.

Development Costs

- + Land area large enough to allow low- to mid-rise construction, separate Pre-Release and Detention facilities, significant at-grade parking, and potential future expansion if needed (buildable land area totals approximately 25 acres).
- + Site has the lowest projected construction cost by a significant margin.
- + Virtually level building zone.
- + Entire site in public ownership (primarily owned by State of Hawaii with a small portion owned by the U.S. Navy); little to no land acquisition costs anticipated.

Land and Environment

- + Partially developed and heavily disturbed.
- + Low likelihood of encountering intact cultural, historic, Native Hawaiian resources.
- + Low likelihood of encountering threatened/endangered species and/or habitats; no wetlands on site.
- + Located outside both flood hazard zone and evacuation areas for tsunami events and extreme tsunami events.

Infrastructure

- + Excellent access to regional road network.
- + Closest bus stop approximately 0.5 miles from site.
- + Planned Aloha Stadium Rail Transit Station approximately 2 miles from site.
- + Connected to water, wastewater, electric power, and telecommunications systems.

Community Services/Other

- + Approximately 1.8 miles to Aiea Fire Station.
- + Potential for OCCC to share services with Halawa Correctional Facility.

Community Acceptance

- + Most favorably received; minimal local opposition.

DISADVANTAGES:

- Before developing OCCC, existing Animal Quarantine Station must be relocated potentially delaying OCCC schedule and increasing costs.

Small isolated areas with potential contamination may exist needing remediation.

6.3.2 Halawa Correctional Facility Site

ADVANTAGES:

Proximity

- + Similar travel time to downtown courts as Animal Quarantine Station site; approximately 37-minute average travel time to First Circuit Court.

Development Costs

- + Site is owned by the State and controlled by PSD; no land acquisition costs.

Land and Environment

- + Largely developed and heavily disturbed.
- + Low likelihood of encountering intact cultural, historic, Native Hawaiian resources.
- + Low likelihood of encountering threatened/endangered species and/or habitats; no wetlands on site.
- + Located outside both flood hazard zone and evacuation areas for tsunami events and extreme tsunami events.

Infrastructure

- + Excellent access to regional road network.
- + Closest bus stop approximately 1.5 miles from site.
- + Planned Aloha Stadium Rail Transit Station approximately 3 miles from site.
- + Connected to water, wastewater, electric power, and telecommunications systems.

Community Services/Other

- + Approximately 2.8 miles to Aiea Fire Station.
- + Potential for OCCC to share services with Halawa Correctional Facility.

Community Acceptance

- + Received the least community opposition.

DISADVANTAGES:

Site is smallest among the four alternatives; new OCCC will need to be a high-rise with a combined Pre-Release and Detention facility and structured parking (more expensive to build and operate).

Construction of new OCCC will eliminate potential for future prison expansion should that become necessary.

Grade change between public road and site substantial; construction will need to be stepped to accommodate topography.

6.3.3 Existing OCCC Site

ADVANTAGES:

Proximity

- + Located closest to downtown courts; average travel time to First Circuit Court approximately 18 minutes.

Development Costs

- + Site is owned by the State and controlled by PSD; no land acquisition costs.

Land and Environment

- + Largely developed and heavily disturbed.
- + Low likelihood of encountering intact cultural, historic, Native Hawaiian resources.
- + Low likelihood of encountering threatened/endangered species and/or habitats; no wetlands on site.

Infrastructure

- + Excellent access to regional road network.
- + Closest bus stop less than 200 feet from site.
- + Planned Middle Street and Kalihi Rail Transit Stations approximately 0.25 miles from site.
- + Connected to water, wastewater, electric power, natural gas and telecommunications systems.

Community Services/Other

- + Community services for inmates have built up around the existing OCCC.
- + This option would incorporate LWFC into the new OCCC facility, opening the existing LWFC site up for future development.

Community Acceptance

- + Community response has been mixed with some favoring maintaining present location while others favor relocation.

DISADVANTAGES:

Small land area (limited to approximately 8 acres of existing site); will need to be a high-rise with a combined Pre-Release and Detention facility and structured parking (more expensive to build and operate).

Has a very high land valuation and is highly prized by supporters of Transit-Oriented Development and the 21st Century Kalihi committee; site could possibly be put to better use than as a jail.

Partially located within a flood hazard zone and within evacuation areas for tsunami events.

Very little to no potential to share services with other PSD facilities.

Close proximity to Puuhale Elementary School and residential neighborhood.

Difficulties of building a new jail on same constrained site as existing jail while maintaining jail operations during construction.

Requires complex development phasing along with added cost to relocate OCCC inmates into new temporary housing (to be built at Halawa Correctional Facility) in order to clear a portion of property for new OCCC construction.

6.3.4 Mililani Technology Park Site

ADVANTAGES:

Proximity

- 0 Not applicable (see Disadvantages).

Development Costs

- + Site is large enough for low- to mid-rise construction, separate Pre-Release and Detention facilities, and at-grade parking (buildable land area totals approximately 19 acres).
- + Largely level building development zone.

Land and Environment

- + Low likelihood of encountering intact cultural, historic, Native Hawaiian resources.
- + Low likelihood for encountering threatened/endangered species and/or habitats; no wetlands within developable portion of site.
- + Located outside flood hazard zone and evacuation areas for tsunami events and extreme tsunami events.

Infrastructure

- + Excellent access to regional road network.
- + Closest bus stop approximately 0.7 miles from site.
- + Water, wastewater, electric power, natural gas and telecommunications systems serve existing business park.

Community Services/Other

- + Approximately 3 miles to Mililani Mauka Fire Station.
- + Community Acceptance
- + Property owner seemed willing to sell land to the State.

DISADVANTAGES:

Site is privately-owned, requiring acquisition; asking price approximately \$14 million.

Furthest site to downtown courts.

Technology Park covenants restrict use of the property.

No potential to share services with other PSD facilities.

Proximity to preschool, houses of worship and residential uses.

ATTACHMENT A: DLNR-Controlled Parcels

Table A-1: DLNR-Controlled Parcels

Fee Owner	TMK	Alternate ID	Island Name	Parcel Acreage	Land Use
DLNR	(1) 1-1-002:014		Oahu	22.883	Honolulu International Airport
DLNR	(1) 1-1-002:015		Oahu	309.568	Honolulu International Airport
DLNR	(1) 1-1-002:016		Oahu	11.977	Honolulu International Airport
DLNR	(1) 1-1-002:017		Oahu	6.007	Honolulu International Airport
DLNR	(1) 1-1-002:018		Oahu	2.076	Honolulu International Airport
DLNR	(1) 1-1-003:001		Oahu	2498.8	Honolulu International Airport
DLNR	(1) 1-1-003:003		Oahu	5.166	P-1 / P-2 Preservation District
DLNR	(1) 1-1-003:004		Oahu	11.087	Pacific War Memorial Site
DLNR	(1) 1-1-003:005		Oahu	1675.48	Honolulu International Airport
DLNR	(1) 1-1-003:008		Oahu	1.726	TMK not found
DLNR	(1) 1-1-003:009		Oahu	1.023	Honolulu International Airport
DLNR	(1) 1-1-003:010		Oahu	4.141	Honolulu International Airport
DLNR	(1) 1-1-003:013		Oahu	1.435	Honolulu International Airport
DLNR	(1) 1-1-003:014		Oahu	1.57	Honolulu International Airport
DLNR	(1) 1-1-003:015		Oahu	1.835	Honolulu International Airport
DLNR	(1) 1-1-003:016		Oahu	2.002	Honolulu International Airport
DLNR	(1) 1-1-003:017		Oahu	6.996	Honolulu International Airport
DLNR	(1) 1-1-003:021		Oahu	8.532	Honolulu International Airport
DLNR	(1) 1-1-003:024		Oahu	2.768	Honolulu International Airport
DLNR	(1) 1-1-003:025		Oahu	3.576	Honolulu International Airport
DLNR	(1) 1-1-003:035		Oahu	2.138	Honolulu International Airport
DLNR	(1) 1-1-003:038		Oahu	1.004	Honolulu International Airport
DLNR	(1) 1-1-003:042		Oahu	4.198	Honolulu International Airport
DLNR	(1) 1-1-003:050		Oahu	2.128	Honolulu International Airport
DLNR	(1) 1-1-003:051		Oahu	1.884	Honolulu International Airport
DLNR	(1) 1-1-003:053		Oahu	1.293	Honolulu International Airport
DLNR	(1) 1-1-003:057		Oahu	1.023	Honolulu International Airport
DLNR	(1) 1-1-003:058		Oahu	2.107	Honolulu International Airport
DLNR	(1) 1-1-003:059		Oahu	2.107	Honolulu International Airport
DLNR	(1) 1-1-003:061		Oahu	3.384	Honolulu International Airport
DLNR	(1) 1-1-003:065		Oahu	2.396	Honolulu International Airport
DLNR	(1) 1-1-003:066		Oahu	2.755	Honolulu International Airport

Fee Owner	TMK	Alternate ID	Island Name	Parcel Acreage	Land Use
DLNR	(1) 1-1-003:068		Oahu	1.485	Honolulu International Airport
DLNR	(1) 1-1-003:073		Oahu	3.845	Honolulu International Airport
DLNR	(1) 1-1-003:085		Oahu	2.641	Honolulu International Airport
DLNR	(1) 1-1-003:086		Oahu	3.642	Honolulu International Airport
DLNR	(1) 1-1-003:093		Oahu	1.308	Honolulu International Airport
DLNR	(1) 1-1-003:138		Oahu	4.967	P-1 Preservation District
DLNR	(1) 1-1-003:145		Oahu	1.843	Honolulu International Airport
DLNR	(1) 1-1-003:151		Oahu	1.532	Honolulu International Airport
DLNR	(1) 1-1-003:161		Oahu	4.583	Honolulu International Airport
DLNR	(1) 1-1-003:162		Oahu	4.957	Honolulu International Airport
DLNR	(1) 1-1-003:175		Oahu	1.561	Honolulu International Airport
DLNR	(1) 1-1-003:184		Oahu	4.591	Honolulu International Airport
DLNR	(1) 1-1-003:188		Oahu	13.75	Honolulu International Airport
DLNR	(1) 1-1-003:194		Oahu	1.83	Honolulu International Airport
DLNR	(1) 1-1-003:196		Oahu	1.573	Honolulu International Airport
DLNR	(1) 1-1-003:204		Oahu	2.5	P-1 / P-2 Preservation District
DLNR	(1) 1-1-003:205		Oahu	1.205	P-1 / P-2 Preservation District
DLNR	(1) 1-1-003:206		Oahu	1	P-1 / P-2 Preservation District
DLNR	(1) 1-1-003:207		Oahu	2	P-1 / P-2 Preservation District
DLNR	(1) 1-1-003:208		Oahu	1.504	Honolulu International Airport
DLNR	(1) 1-1-003:212		Oahu	1.205	P-1 / P-2 Preservation District
DLNR	(1) 1-1-003:239		Oahu	71.975	Keehi Lagoon Beach Park
DLNR	(1) 1-1-004:039	(1) 1-1-004:039B	Oahu	1.77	Honolulu International Airport
DLNR	(1) 1-1-006:003		Oahu	1.35	Storage Area/Maintenance Yard
DLNR	(1) 1-1-006:013		Oahu	5.831	Shafter Flats Refuse Station
DLNR	(1) 1-1-008:008		Oahu	3.885	Fort Shafter Elementary School
DLNR	(1) 1-1-008:013		Oahu	750.28	Honolulu Watershed Forest Reserve
DLNR	(1) 1-1-009:006		Oahu	3.132	n/a
DLNR	(1) 1-1-009:007		Oahu	9.542	n/a
DLNR	(1) 1-1-010:041		Oahu	1.583	Salt Lake Moanalua Library
DLNR	(1) 1-1-012:002		Oahu	16.592	Honolulu Watershed Forest Reserve
DLNR	(1) 1-1-012:015		Oahu	788.734	Honolulu Watershed Forest Reserve
DLNR	(1) 1-1-012:028		Oahu	7.949	Red Hill Elementary School
DLNR	(1) 1-1-012:035		Oahu	2.848	Moanalua Valley Park

Fee Owner	TMK	Alternate ID	Island Name	Parcel Acreage	Land Use
DLNR	(1) 1-1-013:001		Oahu	2905.953	Honolulu Watershed Forest Reserve
DLNR	(1) 1-1-013:002		Oahu	2	Honolulu Watershed Forest Reserve
DLNR	(1) 1-1-014:004		Oahu	1.264	Honolulu International Airport
DLNR	(1) 1-1-014:011		Oahu	2.397	Honolulu International Airport
DLNR	(1) 1-1-014:015		Oahu	1.798	Honolulu International Airport
DLNR	(1) 1-1-014:018		Oahu	1.198	Honolulu International Airport
DLNR	(1) 1-1-014:021		Oahu	1.198	Honolulu International Airport
DLNR	(1) 1-1-014:024		Oahu	1.574	Honolulu International Airport
DLNR	(1) 1-1-063:011		Oahu	30.089	Moanalua High School
DLNR	(1) 1-1-063:013		Oahu	9.984	Salt Lake Elementary School
DLNR	(1) 1-1-063:014		Oahu	62.38	Salt Lake District Park
DLNR	(1) 1-1-063:019		Oahu	1.316	TMK not found
DLNR	(1) 1-1-064:002		Oahu	4.324	Moanalua Stream
DLNR	(1) 1-1-064:025		Oahu	7.893	State Surplus Property Storage
DLNR	(1) 1-1-064:026		Oahu	4.751	Oahu District Baseyard Site
DLNR	(1) 1-1-064:027		Oahu	1.578	Non-profit agency
DLNR	(1) 1-1-064:028		Oahu	1.028	Office
DLNR	(1) 1-1-070:004		Oahu	1.078	Honolulu International Airport
DLNR	(1) 1-1-070:006		Oahu	1.036	Honolulu International Airport
DLNR	(1) 1-1-070:007		Oahu	1.359	Honolulu International Airport
DLNR	(1) 1-1-070:015		Oahu	1.28	Honolulu International Airport
DLNR	(1) 1-1-070:031		Oahu	3.685	Honolulu International Airport
DLNR	(1) 1-1-070:033		Oahu	3.87	Honolulu International Airport
DLNR	(1) 1-1-070:043		Oahu	4.828	Honolulu International Airport
DLNR	(1) 1-1-072:003		Oahu	1.16	Honolulu International Airport
DLNR	(1) 1-1-072:005		Oahu	1.03	Honolulu International Airport
DLNR	(1) 1-1-072:007		Oahu	1.057	Honolulu International Airport
DLNR	(1) 1-1-072:009		Oahu	1.047	Honolulu International Airport
DLNR	(1) 1-1-072:011		Oahu	1.539	Honolulu International Airport
DLNR	(1) 1-1-072:012		Oahu	2.619	Honolulu International Airport
DLNR	(1) 1-1-072:018		Oahu	2.427	Honolulu International Airport
DLNR	(1) 1-1-072:022		Oahu	1.419	Honolulu International Airport
DLNR	(1) 1-1-072:025		Oahu	1.365	Honolulu International Airport
DLNR	(1) 1-1-072:027		Oahu	1.014	Honolulu International Airport

Fee Owner	TMK	Alternate ID	Island Name	Parcel Acreage	Land Use
DLNR	(1) 1-1-072:030		Oahu	1.661	Honolulu International Airport
DLNR	(1) 1-1-072:054		Oahu	1.133	Honolulu International Airport
DLNR	(1) 1-1-072:055		Oahu	6.096	Honolulu International Airport
DLNR	(1) 1-1-072:056		Oahu	3.44	Honolulu International Airport
DLNR	(1) 1-1-072:057		Oahu	3.444	Honolulu International Airport
DLNR	(1) 1-1-072:058		Oahu	5.478	Honolulu International Airport
DLNR	(1) 1-1-072:060		Oahu	1.176	Honolulu International Airport
DLNR	(1) 1-1-072:061		Oahu	1.973	Honolulu International Airport
DLNR	(1) 1-1-076:001		Oahu	4.773	Honolulu International Airport
DLNR	(1) 1-1-076:019		Oahu	2.076	Honolulu International Airport
DLNR	(1) 1-1-076:021		Oahu	1.061	Honolulu International Airport
DLNR	(1) 1-2-013:002		Oahu	16.46	State Prison (OCCC)
DLNR	(1) 1-2-021:036		Oahu	1.424	Honolulu International Airport
DLNR	(1) 1-2-021:040		Oahu	1.102	Honolulu International Airport
DLNR	(1) 1-2-021:041		Oahu	1.745	Honolulu International Airport
DLNR	(1) 1-2-021:045		Oahu	4.5	Honolulu International Airport
DLNR	(1) 1-2-023:030		Oahu	8.141	Honolulu International Airport
DLNR	(1) 1-2-023:032		Oahu	1.03	Honolulu International Airport
DLNR	(1) 1-2-023:033		Oahu	18.916	Airport / Honolulu Harbor
DLNR	(1) 1-2-023:034		Oahu	1.476	Honolulu International Airport
DLNR	(1) 1-2-023:039		Oahu	1.148	Honolulu International Airport
DLNR	(1) 1-2-023:052		Oahu	2.979	Airport / Honolulu Harbor
DLNR	(1) 1-2-023:064		Oahu	1.042	Airport / Honolulu Harbor
DLNR	(1) 1-2-023:067		Oahu	1.103	Airport / Honolulu Harbor
DLNR	(1) 1-2-025:002		Oahu	6.9062	Honolulu International Airport
DLNR	(1) 1-2-025:009		Oahu	7.266	Honolulu Harbor
DLNR	(1) 1-2-025:011		Oahu	26.0811	Harbor & Light Industrial Complex
DLNR	(1) 1-2-025:012		Oahu	5.315	n/a
DLNR	(1) 1-2-025:016		Oahu	1.802	n/a
DLNR	(1) 1-2-025:017		Oahu	16.069	Airport / Honolulu Harbor
DLNR	(1) 1-2-025:018		Oahu	1.306	Honolulu International Airport
DLNR	(1) 1-2-025:019		Oahu	3.885	Honolulu International Airport
DLNR	(1) 1-2-025:020		Oahu	7.129	Honolulu International Airport
DLNR	(1) 1-2-025:021		Oahu	1.261	Honolulu International Airport

Fee Owner	TMK	Alternate ID	Island Name	Parcel Acreage	Land Use
DLNR	(1) 1-2-025:022		Oahu	5.268	Honolulu International Airport
DLNR	(1) 1-2-025:024		Oahu	23.569	Honolulu International Airport
DLNR	(1) 1-2-025:046		Oahu	1.148	Harbor & Light Industrial Complex
DLNR	(1) 1-2-025:048		Oahu	11.478	n/a
DLNR	(1) 1-2-025:049		Oahu	1.148	n/a
DLNR	(1) 1-2-025:052		Oahu	1.033	n/a
DLNR	(1) 1-2-025:054		Oahu	1.133	Harbor & Light Industrial Complex
DLNR	(1) 1-2-025:062		Oahu	1.148	Harbor Warehouse
DLNR	(1) 1-2-025:063		Oahu	1.377	Harbor Warehouse
DLNR	(1) 1-2-025:064		Oahu	1.148	Harbor Warehouse
DLNR	(1) 1-2-025:073		Oahu	1.194	Honolulu International Airport
DLNR	(1) 1-2-025:108		Oahu	1.538	Airport Related Purposes
DLNR	(1) 1-3-001:017		Oahu	1.194	Fern School
DLNR	(1) 1-3-001:058		Oahu	2.575	Fern School
DLNR	(1) 1-3-001:059		Oahu	2.144	Fern School
DLNR	(1) 1-3-008:004		Oahu	5.593	Kalihi Waena School
DLNR	(1) 1-3-022:002		Oahu	65.443	Kalihi Underground Water Development
DLNR	(1) 1-3-022:003		Oahu	6.14	Hauki Homes
DLNR	(1) 1-3-027:001		Oahu	3.9	Decorte Park
DLNR	(1) 1-3-036:015		Oahu	1.11	Kalihi-Uka Elementary School
DLNR	(1) 1-4-014:001		Oahu	57.393	Kalihi Valley State Park
DLNR	(1) 1-4-014:026		Oahu	21.067	Kalihi Valley State Park
DLNR	(1) 1-4-016:003		Oahu	21.186	Kalihi Valley State Park
DLNR	(1) 1-4-018:002		Oahu	97.06	P-1 Preservation (Commercial Trail)
DLNR	(1) 1-4-018:004		Oahu	390.5	Honolulu Watershed Forest Reserve
DLNR	(1) 1-4-018:008		Oahu	49.5	P-1 Preservation
DLNR	(1) 1-4-022:014		Oahu	1.856	Materials Testing/Research Lab
DLNR	(1) 1-5-005:016		Oahu	6.016	Kaiulani Elementary School
DLNR	(1) 1-5-007:002		Oahu	1.452	Senior Residence at Iwilei
DLNR	(1) 1-5-007:014		Oahu	2.144	TMK not found
DLNR	(1) 1-5-018:002		Oahu	2.891	College
DLNR	(1) 1-5-020:004		Oahu	3.312	Flood control area
DLNR	(1) 1-5-020:016		Oahu	1.383	Department of Facility Maintenance

Fee Owner	TMK	Alternate ID	Island Name	Parcel Acreage	Land Use
DLNR	(1) 1-5-024:029		Oahu	2.495	Kalakaua Intermediate School
DLNR	(1) 1-5-028:075		Oahu	2.98	Kalihi Kai Elementary School
DLNR	(1) 1-5-032:002		Oahu	36.21	Honolulu Harbor
DLNR	(1) 1-5-032:005		Oahu	1.7939	Honolulu Harbor
DLNR	(1) 1-5-032:008		Oahu	2.917	Honolulu Harbor
DLNR	(1) 1-5-032:024		Oahu	2.01	Harbor use
DLNR	(1) 1-5-032:026		Oahu	2.089	Honolulu Harbor
DLNR	(1) 1-5-032:042		Oahu	2	n/a
DLNR	(1) 1-5-034:004		Oahu	2.337	Honolulu Harbor
DLNR	(1) 1-5-034:007		Oahu	1.664	Honolulu Harbor
DLNR	(1) 1-5-034:021		Oahu	1.003	Honolulu Harbor
DLNR	(1) 1-5-035:009		Oahu	1.724	Parking for harbor employees
DLNR	(1) 1-5-035:010		Oahu	3.688	Airport Related Purposes
DLNR	(1) 1-5-035:033		Oahu	1.6256	Harbor use
DLNR	(1) 1-5-036:001		Oahu	10.9364	Harbor use
DLNR	(1) 1-5-036:002		Oahu	1.264	Harbor use
DLNR	(1) 1-5-036:009		Oahu	5.56	Harbor use
DLNR	(1) 1-5-036:029		Oahu	1.6915	Harbor use
DLNR	(1) 1-5-038:001		Oahu	27.407	Honolulu Harbor
DLNR	(1) 1-5-038:002		Oahu	4.493	Honolulu Harbor
DLNR	(1) 1-5-038:036		Oahu	2.347	Honolulu Harbor
DLNR	(1) 1-5-039:007		Oahu	9.948	Honolulu Harbor
DLNR	(1) 1-5-039:015		Oahu	1.622	Honolulu Harbor
DLNR	(1) 1-5-039:022		Oahu	1.663	Honolulu Harbor
DLNR	(1) 1-5-039:026		Oahu	1.2595	Honolulu Harbor
DLNR	(1) 1-5-039:063		Oahu	3.103	Honolulu Harbor
DLNR	(1) 1-5-040:002		Oahu	7.795	Honolulu Harbor
DLNR	(1) 1-5-041:002		Oahu	12.968	Sand Island Industrial Park
DLNR	(1) 1-5-041:003		Oahu	114.101	Honolulu Harbor
DLNR	(1) 1-5-041:005		Oahu	50	Sand Island Sewage Treatment Plant
DLNR	(1) 1-5-041:006		Oahu	135.819	Airport
DLNR	(1) 1-5-041:006	(1) 1-5-041:006X	Oahu	4.86	Sand Island Sewage Treatment Plant
DLNR	(1) 1-5-041:014		Oahu	1.016	Sand Island Industrial Park

Fee Owner	TMK	Alternate ID	Island Name	Parcel Acreage	Land Use
DLNR	(1) 1-5-041:022		Oahu	25.87	Airport
DLNR	(1) 1-5-041:037		Oahu	2.212	Sand Island Industrial Park
DLNR	(1) 1-5-041:077		Oahu	1.296	Sand Island Industrial Park
DLNR	(1) 1-5-041:080		Oahu	1.671	Sand Island Industrial Park
DLNR	(1) 1-5-041:103		Oahu	2.699	Sand Island Industrial Park
DLNR	(1) 1-5-041:107		Oahu	1.837	Sand Island Industrial Park
DLNR	(1) 1-5-041:108		Oahu	1.657	Sand Island Industrial Park
DLNR	(1) 1-5-041:111		Oahu	86.849	Airport / Honolulu Harbor
DLNR	(1) 1-5-041:126		Oahu	3.063	Airport / Honolulu Harbor
DLNR	(1) 1-5-041:130		Oahu	16.539	Airport / Honolulu Harbor
DLNR	(1) 1-5-041:178		Oahu	1.307	Sand Island Industrial Park
DLNR	(1) 1-5-041:185		Oahu	5.495	Airport / Honolulu Harbor
DLNR	(1) 1-5-041:200		Oahu	37.935	Honolulu Harbor
DLNR	(1) 1-5-041:225		Oahu	1.291	Honolulu Harbor
DLNR	(1) 1-5-041:228		Oahu	4.96	Honolulu Harbor
DLNR	(1) 1-5-041:260		Oahu	1.815	Sand Island Industrial Park
DLNR	(1) 1-5-041:268		Oahu	1.296	Sand Island Industrial Park
DLNR	(1) 1-5-041:275		Oahu	1.751	Sand Island Industrial Park
DLNR	(1) 1-5-041:281		Oahu	1.102	Sand Island Industrial Park
DLNR	(1) 1-5-041:303		Oahu	1.061	Sand Island Industrial Park
DLNR	(1) 1-5-041:313		Oahu	15.459	Honolulu Harbor
DLNR	(1) 1-5-041:320		Oahu	6.56	Honolulu Harbor
DLNR	(1) 1-5-041:321		Oahu	1.28	Honolulu Harbor
DLNR	(1) 1-5-041:333		Oahu	1.615	Honolulu Harbor
DLNR	(1) 1-5-041:334		Oahu	6.387	Airport
DLNR	(1) 1-5-042:001		Oahu	3.076	Honolulu Harbor
DLNR	(1) 1-5-042:003		Oahu	1.015	Honolulu Harbor
DLNR	(1) 1-5-042:005		Oahu	2.094	Honolulu Harbor
DLNR	(1) 1-5-042:006		Oahu	4.438	Honolulu Harbor
DLNR	(1) 1-5-042:007		Oahu	1.083	Honolulu Harbor
DLNR	(1) 1-5-042:015		Oahu	1.279	Honolulu Harbor
DLNR	(1) 1-5-042:017		Oahu	1.417	Honolulu Harbor
DLNR	(1) 1-6-007:068		Oahu	1.329	Puahala Homes
DLNR	(1) 1-6-008:021		Oahu	3.801	Likelike School Addition

Fee Owner	TMK	Alternate ID	Island Name	Parcel Acreage	Land Use
DLNR	(1) 1-6-009:005		Oahu	1.881	Lanakila & Kapahulu Health Center
DLNR	(1) 1-6-012:013		Oahu	2.466	Puukamalii Cemetery
DLNR	(1) 1-6-015:069		Oahu	1.611	Puea Cemetery
DLNR	(1) 1-7-015:002		Oahu	1.786	Lanakila Rehabilitation Center
DLNR	(1) 1-7-023:041		Oahu	4.657	Kauluwela School
DLNR	(1) 1-7-027:001		Oahu	3.636	Aala Park
DLNR	(1) 1-7-042:001		Oahu	5.639	Lanakila School
DLNR	(1) 1-7-042:002		Oahu	5.535	Lanakila School
DLNR	(1) 1-8-005:008		Oahu	4.693	Maemae School
DLNR	(1) 1-8-005:012		Oahu	1.16	Maemae School
DLNR	(1) 1-8-020:013		Oahu	2.043	Public Park
DLNR	(1) 1-8-024:026		Oahu	1.861	P-1 Preservation District
DLNR	(1) 1-8-026:006		Oahu	2.373	P-1 Preservation District
DLNR	(1) 1-9-001:001		Oahu	57.92	P-1 Preservation District
DLNR	(1) 1-9-005:004		Oahu	4.741	Privately owned?
DLNR	(1) 1-9-007:001		Oahu	788.032	P-1 Preservation (Commercial Trail)
DLNR	(1) 1-9-007:002		Oahu	73	P-1 Preservation District
DLNR	(1) 2-1-001:001		Oahu	13.78	Harbor use
DLNR	(1) 2-1-001:042		Oahu	7.675	Harbor use
DLNR	(1) 2-1-001:048		Oahu	3.518	Harbor use
DLNR	(1) 2-1-001:057		Oahu	9.382	Harbor use
DLNR	(1) 2-1-001:058		Oahu	1.358	Harbor use
DLNR	(1) 2-1-001:062		Oahu	4.248	Harbor use - roads
DLNR	(1) 2-1-001:063		Oahu	4.814	Aloha Tower
DLNR	(1) 2-1-009:001		Oahu	4.397	Central Intermediate School
DLNR	(1) 2-1-013:007		Oahu	2.199	Irwin Memorial Park
DLNR	(1) 2-1-015:009		Oahu	56.3965	Honolulu Harbor
DLNR	(1) 2-1-015:019		Oahu	1.458	Honolulu Harbor
DLNR	(1) 2-1-015:030		Oahu	8.305	Parking lot / cruise ship terminal
DLNR	(1) 2-1-015:045		Oahu	24.037	Submerged land parcel
DLNR	(1) 2-1-015:051		Oahu	5.226	Re-use Hawaii warehouse
DLNR	(1) 2-1-015:053		Oahu	3.336	TMK not found
DLNR	(1) 2-1-017:003		Oahu	1.174	Honolulu District Court
DLNR	(1) 2-1-018:001		Oahu	3.027	Washington Place

Fee Owner	TMK	Alternate ID	Island Name	Parcel Acreage	Land Use
DLNR	(1) 2-1-018:011		Oahu	2.441	Vineyard Street Garage Yard
DLNR	(1) 2-1-018:016		Oahu	1.565	Liliuokalani Building
DLNR	(1) 2-1-018:046		Oahu	1.546	Parking Lot for DOH & Human Services
DLNR	(1) 2-1-018:047		Oahu	3.523	Washington Place
DLNR	(1) 2-1-020:001		Oahu	2.886	Royal School
DLNR	(1) 2-1-024:001		Oahu	4.643	TMK not found
DLNR	(1) 2-1-024:001	(1) 2-1-024:001-B	Oahu	1.817	TMK not found
DLNR	(1) 2-1-024:008		Oahu	2.775	TMK not found
DLNR	(1) 2-1-025:001		Oahu	2.301	Hawaii State Library
DLNR	(1) 2-1-025:002		Oahu	10.982	Iolani Palace
DLNR	(1) 2-1-025:003		Oahu	5.963	Aliiolani Block
DLNR	(1) 2-1-025:004		Oahu	2.611	State Office Tower Site
DLNR	(1) 2-1-026:022		Oahu	4.334	Keelikolani Building and Tax Office
DLNR	(1) 2-1-030:003		Oahu	4.264	State Judiciary Complex and Parking Facility
DLNR	(1) 2-1-031:010		Oahu	2.222	Parking structures
DLNR	(1) 2-1-033:025		Oahu	5.293	Kalanimoku Building (DAGS)
DLNR	(1) 2-1-036:004		Oahu	1.159	Beretania Pumping Station
DLNR	(1) 2-1-038:007		Oahu	4.58	Dole Park (hillside site)
DLNR	(1) 2-1-051:006		Oahu	1.091	Mother Waldren Park and Playground
DLNR	(1) 2-1-051:041		Oahu	2.168	Fisher Hawaii
DLNR	(1) 2-2-003:013		Oahu	1.587	Bella Vista Reservoir
DLNR	(1) 2-2-016:020		Oahu	6.112	Pauoa Elementary
DLNR	(1) 2-2-020:014		Oahu	2.945	Kapana Falls State Park
DLNR	(1) 2-2-021:007		Oahu	3.695	Kapana Falls State Park
DLNR	(1) 2-2-021:012		Oahu	3.341	Royal Mauselem
DLNR	(1) 2-2-021:024		Oahu	3.946	P-1 Preservation District
DLNR	(1) 2-2-034:027		Oahu	2.16	Nuuanu Park
DLNR	(1) 2-2-034:028		Oahu	6.204	Nuuanu Park
DLNR	(1) 2-2-041:001		Oahu	9.1	P-1 Preservation (Commercial Trail)
DLNR	(1) 2-2-047:001		Oahu	76.984	Honolulu Watershed Forest Reserve
DLNR	(1) 2-2-053:001		Oahu	8.178	P-1 Preservation District
DLNR	(1) 2-2-053:002		Oahu	6.29	P-1 Preservation District

Fee Owner	TMK	Alternate ID	Island Name	Parcel Acreage	Land Use
DLNR	(1) 2-2-053:003		Oahu	34.82	P-1 Preservation District
DLNR	(1) 2-2-053:006		Oahu	1.412	P-1 Preservation District
DLNR	(1) 2-2-054:001		Oahu	1.195	P-1 Preservation (Commercial Trail)
DLNR	(1) 2-3-009:001		Oahu	45.649	McKinley High School
DLNR	(1) 2-3-012:019		Oahu	1.45	Kewalo Detention Center
DLNR	(1) 2-3-030:052		Oahu	1.799	Lunalilo School
DLNR	(1) 2-3-034:033		Oahu	1.164	Ala Wai Promenade
DLNR	(1) 2-3-035:001		Oahu	9.654	Convention Center
DLNR	(1) 2-3-035:011		Oahu	1.45	Ala Wai Promenade
DLNR	(1) 2-3-036:036		Oahu	1.82	Ala Wai Promenade
DLNR	(1) 2-3-037:001	(1) 2-3-037:001-A	Oahu	5.12	Ala Moana Beach Park
DLNR	(1) 2-3-037:006		Oahu	1.234	Harbor
DLNR	(1) 2-3-037:012		Oahu	119.903	Submerged land parcel
DLNR	(1) 2-3-037:021		Oahu	22.363	Hilton Hawaiian Lagoon
DLNR	(1) 2-4-001:001		Oahu	6.419	Thomas Square
DLNR	(1) 2-4-002:020		Oahu	2.688	Lilikona Hawaii Art Museum
DLNR	(1) 2-4-005:018		Oahu	1.913	Pawaa Office Building
DLNR	(1) 2-4-010:015		Oahu	2.373	Preservation District (Baseball Park)
DLNR	(1) 2-4-012:001		Oahu	2.764	Elementary School?
DLNR	(1) 2-4-031:001		Oahu	7.155	Makiki Cemetery
DLNR	(1) 2-4-032:001		Oahu	20.015	Roosevelt High School
DLNR	(1) 2-4-033:013		Oahu	24.98	Robert Louis Stevenson School
DLNR	(1) 2-4-043:082		Oahu	1.5	Kalawahine Water Pump Station and Tunnel
DLNR	(1) 2-5-010:001		Oahu	54.199	Honolulu Watershed Forest Reserve
DLNR	(1) 2-5-011:007		Oahu	2.58	Honolulu Watershed Forest Reserve
DLNR	(1) 2-5-011:009		Oahu	2	Honolulu Watershed Forest Reserve
DLNR	(1) 2-5-017:001		Oahu	1.05	P-1 Preservation (Commercial Trail)
DLNR	(1) 2-5-018:015		Oahu	5.97	P-1 Preservation (Commercial Trail)
DLNR	(1) 2-5-018:020		Oahu	1.026	TMK not found
DLNR	(1) 2-5-019:003		Oahu	119.889	Preservation District
DLNR	(1) 2-5-019:004		Oahu	22.08	Honolulu Watershed Forest Reserve
DLNR	(1) 2-5-019:005		Oahu	235.408	Honolulu Watershed Forest Reserve
DLNR	(1) 2-5-019:008		Oahu	346.355	Honolulu Watershed Forest Reserve

Fee Owner	TMK	Alternate ID	Island Name	Parcel Acreage	Land Use
DLNR	(1) 2-5-019:009		Oahu	165.507	Honolulu Watershed Forest Reserve
DLNR	(1) 2-5-019:010		Oahu	1.939	Honolulu Watershed Forest Reserve
DLNR	(1) 2-5-019:012		Oahu	2.251	Honolulu Watershed Forest Reserve
DLNR	(1) 2-5-019:013		Oahu	4.328	Honolulu Watershed Forest Reserve
DLNR	(1) 2-5-019:019		Oahu	10.695	Honolulu Watershed Forest Reserve / Makiki Valley State Park
DLNR	(1) 2-5-020:001		Oahu	2.13	Makiki Pumping Plant
DLNR	(1) 2-5-020:002		Oahu	9.908	P-1 Preservation District
DLNR	(1) 2-5-020:005		Oahu	2.71	Makiki Valley State Park
DLNR	(1) 2-5-020:006		Oahu	6.312	P-1 Preservation District
DLNR	(1) 2-5-020:008		Oahu	2.649	P-1 Preservation District
DLNR	(1) 2-5-020:009		Oahu	3.298	Makiki Valley State Park
DLNR	(1) 2-5-024:005		Oahu	1.45	P-1 Preservation District
DLNR	(1) 2-5-024:012		Oahu	1.46	P-1 Preservation District
DLNR	(1) 2-5-024:013		Oahu	1.04	P-1 Preservation District
DLNR	(1) 2-5-024:014		Oahu	1.14	P-1 Preservation District
DLNR	(1) 2-5-024:015		Oahu	1.08	P-1 Preservation District
DLNR	(1) 2-6-000:000		Oahu	5.814	TMK not found
DLNR	(1) 2-6-001:003	(1) 2-6-001:003-A	Oahu	3.706	Kuhio Beach Park
DLNR	(1) 2-6-025:008		Oahu	1.56	Waikiki Community Center
DLNR	(1) 2-6-028:005		Oahu	3.824	Jefferson School
DLNR	(1) 2-6-029:002		Oahu	10.673	Jefferson School
DLNR	(1) 2-7-008:002		Oahu	7.274	Stadium Park
DLNR	(1) 2-7-017:029		Oahu	3.162	Kuhio Elementary School
DLNR	(1) 2-7-020:011		Oahu	1.583	Iolani School Driveway
DLNR	(1) 2-7-027:022		Oahu	1.576	Kuhio Elementary School
DLNR	(1) 2-7-030:012		Oahu	1.019	Pump Station
DLNR	(1) 2-7-036:001		Oahu	24.011	Ala Wai Promenade
DLNR	(1) 2-7-036:002		Oahu	137.883	Ala Wai Promenade
DLNR	(1) 2-7-036:005		Oahu	3.445	Ala Wai Promenade
DLNR	(1) 2-7-036:006		Oahu	2.53	Lanakila & Kapahulu Health Center
DLNR	(1) 2-7-036:007		Oahu	5.39	Ala Wai Promenade
DLNR	(1) 2-7-036:078		Oahu	7.26	Ala Wai Golf Course
DLNR	(1) 2-8-015:001		Oahu	15.43	U of H at Manoa

Fee Owner	TMK	Alternate ID	Island Name	Parcel Acreage	Land Use
DLNR	(1) 2-8-024:037		Oahu	2.543	Waika Dog Pound (Humane Society)
DLNR	(1) 2-9-004:005		Oahu	20.882	U of H at Manoa
DLNR	(1) 2-9-018:001		Oahu	58.67	P-1 Preservation District
DLNR	(1) 2-9-026:014		Oahu	1.125	Manoa Stream
DLNR	(1) 2-9-031:002		Oahu	31.283	Honolulu Watershed Forest Reserve
DLNR	(1) 2-9-049:004		Oahu	4.657	P-1 Preservation District
DLNR	(1) 2-9-050:001		Oahu	36.081	Honolulu Watershed Forest Reserve
DLNR	(1) 2-9-051:001		Oahu	24.87	Honolulu Watershed Forest Reserve
DLNR	(1) 2-9-054:001		Oahu	15.36	P-1 Preservation District
DLNR	(1) 2-9-054:017		Oahu	2.206	P-1 Preservation District
DLNR	(1) 2-9-054:023		Oahu	1.02	P-1 Preservation District
DLNR	(1) 2-9-054:034		Oahu	1.024	P-1 Preservation District
DLNR	(1) 2-9-055:001		Oahu	812.95	P-1 Preservation (Commercial Trail)
DLNR	(1) 2-9-055:003		Oahu	83.362	P-1 Preservation (Commercial Trail)
DLNR	(1) 2-9-055:014		Oahu	5.119	Honolulu Watershed Forest Reserve
DLNR	(1) 3-1-023:054		Oahu	5.177	School for Deaf, Dumb, and Blind
DLNR	(1) 3-1-025:001		Oahu	5.693	Waikiki Elementary School
DLNR	(1) 3-1-030:003		Oahu	1.565	Kapiolani Park
DLNR	(1) 3-1-030:004	(1) 3-1-030:004-A	Oahu	2.663	Kapiolani Park
DLNR	(1) 3-1-030:005		Oahu	1.16	Kapiolani Park
DLNR	(1) 3-1-031:003		Oahu	2.765	Kapiolani Park
DLNR	(1) 3-1-031:004		Oahu	3.176	Kapiolani Park
DLNR	(1) 3-1-031:006		Oahu	2.346	Waikiki Aquarium
DLNR	(1) 3-1-031:010		Oahu	2.988	Natatorium
DLNR	(1) 3-1-035:023		Oahu	3.475	Diamond Head State Park
DLNR	(1) 3-1-042:002		Oahu	10.355	Diamond Head Beach Park
DLNR	(1) 3-1-042:004		Oahu	1.002	Diamond Head Beach Park
DLNR	(1) 3-1-042:006		Oahu	303.19	Diamond Head State Park
DLNR	(1) 3-1-042:007		Oahu	4.916	Diamond Head Reservoir Lot
DLNR	(1) 3-1-042:009		Oahu	46.752	Kapiolani Community College
DLNR	(1) 3-1-042:010		Oahu	2.941	Diamond Head State Park
DLNR	(1) 3-1-042:011		Oahu	7.878	Diamond Head State Park
DLNR	(1) 3-1-042:012		Oahu	1.461	Dog Park

Fee Owner	TMK	Alternate ID	Island Name	Parcel Acreage	Land Use
DLNR	(1) 3-1-042:013		Oahu	1.906	West Portal Site
DLNR	(1) 3-1-042:014		Oahu	145.323	Diamond Head State Park
DLNR	(1) 3-1-042:015		Oahu	3.11	Diamond Head State Park
DLNR	(1) 3-1-042:017		Oahu	6.465	Diamond Head State Park
DLNR	(1) 3-1-042:018		Oahu	10.468	Diamond Head Reservation
DLNR	(1) 3-1-042:020		Oahu	6.703	West Portal Site
DLNR	(1) 3-1-042:021		Oahu	19.25	Diamond Head State Park
DLNR	(1) 3-1-042:027		Oahu	2.01	Diamond Head Reservation
DLNR	(1) 3-1-042:029		Oahu	1	Diamond Head Reservation
DLNR	(1) 3-1-042:030		Oahu	2.157	Diamond Head Reservation
DLNR	(1) 3-1-042:033		Oahu	4.8	TMK not found
DLNR	(1) 3-1-042:034		Oahu	4.291	Diamond Head Reservation
DLNR	(1) 3-1-042:035		Oahu	6.535	Diamond Head Reservation
DLNR	(1) 3-1-042:038		Oahu	14.71	Diamond Head State Park
DLNR	(1) 3-1-042:039		Oahu	4.616	Diamond Head Reservation
DLNR	(1) 3-1-042:040		Oahu	5.2	Diamond Head Reservation
DLNR	(1) 3-1-043:001		Oahu	133.681	Kapiolani Park
DLNR	(1) 3-1-043:002		Oahu	1.252	Fire Station
DLNR	(1) 3-1-043:007		Oahu	1.668	Kapiolani Park
DLNR	(1) 3-1-043:013		Oahu	9.2	Kapiolani Park
DLNR	(1) 3-1-047:003		Oahu	3.241	Fort Ruger Park
DLNR	(1) 3-2-007:003		Oahu	1.239	Kuhale Kapahulu
DLNR	(1) 3-2-030:001		Oahu	2.735	Diamond Head Theatre
DLNR	(1) 3-2-031:001		Oahu	6.662	U of Hawaii
DLNR	(1) 3-2-033:003		Oahu	1.391	U of Hawaii
DLNR	(1) 3-2-042:020		Oahu	1.002	New Kaimuki Branch Library Site
DLNR	(1) 3-3-003:019		Oahu	5.409	Aliolani Junior High School
DLNR	(1) 3-3-056:006		Oahu	103.652	P-1 Preservation (Commercial Trail)
DLNR	(1) 3-4-002:002		Oahu	6.213	Palolo Elementary School
DLNR	(1) 3-4-003:001		Oahu	1.574	Homestead lease
DLNR	(1) 3-4-003:004		Oahu	1.248	Long-term lease
DLNR	(1) 3-4-003:009		Oahu	1.183	Long-term lease
DLNR	(1) 3-4-003:010		Oahu	1.08	Homestead lease
DLNR	(1) 3-4-004:002		Oahu	1.097	Palolo Elementary School

Fee Owner	TMK	Alternate ID	Island Name	Parcel Acreage	Land Use
DLNR	(1) 3-4-007:009		Oahu	10.864	Palolo Housing Area
DLNR	(1) 3-4-007:010		Oahu	6.9	Palolo Housing Area
DLNR	(1) 3-4-007:013		Oahu	3.208	Palolo Housing Area
DLNR	(1) 3-4-008:002		Oahu	10.753	Palolo Housing Area
DLNR	(1) 3-4-010:002		Oahu	22.432	P-1 Preservation (Commercial Trail)
DLNR	(1) 3-4-010:003		Oahu	49.863	Honolulu Watershed Forest Reserve
DLNR	(1) 3-4-010:009		Oahu	104.766	Honolulu Watershed Forest Reserve
DLNR	(1) 3-4-015:006		Oahu	14.775	Honolulu Watershed Forest Reserve
DLNR	(1) 3-4-015:007		Oahu	10.304	Honolulu Watershed Forest Reserve
DLNR	(1) 3-4-022:001		Oahu	691.9	Honolulu Watershed Forest Reserve
DLNR	(1) 3-4-033:001		Oahu	3.6	P-1 Preservation District
DLNR	(1) 3-5-021:001		Oahu	9.852	Walaikē Neighborhood Park
DLNR	(1) 3-5-022:023		Oahu	1.494	Wailupe Beach Park
DLNR	(1) 3-6-004:004		Oahu	999.921	Honolulu Watershed Forest Reserve
DLNR	(1) 3-7-004:002		Oahu	263	P-1 Preservation District
DLNR	(1) 3-8-001:001		Oahu	1.435	Paiko Lagoon Wildlife Sanctuary
DLNR	(1) 3-8-001:001	(1) 3-8-001:001-A	Oahu	33.739	Paiko Lagoon Wildlife Sanctuary
DLNR	(1) 3-8-001:070		Oahu	1.072	Paiko Lagoon Wildlife Sanctuary
DLNR	(1) 3-8-001:072		Oahu	1.891	Paiko Lagoon Wildlife Sanctuary
DLNR	(1) 3-8-001:073		Oahu	3.244	Paiko Lagoon Wildlife Sanctuary
DLNR	(1) 3-8-003:032		Oahu	3.233	Kuliouou Beach Park
DLNR	(1) 3-8-004:001		Oahu	2.118	P-1 Preservation District
DLNR	(1) 3-8-011:001		Oahu	112.037	P-1 Preservation District
DLNR	(1) 3-8-012:001		Oahu	369	P-1 Preservation (Commercial Trail)
DLNR	(1) 3-8-016:081		Oahu	1.289	Kuliouou Neighborhood Park
DLNR	(1) 3-8-016:083		Oahu	3.12	Kuliouou Neighborhood Park
DLNR	(1) 3-8-017:082		Oahu	1.634	Kuliouou Reservoir
DLNR	(1) 3-9-007:011		Oahu	3.483	Maunalua Beach Park
DLNR	(1) 3-9-007:034		Oahu	7.057	Maunalua Beach Park
DLNR	(1) 3-9-011:002		Oahu	304.83	Kaiwi State Scenic Shorelines
DLNR	(1) 3-9-011:007		Oahu	25.31	Kaiwi State Scenic Shorelines
DLNR	(1) 3-9-012:000	(1) 3-9-012:000-A	Oahu	101	TMK not found
DLNR	(1) 7-1-001:004		Oahu	5	TMK not found
DLNR	(1) 7-2-001:001		Oahu	229.814	P-1 Preservation District

Fee Owner	TMK	Alternate ID	Island Name	Parcel Acreage	Land Use
DLNR	(1) 7-2-001:006		Oahu	4390	P-1 Preservation District
DLNR	(1) 7-3-007:005		Oahu	1	Road maintenance shed
DLNR	(1) 7-3-013:008		Oahu	2.774	Conservation / urban
DLNR	(1) 7-3-013:009		Oahu	2.344	Urban land use
DLNR	(1) 7-4-006:012		Oahu	1.724	Wahiawa Civic Center
DLNR	(1) 7-4-007:006		Oahu	4	Wahiawa Police Station
DLNR	(1) 7-4-017:001		Oahu	26.917	Public Park and Recreation Area
DLNR	(1) 7-5-027:002		Oahu	7.69	Iliahi Elementary School
DLNR	(1) 7-6-001:002		Oahu	3.87	Armory Site
DLNR	(1) 7-6-001:002	(1) 7-6-001:002-B	Oahu	1.181	Armory Site
DLNR	(1) 7-6-001:003		Oahu	23.44	Wahiawa Intermediate School
DLNR	(1) 7-6-001:004		Oahu	1.296	Wahiawa Intermediate School
DLNR	(1) 7-6-001:006		Oahu	65.96	Wahiawa Freshwater State Park
DLNR	(1) 7-6-001:007		Oahu	2.47	Lanakila Rehabilitation Center
DLNR	(1) 7-7-001:002		Oahu	18.57	Wheeler Elementary and Intermediate School
DLNR	(1) 7-7-001:003		Oahu	10.666	Wahiawa Second Elementary School
DLNR	(1) 9-1-001:022		Oahu	8.469	Campbell School Complex
DLNR	(1) 9-1-005:000	(1) 9-1-005:000-A	Oahu	28	TMK not found
DLNR	(1) 9-1-012:060		Oahu	11.725	Keoneula Elementary School
DLNR	(1) 9-1-013:003		Oahu	14.458	Barbers Point Elementary School
DLNR	(1) 9-1-013:032		Oahu	752.24	Kalaeloa Airport
DLNR	(1) 9-1-013:033		Oahu	45.597	Kalaeloa Airport
DLNR	(1) 9-1-013:046		Oahu	7.316	Kalaeloa Airport
DLNR	(1) 9-1-013:070	(1) 9-1-013:070-A	Oahu	112.615	Kalaeloa Cultural Heritage Park
DLNR	(1) 9-1-014:008		Oahu	205	Barbers Point Harbor
DLNR	(1) 9-1-014:024		Oahu	242.568	Barbers Point Harbor
DLNR	(1) 9-1-014:028		Oahu	1.678	Barbers Point Harbor
DLNR	(1) 9-1-016:008		Oahu	31.915	Agricultural Land (Larry Jeffs)
DLNR	(1) 9-1-016:040		Oahu	10.718	Kapolei Elementary School
DLNR	(1) 9-1-016:074		Oahu	45.068	Kapolei High School
DLNR	(1) 9-1-016:082		Oahu	20	Kapolei Middle School
DLNR	(1) 9-1-016:149		Oahu	15.274	TMK not found
DLNR	(1) 9-1-017:002		Oahu	7.984	TMK not found

Fee Owner	TMK	Alternate ID	Island Name	Parcel Acreage	Land Use
DLNR	(1) 9-1-017:003		Oahu	7.758	Remnant Road
DLNR	(1) 9-1-017:045		Oahu	1.312	Remnant Road
DLNR	(1) 9-1-017:094		Oahu	20.512	North South Road (Empty Lot)
DLNR	(1) 9-1-017:095		Oahu	8.962	North South Road
DLNR	(1) 9-1-017:096		Oahu	72.627	North South Road
DLNR	(1) 9-1-017:097		Oahu	36.365	Agricultural Land
DLNR	(1) 9-1-017:098		Oahu	3.989	North South Road
DLNR	(1) 9-1-017:106		Oahu	18.007	Agricultural Land
DLNR	(1) 9-1-017:108		Oahu	11.942	Agricultural Land
DLNR	(1) 9-1-017:110		Oahu	54.415	Agricultural Land
DLNR	(1) 9-1-018:005		Oahu	65.999	Agricultural Land (Larry Jeffs)
DLNR	(1) 9-1-018:007		Oahu	3.504	Water Tank Reservoir
DLNR	(1) 9-1-018:008		Oahu	40.731	Agricultural Land (Larry Jeffs)
DLNR	(1) 9-1-026:026	(1) 9-1-026:026-A	Oahu	182.63	Intensive Industrial District (Leach Field)
DLNR	(1) 9-1-031:001		Oahu	110.106	Urban land use
DLNR	(1) 9-1-031:025		Oahu	6.685	Kalaeloa Agricultural Park
DLNR	(1) 9-1-031:026		Oahu	3.769	Kalaeloa Agricultural Park
DLNR	(1) 9-1-031:037		Oahu	3.63	Animal byproduct recycling
DLNR	(1) 9-1-069:027		Oahu	18.67	Ewa Makai Middle School
DLNR	(1) 9-1-074:037		Oahu	2.628	Barbers Point Harbor
DLNR	(1) 9-1-074:038		Oahu	2.715	Barbers Point Harbor
DLNR	(1) 9-1-088:005		Oahu	7.145	TMK not found
DLNR	(1) 9-1-088:014		Oahu	3.088	Kapolei Public Library
DLNR	(1) 9-1-102:028		Oahu	8.022	Ewa II Elementary School
DLNR	(1) 9-1-160:024		Oahu	12.349	Kapolei II School Site
DLNR	(1) 9-2-003:015	(1) 9-2-003:015-A	Oahu	15.283	TMK not found
DLNR	(1) 9-2-005:012		Oahu	2.436	Honolulu Community Action Program
DLNR	(1) 9-2-005:014		Oahu	31.31	P-1 Preservation District
DLNR	(1) 9-2-005:025		Oahu	3592.783	P-1 Preservation District
DLNR	(1) 9-2-009:082		Oahu	7.131	Makakilo Elementary School
DLNR	(1) 9-2-019:022		Oahu	7.187	Makakilo Waena Elementary School
DLNR	(1) 9-3-001:004		Oahu	21.72	Pouhala Wildlife Sanctuary

Fee Owner	TMK	Alternate ID	Island Name	Parcel Acreage	Land Use
DLNR	(1) 9-3-001:012		Oahu	17.37	Sewer use
DLNR	(1) 9-3-002:027		Oahu	6.72	Sewer use
DLNR	(1) 9-4-001:030		Oahu	1.492	Waipahu High and Intermediate School
DLNR	(1) 9-4-002:080		Oahu	150	Agriculture Park
DLNR	(1) 9-4-005:047		Oahu	8.173	Mililani Ouka Elementary School
DLNR	(1) 9-4-007:068		Oahu	4.12	Waikele Elementary School
DLNR	(1) 9-4-007:069		Oahu	6	Waikele Elementary School
DLNR	(1) 9-4-008:017		Oahu	1.048	Public Health Purposes
DLNR	(1) 9-4-008:025		Oahu	18.96	Waipahu High and Intermediate School
DLNR	(1) 9-4-010:027		Oahu	2.803	General Preservation (stream corridor)
DLNR	(1) 9-4-010:040		Oahu	4.464	Waipahu School
DLNR	(1) 9-4-011:026		Oahu	3.68	Homestead lease
DLNR	(1) 9-4-011:029		Oahu	2.71	Homestead lease
DLNR	(1) 9-4-011:030		Oahu	1.069	Homestead lease
DLNR	(1) 9-4-011:037		Oahu	1.116	Homestead lease
DLNR	(1) 9-4-011:067		Oahu	1.069	Leeward District Office Site
DLNR	(1) 9-4-011:104		Oahu	1.793	Remnant Road
DLNR	(1) 9-4-012:001		Oahu	14.29	Agricultural Purposes
DLNR	(1) 9-4-012:002		Oahu	487.049	Agricultural Purposes
DLNR	(1) 9-4-012:003		Oahu	76.926	Agricultural Purposes
DLNR	(1) 9-4-012:011		Oahu	42.168	Agriculture / Urban
DLNR	(1) 9-4-017:052		Oahu	4.511	Waipahu/Leeward Civic Center
DLNR	(1) 9-4-046:001		Oahu	5.957	Highway Interchange
DLNR	(1) 9-4-053:117		Oahu	6.085	Honowai Elementary School
DLNR	(1) 9-4-059:072		Oahu	9.493	August Ahrens School
DLNR	(1) 9-4-059:074		Oahu	2.702	August Ahrens School
DLNR	(1) 9-4-107:098		Oahu	6	Hoaeae Elementary School
DLNR	(1) 9-4-115:023		Oahu	6	Crestview Elementary School
DLNR	(1) 9-5-001:039		Oahu	5.885	Mililani Waena School
DLNR	(1) 9-5-001:054		Oahu	26.432	Mililani School
DLNR	(1) 9-5-001:055		Oahu	17.532	Mililani School
DLNR	(1) 9-5-002:040		Oahu	15.475	Mililani Mauka Intermediate School

Fee Owner	TMK	Alternate ID	Island Name	Parcel Acreage	Land Use
DLNR	(1) 9-5-002:046		Oahu	11.866	Mililani Mauka II
DLNR	(1) 9-5-044:142		Oahu	1.222	Highway interchange
DLNR	(1) 9-5-048:052		Oahu	1.519	Mililani Library Site
DLNR	(1) 9-5-049:006		Oahu	9.317	Mililani Mauka Elementary School
DLNR	(1) 9-6-002:027		Oahu	1.632	Highway Access
DLNR	(1) 9-6-003:049		Oahu	2.586	Highway Access
DLNR	(1) 9-6-004:020		Oahu	3	National Guard Armory
DLNR	(1) 9-6-005:011		Oahu	157.875	Waiawa Correctional Facility
DLNR	(1) 9-6-005:012		Oahu	22.611	unencumbered, remote
DLNR	(1) 9-7-019:035		Oahu	4.703	Affordable Senior and Rental Housing Project
DLNR	(1) 9-7-019:049		Oahu	6.506	Housing
DLNR	(1) 9-7-022:001		Oahu	2.538	Multi-Agency Use
DLNR	(1) 9-7-022:011		Oahu	4.59	Pachoco Neighborhood Park
DLNR	(1) 9-7-023:009		Oahu	4.278	Corporation Yard
DLNR	(1) 9-7-023:016		Oahu	3.214	Queen Liliokalani Freeway
DLNR	(1) 9-7-025:001		Oahu	242.094	Waimano Home
DLNR	(1) 9-7-025:002		Oahu	240.537	P-1 Preservation District
DLNR	(1) 9-7-025:004		Oahu	83.57	Waimano Home
DLNR	(1) 9-7-025:006		Oahu	1.642	Waimano Home
DLNR	(1) 9-7-025:008		Oahu	223.762	Waimano Home
DLNR	(1) 9-7-025:010		Oahu	33.947	Waimano Valley State Park
DLNR	(1) 9-7-025:020		Oahu	90	Waimano Home
DLNR	(1) 9-7-025:029		Oahu	2	Waimano Home
DLNR	(1) 9-7-026:001		Oahu	1030	P-1 Preservation District
DLNR	(1) 9-7-026:002		Oahu	670	P-1 Preservation District
DLNR	(1) 9-7-068:004		Oahu	4.107	Manana Neighborhood Park
DLNR	(1) 9-7-068:005		Oahu	6.656	Manana Elementary School
DLNR	(1) 9-7-094:026		Oahu	1.286	Pearl City Branch Library
DLNR	(1) 9-8-011:006		Oahu	7.613	no encumbrances
DLNR	(1) 9-8-013:014		Oahu	3.697	Strip Mall
DLNR	(1) 9-8-013:028		Oahu	7.289	Pearl Ridge Elementary School
DLNR	(1) 9-8-013:029		Oahu	9.117	Pearl Ridge Community Park
DLNR	(1) 9-8-019:002		Oahu	2.597	Rainbow Bay State Park


Fee Owner	TMK	Alternate ID	Island Name	Parcel Acreage	Land Use
DINR	(1) 9-8-024:084		Oahu	2.668	no encumbrances, Waimalu Stream banks
DINR	(1) 9-8-050:071		Oahu	6.656	Waiiau Second Elementary School
DINR	(1) 9-8-052:002		Oahu	31.428	Waiiau District Park
DINR	(1) 9-9-001:012		Oahu	7.287	Pearl Harbor Kai Elementary School
DINR	(1) 9-9-003:055		Oahu	2.57	Energy Corridor Halawa
DINR	(1) 9-9-003:061		Oahu	87.879	Energy Corridor Halawa
DINR	(1) 9-9-003:071	(1) 9-9-003:071-B	Oahu	4.788	Aloha Stadium
DINR	(1) 9-9-004:004		Oahu	1.735	Rainbow Bay State Park
DINR	(1) 9-9-005:001		Oahu	30.889	Halawa Heights Elementary School
DINR	(1) 9-9-005:004		Oahu	8.179	Aiea School
DINR	(1) 9-9-006:020		Oahu	4.425	Napuanani Park
DINR	(1) 9-9-007:003		Oahu	3.9	TMK not found
DINR	(1) 9-9-008:001		Oahu	42.3	Preservation Land
DINR	(1) 9-9-009:013		Oahu	33.773	Preservation Land
DINR	(1) 9-9-010:028		Oahu	1.129	Conservation Land
DINR	(1) 9-9-010:030		Oahu	31.091	Halawa Correctional Facility
DINR	(1) 9-9-010:034		Oahu	14.921	Animal Quarantine
DINR	(1) 9-9-010:034	(1) 9-9-010:034B	Oahu	5.784	TMK not found
DINR	(1) 9-9-010:046		Oahu	21.647	Part of the AQ site
DINR	(1) 9-9-010:052		Oahu	12.943	Conservation Land
DINR	(1) 9-9-010:054		Oahu	9.662	Animal Quarantine
DINR	(1) 9-9-010:055		Oahu	1.617	Vector Control Facility
DINR	(1) 9-9-011:003		Oahu	384.54	Ke'aiwa Heiau State Park
DINR	(1) 9-9-012:006		Oahu	1.572	Aiea Cemetery
DINR	(1) 9-9-019:002		Oahu	3.143	no encumbrances
DINR	(1) 9-9-071:053		Oahu	1.57	Radford High School Addition
DINR	(1) 9-9-072:045		Oahu	1.468	Non-potable Water System
DINR	(1) 9-9-075:028		Oahu	8.182	Makalapa Elementary School
DINR	(1) 9-9-999:002		Oahu	277	TMK not found
DINR	(1) 9-9-999:003		Oahu	155	TMK not found
DINR	(1) 9-9-999:004		Oahu	41	TMK not found
DINR	(1) 9-9-999:005		Oahu	920	TMK not found

Appendix F: Interim Architectural Space Program and Site Fit Study

Oahu Community Correctional Center

October 27, 2017

Revised May 30, 2018



Prepared for:

State of Hawaii
Department of Accounting and General Services
Department of Public Safety

Prepared by:

integrus
ARCHITECTURE



Part 1: Interim Architectural Space Program

Oahu Community Correctional Center

Date: October 2017



State of Hawaii
Department of Accounting and General Services
Department of Public Safety

Prepared by:
integrus
ARCHITECTURE

ahl.

INTERIM ARCHITECTURAL SPACE PROGRAM

Table of Contents

	Page
● Introduction	2
● Summary	3
● OCCC - Male Facility – Narrative/Space Lists/Diagrams	
1.0 Administration.....	8
2.0 Visitation.....	11
3.0 Intake/Transfer/Release	13
4.0 Intake Services Center.....	16
5.0 Security Operations	18
6.0 Inmate Program Services.....	21
7.0 Medical/Mental Health Services.....	24
8.0 Food and Laundry Services.....	28
9.0 Physical Plant Operations.....	31
10.0 Inmate Housing – Male	34
11.0 Male Pre-Release Facility	46
● Appendix A: Facility Configuration Options	52



OCCC Current Satellite View

Introduction

What is Programming?

Programming is a process of exploring project goals, facts, concepts, and needs, leading to a project definition that addresses function, form, economy, and in some ways, time. Programming is problem seeking (defining); design is problem solving. The architectural program is based on a combination of interviews with stakeholders, analysis, and work sessions for decision making. The process includes distinguishing the differences between wants and needs.

Oahu Community Correctional Center Replacement Program

Key to the OCCC Replacement Program is determining the type and number of detained persons to be housed and served in the facility. To this end, a 10-year Inmate Population Forecast was prepared estimating that there will be 959 male and 281 female jail detainees and 392 rated corrections Pre-Release inmates. The OCCC Replacement Program addresses only the male population. The Architectural program is based on 1,044 rated detention beds and 384 corrections Pre-Release beds, of which 96 will continue to be housed at the existing Laumaka Work Furlough Center. A physical separation between corrections Pre-Release inmates and Detention inmates is planned. The current program of 1,044 rated detention beds is higher than the estimated population projections, but is less than the recommended design contingency which is 10% over projected capacity. These additional beds provide the means for the facility to address spikes in the daily population and affords the administration the ability to separate varying inmate classifications.

With the determination of the number and type of inmates/detainees, the housing requirements and sizes are developed based on module sizes; 72-bed, 36-bed, and 48-bed. Most inmate services such as food, medical, and programs will be delivered at the housing units. The facility population influences support facilities such as: kitchen, laundry, program support/education, administration, security, warehouse/shop, and central plant. These quantities and sizes are recorded on space lists in the program, with the functional intent graphically represented in the form of relationship diagrams. The program, functionality, and quantity is documented in the form of relationships and square footage.

What is Design?

Design is the process of developing solutions for the project goals, requirements, and needs. In the case of the OCCC Replacement Program, an acceptable site for a new facility must be located. The site identify and evaluation process is addressed separately. As design commences, there is a verification of the planning assumptions and the program requirements. The planning team has prepared three diagrammatic options to be used as templates to test various sites for acceptability (see Appendix A.) The three are: Low-Rise (single story), Mid-Rise (3-5 stories), and High-Rise (6-8 stories). The respective "footprints" will be applied to the different alternative OCCC sites.

Once the preferred site is selected, the design process proceeds to the Schematic Design phase. In this step, the basic arrangements of spaces are given physical shape. Major circulation paths, lines of separation/security, and respective volumes are established. If the facility is to be Mid-Rise or High-Rise, vertical circulation systems are defined along with major mechanical and electrical systems. The initial architectural expression of the facility is developed in this phase.

When schematic design is approved, the process progresses with the exploration and selection of building systems and establishment of materials. Greater and greater detail is developed in the design until the design drawings and specifications are ready for a construction contractor to build the facility.

Summary

Architectural Space Programming

The Architectural program is closely married to the intended operational program for the facility. The operational intent was established by the leadership of the Hawaii Department of Public Safety (PSD) and conveyed to the planning team through several interactive planning workshops. An architectural program is a thorough and systematic investigation of the functional requirements of a facility. The results are a tabulation of spaces that support the functions, space sizes, and space relationships which support the goals of the owner.

It should be noted that this generation of the Interim Architectural Space Program is based on OCCC Sentenced and Pre-Trial, as well as the Pre-Release facility being co-located at one location or site. This program does not include the existing Pre-Release facility known as Laumaka, which houses 96 male inmates. If the site identification and evaluation process proceeds and components are not co-located, the program will change. For example, some program elements such as the kitchen are centralized; if sites are geographically dispersed, it may be necessary to consider multiple kitchens.

The intended operational (rated) capacity for the facility was developed in a similar manner to the program through workshops with PSD officials. The 10-Year Inmate Forecast is the basis for sizing the facility. In this section, the near-term planning horizon is for 10 years; projections beyond 10 years become undependable for planning since the influences can change substantially. The site identification and evaluation process should include the ability of the facility to expand.

The facility size will be based on a Rated Capacity. This is the capacity of the facility as it meets American Correctional Association (ACA) standards for housing. Rated capacity does not include short-term beds that may be in segregation, medical unit, or mental health units. It is intended that those inmates will eventually return to their assigned housing units. The design capacity may differ from the intended rated capacity. Good management practices always provide for a percentage of unoccupied beds so that individuals can be moved around the facility as may be appropriate.

The 10-Year Inmate Forecast, dated December 7, 2016, reports that current trends indicate that the number of inmates will decrease over the planning timeframe.

Physical space provisions comply with the most current American Corrections Association Standards (ACA Performance Based Standards for Adult Detention Facilities 4th Edition and 2012 Supplement Manual). The Prison Rape Elimination Act (PREA) is also a major operational and design consideration.

In addition to Housing, spaces are provided for essential elements such as Administration, Intake, Security, Medical/Mental Health Services, Food/Laundry Services, and Physical Plant. The housing components are subdivided based on status and classification of the occupants. Females will be processed through Intake/Transfer/Release then moved to the Women's Community Correctional Center (WCCC). With this exception, OCCC will be an adult male-only facility.

OCCC housing groups are divided into several categories, both by classification and by status, Pre-Trial or Sentenced. Sentenced inmates at OCCC are those that are serving one year less one day. These populations can be further divided by legal status including sentenced felons, sentenced felons-probation, sentenced misdemeanants, pre-trial felons, pre-trial misdemeanants, parole violators, and probation violators. Classification chart follows:

OCCC FY26 DETENTION FORECAST FOR MALES BY LEGAL STATUS AND CUSTODY CLASSIFICATION							
	MAXIMUM	CLOSE	MEDIUM	MINIMUM	COMMUNITY	TOTAL	PERCENT
Sentenced Felons	0.0	1.7	11.1	4.2	75.1	92.1	9.6%
Sentenced Felons-Probationers	0.2	0.7	26.7	16.6	107.9	152.2	15.9%
Sentenced Misdemeanants	0.2	0.0	6.9	2.2	62.1	71.4	7.5%
Parole Violators	0.0	0.5	4.4	1.2	0.0	6.1	0.6%
Probation Violators	0.5	0.0	45.8	20.7	141.2	208.1	21.7%
Pretrial Felons	3.0	0.0	100.3	34.0	221.0	358.2	37.4%
Pretrial Misdemeanants	0.0	0.0	3.9	1.7	62.2	67.8	7.1%
Other Jurisdiction	0.0	0.0	0.0	0.3	2.0	2.2	0.2%
TOTAL	4	3	199	81	671	958	100.0%
PERCENT	0.4%	0.3%	20.8%	8.4%	70.1%	100.0%	

This space program defines the basic organization of the physical plant of the facility in terms of functionality and size. The facility is organized into distinct functional units; each assigned net and gross square footage represented in table form. The net area is that space which is usable. The Departmental Grossing Factor (DGSF) adds wall thickness, structure, circulation, mechanical and electrical space requirements which are over and above the net area (in square feet). This will vary from section to section. Space tables are accompanied by narrative and functional relationship diagrams starting on Page 6. Different sections of the facility are individually assigned a Departmental Grossing Factor; an additional Building Grossing Factor is added when all spaces are summarized.

Good planning practices suggest that housing configurations be standardized to be flexible as the population and classification complexity of the facility changes over time, which can be expected with future changes in policy or enforcement. In later sections, housing will be discussed in terms of modules that are standardized where possible.

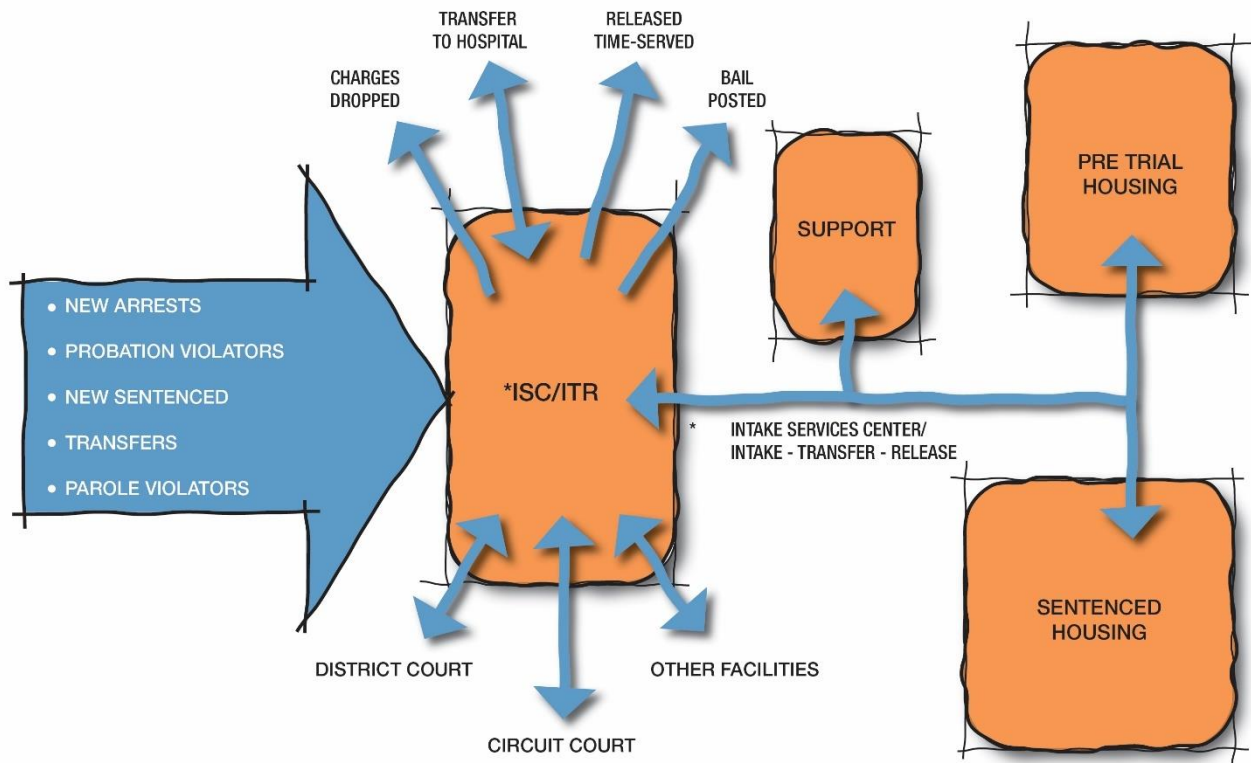
The plan addresses the OCCC Sentenced and Pre-Trial male populations. Additionally, the plan provides for male Pre-Release or Re-Entry inmates (including such programs as Work Furlough and Day Reporting). This male population is separated from the Sentenced/Pre-Trial male population. They all may be located on the same site or on two sites that are relatively close to each other. This program provides adequate facilities for both options. Placing the two facilities in close relationship will allow for efficiency in some program areas such as food and medical services. If they are at a distance from one another, travel distance could lead to providing two kitchens or two clinics.

Facilities for the female population are not addressed in this document. Should the Sentenced, Pre-Trial, and Pre-Release facilities be located on multiple sites, or become a high-rise configuration, this program should be revisited.

The facility will include a secure perimeter with a configuration that will be a function of the site that is ultimately selected. Some functions will be located outside of the perimeter while most will be inside of the secure perimeter.

OCCC is planned to place staff in positions which optimize their ability to manage those inmates they supervise. Under this management model, services are distributed to the housing units as much as possible, thus limiting the amount of inmate movement. This approach gives staff greater control and enhances secure operations.

Due to the nature of the facility, access to and movement within OCCC is limited and controlled. Public access is limited to administrative and visitation areas. Staff enter the facility through the main entry and pass through screening and a secure entry, to the inner portions of the facility. Inmate access is only through the Intake/Transfer/Release area. The facility is segmented into functional zones, each of which may have different operation schedules. When each is not in use, it is locked down for security reasons. Inmate movement around the facility is limited and escorted. Movement patterns will differ depending on the facility site size and organization. The movement patterns of a vertical facility will be much different from a horizontal facility.



ISC/ITR FLOW DIAGRAM

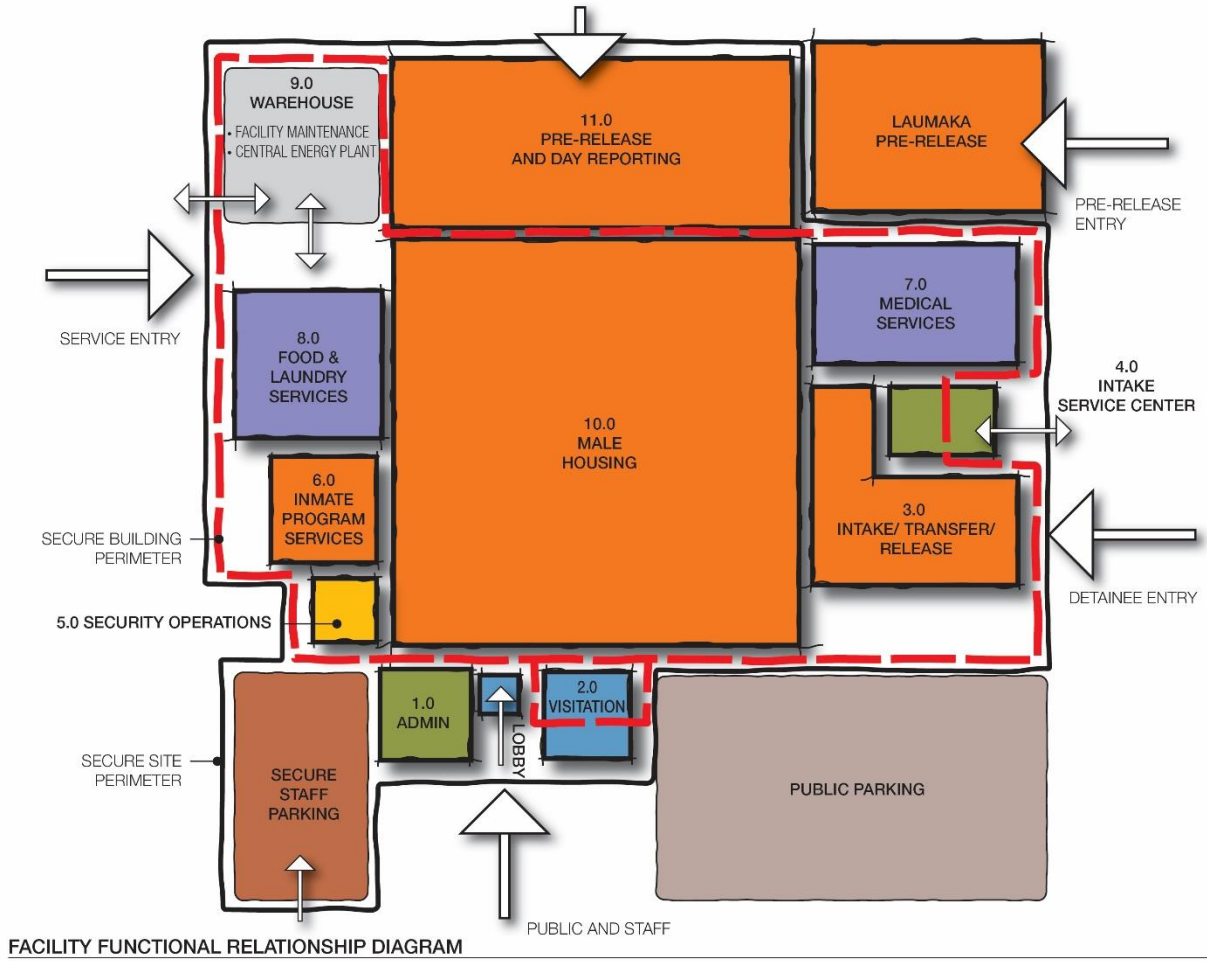
All inmates entering or departing the facility will pass through this area. New arrivals will be transported to the facility from the courts; HPD will transport arrested persons to court from the respective regional police stations. OCCC is responsible for transporting inmates to and from court after a first appearance. Some inmates that are being released will pass through this area as well. This section is in operation 24/7.

The custody flow for the Hawaii, Department of Public Safety at the existing Oahu Community Corrections Center is influenced by numerous aspects of the Justice System, primarily on Oahu. Arrivals could be new arrests, probation violators, new sentenced, transfers from other facilities/agencies, or parole violators. Departures may include release for time served, transfers to the hospital, charges dropped, or transfers to other facilities. Additionally, there is frequent movement back and forth to District and Circuit Court. These people all move through the Intake/Transfer/Release component of OCCC. Much of the critical record keeping and processing is managed by the Intake Services Center Assessment and Classification Unit, and as a result, the efficient organization of this component will be critical to the successful operation of the new facility.

This diagram is intended to demonstrate basic flow and relationships from the OCCC ITR/ISC perspective. The illustration is a general overview of the flow from the facility perspective. Much greater detail will be provided when looking at internal functional relationship diagrams and space lists, which will ultimately be translated into a design that fully respects and supports the ISC/ITR operations.

A space summary table and OCCC Facility diagram follow:

	Component	Net Useable Square Feet	Departmental Gross Square Feet
SPACE LIST SUMMARY FOR OCCC DETENTION MALE BEDS			
1.000	Administration	10,921	15,289
2.000	Visitation	5,138	7,193
3.000	Intake/Transfer/Release	14,910	23,111
4.000	Intake Service Center	3,177	4,448
5.000	Security Operations	3,500	4,900
6.000	Inmate Program Services	5,938	8,016
7.000	Medical Services	11,669	16,337
8.000	Food and Laundry Services	18,891	23,614
9.000	Physical Plant Operations	26,510	30,487
10.000	Inmate Housing - Male	127,140	196,925
	Subtotal NSF	227,794	
	TOTAL DGFSF		330,319
	Building Gross @ 15%		49,548
GRAND TOTAL BGSF			379,867
Site Influences			
	Staff Parking and Shift change allocation	300 @ 300 Sq. Ft.	90,000
	Public Parking Allocation	70 @ 300 Sq. Ft.	21,000
	Service Yard Allocation	LS 10,000	10,000
TOTAL SITE ALLOCATIONS			121,000
SPACE LIST SUMMARY FOR PRE-RELEASE MALE BEDS			
11.000	Pre-Release Center	63,943	99,280
	Subtotal NSF	63,943	
	TOTAL DGFSF		99,280
	Building Gross @ 15%		14,892
GRAND TOTAL BGSF			114,172
Site Influences			
	Staff Parking and Shift change allocation	130 @ 300 Sq. Ft.	39,000
	Public Parking Allocation	20 @ 300 Sq. Ft.	6,000
	Service Yard Allocation	See OCCC Allocation	-
TOTAL SITE ALLOCATIONS			45,000



1.0 Administration

The public and staff will enter the facility through the Administration section; everyone will pass through screening in the lobby. The public may have business with the facility administration, visiting an inmate, or attending court proceedings (such as video arraignments), which will be in the visitation area. A receptionist will direct the public; way finding will be provided to assist. The administrative section is located 'outside' of the facility secure perimeter and convenient for public and staff access through the lobby.

Top OCCC administration functions include the Warden, Deputy Warden, Chief of Security, as well as the facility Business Office; all of which have frequent interaction with visitors. Administrative staff support is located in this area. Staff support functions include locker, shower, and lavatory facilities. Additionally, a physical training area, along with offices, are located here as well.

The Armory, Security Equipment Storage, Emergency Operations Center, and Locksmith, which is located close to the Chief of Security, are essential services functions.

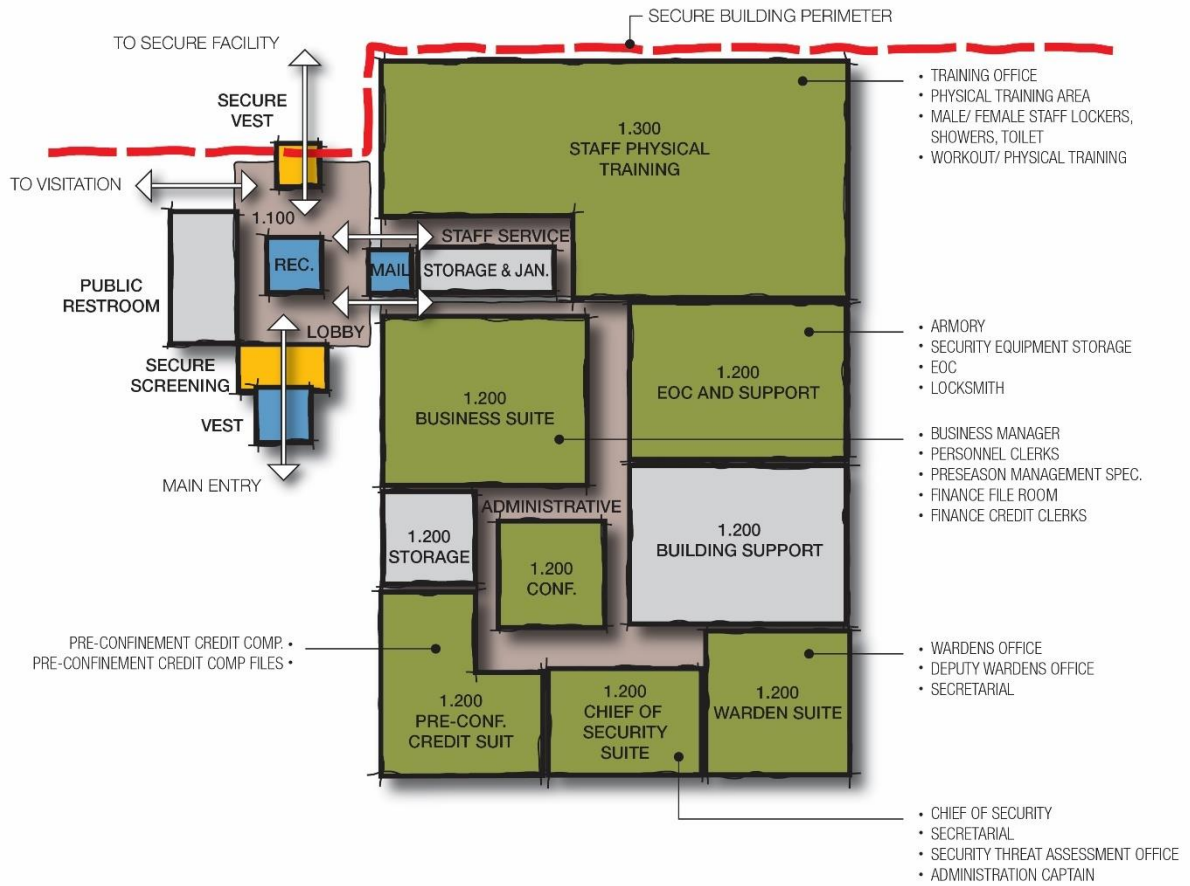
While much of the facility is a 24-hour operation divided among three shifts per day, the Administrative area is normally in use only during traditional business hours, (8 a.m. to 5 p.m., Monday through Friday). When not in use, this area will be locked down.

The program space lists and functional diagram follow:

Interim Space Program September 18, 2017						
Space		Spaces Requirements				Comments
Space #	Space Name	Persons or Items Per Area	Number of Areas	Space Standard	Square Feet	
1.0 ADMINISTRATION						
1.100	Entry Lobby					
1.101	Vestibule	1	1	80	80	Double door pairs / airlock with locking control
1.102	Receptionist	1	1	80	80	Window and transaction to Lobby
1.103	Public Restrooms	4	2	30	240	ADA accessible
1.104	Lobby	40	1	30	1,200	Seating for 10, Alt use as Media Event
1.105	Mail/Package/Receiving Room	2	1	70	140	Secured, adjacent to Lobby w/ separate entry, pass window
1.106	Security Screening Station	4	1	35	140	Metal detector, package X-ray scanner, work table - Everyone to go through security
1.107	Display Case	1	1	60	60	
1.108	Vending	1	1	60	60	3 vending machines - Located in the Lobby
1.109	Public Lockers	20	1	3	60	15"x15"x12" Coin operated
				Subtotal (NSF)	1,940	

1.200 Administrative Offices						
1.201	Waiting	4	1	15	60	
1.202	Warden	1	1	180	180	Private office; conference seating for 6; CCTV and inmate telephone monitors
1.203	Warden's Secretary 3	1	1	65	65	Workstation
1.204	Deputy Warden	1	1	140	140	Private office - Conference setting for 4.
1.205	Deputy Warden's Secretary/ Reception	1	1	65	65	Workstation
1.206	Conference Room	20	1	20	400	A/V capable, voice and data connections, CATV - Close proximity to Lobby, located between Warden (with door) and Deputy Warden.
1.207	Chief of Security (COS)	1	1	120	120	Private office; seat for 6, CCTV and inmate telephone monitors
1.208	Chief of Security Secretary I/ Off Asst III	2	1	65	130	Secure workstation
1.209	Security Threat Assessment	1	2	65	130	Workstation
1.210	Pre-Confinement Credit Computation	1	4	65	260	Workstation
1.211	Pre-Confinement Credit Computation File Room	1	1	200	200	File Room with Work Station
1.212	Administration Captain	1	1	80	80	Workstation
1.213	Armory	1	1	200	200	Lethal equipment, ammunition; vault construction dispense of weapons
1.214	Security Equipment Storage	1	1	250	250	Emergency response equipment, radio storage/issue, tactical equipment
1.215	Storage Room	1	1	100	100	Near EOC
1.216	EOC	20	1	30	600	Near Chief of security
1.217	Business Manager	1	1	100	100	Workstation
1.218	Personnel Unit Clerks	1	4	48	192	Workstations
1.219	Personnel Management Specialist Office/Files	1	2	80	160	Workstation
1.220	Secure File Room	1	1	200	200	
1.221	Finance Unit Clerks	1	8	48	384	Workstations
1.222	Locksmith	1	1	150	150	Work bench and equipment, key control
1.223	Storage/Supplies/Copy Room	1	1	200	200	Work table/counter, copier, fax machine, supplies, lockable files
1.224	IT Equipment Room and Storage	1	1	100	100	Lockable storage area @ 60 SF
1.225	Staff Toilet	1	2	60	120	ADA-compliant
1.226	Janitor's Closet	1	1	35	35	Service sink, mop rack, shelving
1.227	Staff Break Room	15	1	15	225	Sink, coffee maker, under-counter refrigerator, storage cabinets
1.228	Storage Closet	1	1	100	100	
1.229	Computer Server Room	1	1	300	300	UPS
1.230	Smoking Area	1	1	200	200	Outdoor patio - Covered
1.230	Small Conference	4	2	20	160	Shared area
				Subtotal (NSF)		5,606

1.300 Staff Services						
1.301	Male Staff Locker Room, Showers, Toilet, Lav.	60	1	18	1,080	Mix of locker sizes
1.302	Fem. Staff Locker Room, Showers, Toilet, Lav.	25	1	20	500	Mix of locker sizes
1.303	Staff Training Classroom	40	1	20	800	
1.304	Staff Workout and Physical Training	12	1	40	480	Training equipment, mats
1.305	Janitor's Closet	1	1	35	35	
1.306	Storage	1	2	150	300	
1.307	Training Office	1	3	60	180	Workstation
Subtotal (NSF)					3,375	
Total Area (NSF)					10,921	
Dept. Gross @ 40%					4,368	
TOTAL AREA (DGSF)					15,289	



1.0 ADMINISTRATION

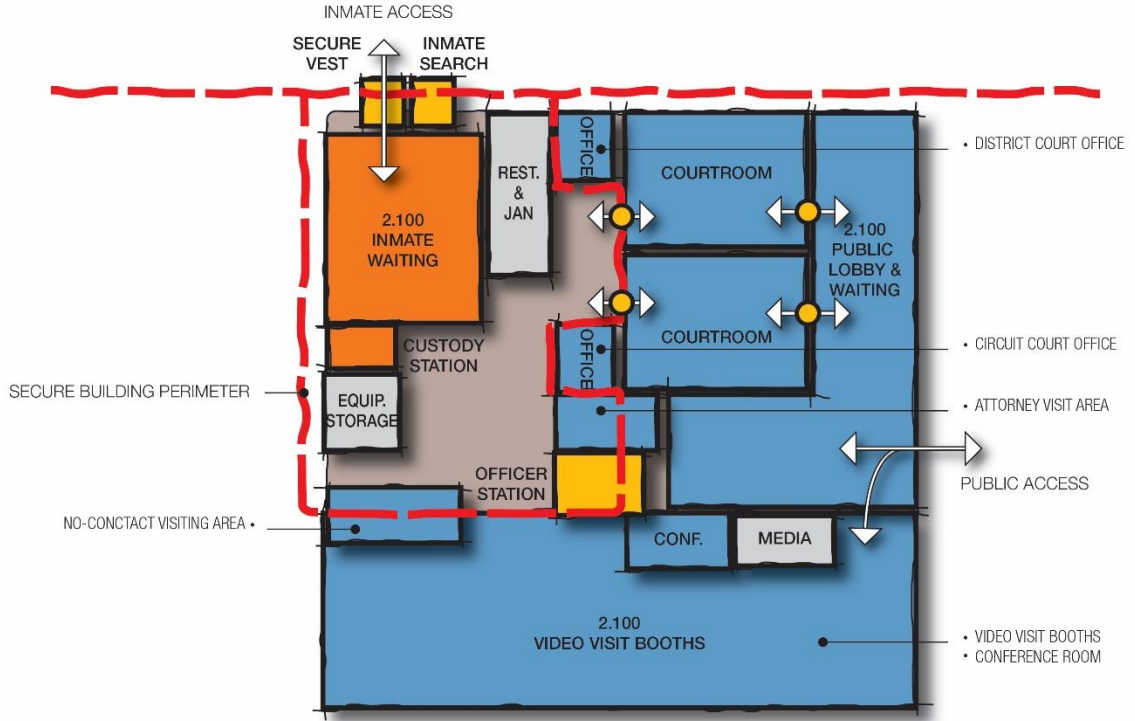
2.0 Visitation

Located partially outside of security, this area will include facilities for video visitation as well as limited court functions. Various technologies will be considered for this function. Persons visiting an inmate will enter this area from the lobby and use designated video visitation booths. Video visitation will be the standard; video booths will be provided; inmates will be using the video visitation booths in their respective housing units. The only contact visits allowed will be with attorneys. Additionally, a no-contact visit area is provided for limited use. Visits will be scheduled; the hours of operation for visitation may be adjusted from time to time as needed.

A separate section in this area will be dedicated for District Court and Circuit Court proceedings, many of which will be by video. A limited amount of space is provided for judicial staff adjacent the courtrooms. Inmates will be escorted to this area from 'inside' the secure area for their court appearance. Inmate waiting and processing spaces will be provided. Searches will be done before they are returned to their housing units. Attorney and limited public access to this area is from the public lobby. The hours of operation of this area will be determined by the courts calendar. When not in use, it will be locked down.

The program space list and functional diagram follow:

2.0 VISITATION						
2.100	Visitation					
2.101	Lobby and Waiting	30	1	10	300	Foyer, open seating Adjacent to entry lobby
2.102	Custody Station	1	1	48	48	
2.103	Video Visit Booths	60	1	20	1,200	Individual open booths w/ sound isolation
2.104	District Court Arraignment/Parole	10	1	40	400	
2.105	Circuit Court Motions	20	1	40	800	
2.106	Attorney Visit Area	4	2	20	160	(2) Non-Contact w/paper pass
2.106	Waiting - Inmate	8	2	15	240	
2.107	Conference Room	6	1	20	120	
2.108	Media	5	1	20	100	
2.109	Officer Station	1	1	100	100	
2.110	Equipment Storage	1	2	100	200	
2.111	Staff Toilet	1	2	60	120	ADA Compliant
2.112	Inmate Search/Restroom	2	2	60	240	(1) ADA Compliant
2.113	Security Vestibule	1	2	80	160	For Court Access
2.114	Janitor's Closet	1	1	35	35	Service sink, mop holder, storage shelving
2.112	Judge's office and support	5	2	35	350	Office, clerical, toilet
2.113	Non-contact visiting	2	5	20	200	One ADA compliant - adjacent to Video Visiting
2.114	Group Holding	5	2	30	300	Secure toilet - Bench seating
2.115	Single Holding cell	1	1	65	65	Secure toilet - Bench Seating
					Subtotal (NSF)	5,138
					Dept. Gross @ 40%	2,055
					TOTAL AREA (DGSF)	7,193



2.0 VISITATION

3.0 Intake/Transfer/Release (ITR)

The ITR function will be a secure bubble on the perimeter of the facility. It will be located close to the Medical section and convenient to the Intake Services Center. Both of those sections interact with inmates as they arrive at the facility.

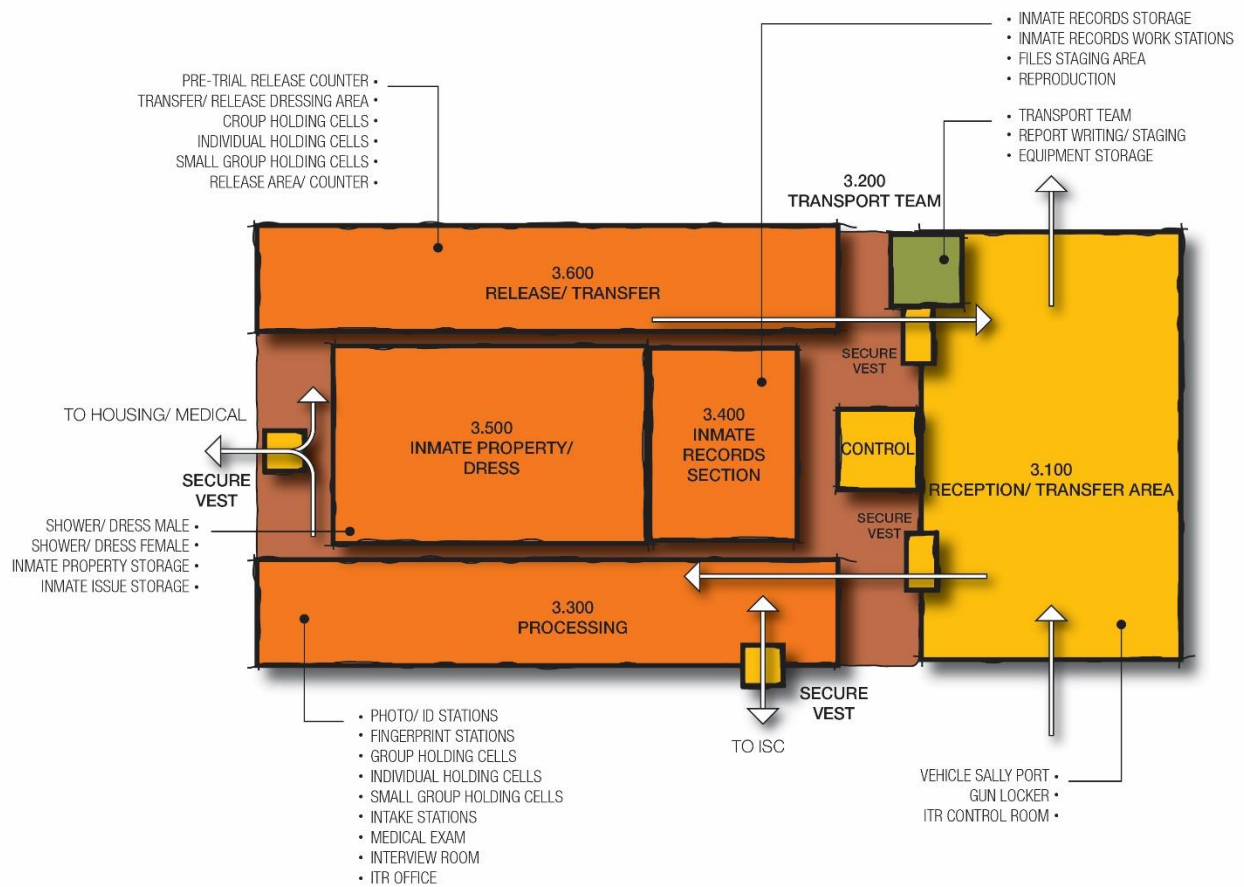
Transport vehicles will enter and leave through a vehicle sally port that is sized to hold one bus and as many as 8 vans at one time. Internal access to the ITR will be through a pedestrian sally port controlled from a central location. The ITR will be organized to have separate 'in' and 'out' flows and processes. The 'in' path will include a transfer of paperwork, identification processes, medical screening (including x-ray), interviews (ISC), transfer and storage of personal property, and clothing exchange for institutional uniforms. Persons returning from court will have an abbreviated entry process. Persons being released will receive their property, change clothing and process paperwork upon release. The property storage area will be designed to accommodate 1,200 inmates.

A number of holding cells are provided for different sizes of groups. The ITR will be the only location in the facility where there will be female inmates. Current planning indicates that the females will be transported to WCCC for housing. The design will not allow mixing of males and females. Males and females should never be in the same cell. All cells will be arranged so that there is good supervision by custody staff; the cells should be controlled from a central location. The program space lists and functional diagram follow:

Interim Space Program September 18, 2017						
Space		Spaces Requirements				Comments
Space #	Space Name	Persons or Items Per Area	Number of Areas	Space Standard	Square Feet	
3.0 INTAKE / TRANSFER / RELEASE						
3.100	Reception / Transport Area					
3.101	Vehicle Sally Port	NA	1	6,000	6,000	2 drive through lanes for buses in-line, diagonal parking for 6 transport vehicles
3.102	Gun Locker	1	1	20	20	On outside wall of Vehicle Sally Port
3.103	Intake / Release Control Room	1	1	80	80	
				Subtotal (NSF)		6,100
3.200	Transport Team					
3.201	Equipment Storage	1	1	60	60	Restraints in cabinets
3.202	Report Writing / Staging	6	1	20	120	Open counter
				Subtotal (NSF)		180

3.300 Intake Processing						
3.301	Secure Vestibule / Sally Port	8	1	20	160	
3.302	Photo ID Station	2	3	30	180	Open counter with 3 stations
3.303	Finger Print Station	2	3	25	150	
3.304	Group Holding Cell	10	4	15	600	Fixed wall bench, cuffing rings; separate males and females
3.305	Individual Holding Cell	1	6	50	300	Fixed wall bench, cuffing rings
3.306	Inmate Toilet	1	2	60	120	ADA-compliant, 1-male, 1-female
3.307	Small Group Holding Room	5	2	15	150	
3.308	Intake Station	1	4	60	240	Interview counter w/ privacy partitions; back up to records section w/ document pass
3.309	Medical/Mental Health Screening and Exam	3	2	35	210	Desk/workstation, exam table, sink, shelving
3.310	Exam / X-ray	3	1	40	120	
3.311	Interview	1	5	65	325	Interview counter w/ privacy partitions
3.312	Intake/Transfer/Release Officer	1	2	65	130	Workstation, view of booking area
3.313	Storage Closet	1	2	35	70	1-restraint equipment storage, 1-forms storage
3.314	Staff Toilet	1	2	60	120	ADA-compliant, 1-male, 1-female
3.315	Janitor's Closet	1	1	35	35	Service sink, mop holder, shelving
Subtotal (NSF)					2,910	
3.400 Inmate Records						
3.401	Inmate Records Storage	1	1	1000	1,000	Compact shelving
3.402	Inmate Records Work Stations	1	5	48	240	Cubicle workstations, may combine w/ Reproduction
3.403	Files Staging Area	1	1	150	150	May combine w/ Records Workstations
3.404	Reproduction	1	1	100	100	
Subtotal (NSF)					1,490	
3.500 Inmate Property / Dress						
3.501	Showers / Dress - Male	1	4	35	140	Separated drying area, one ADA-compliant. Pass window to Property Storage
3.502	Showers / Dress - Female	1	2	35	70	Separated drying area, ADA-compliant; adequate separation from male area. Pass window to Property Storage
3.503	Inmate Property Storage	1200	1	1.0	1,200	Stacked rail and shelf storage system. Contains inmate valuables storage, bulk items storage, collection / distribution passes to dressing/shower areas.
3.504	Inmate Issue Storage	500	1	2	1,000	Shelving, work counter, adjacent to property storage areas
Subtotal (NSF)					2,410	

3.600 Release / Transfer Area						
3.601	Pre-Trial Release Counter	1	4	60	240	Interview counter w/ privacy partitions (1) ADA
3.602	Transfer / Release Dressing Area-Male	1	4	25	100	Access from transfer / release area. Pass window to Property Storage
3.603	Group Holding Cell	10	2	15	300	Fixed wall bench, cuffing rings; separate males and females
3.604	Small Holding Cell (1-3 person)	1	6	50	300	Fixed wall bench, cuffing rings
3.605	Inmate Toilet	1	1	60	60	ADA-compliant, 1-male
3.606	Small Group Holding Room	5	2	15	150	
3.607	Secure Vestibule to Housing	4	1	25	100	
3.608	Inmate Toilet	2	1	35	70	
3.609	Release Area / Corridor	1	1	500	500	NSF provisional allowance only, determined by design layout
Subtotal (NSF)					1,820	
Total Dept. (NSF)					14,910	
Grossing Factor @ 55%					8,201	
TOTAL DEPT. GSF					23,111	



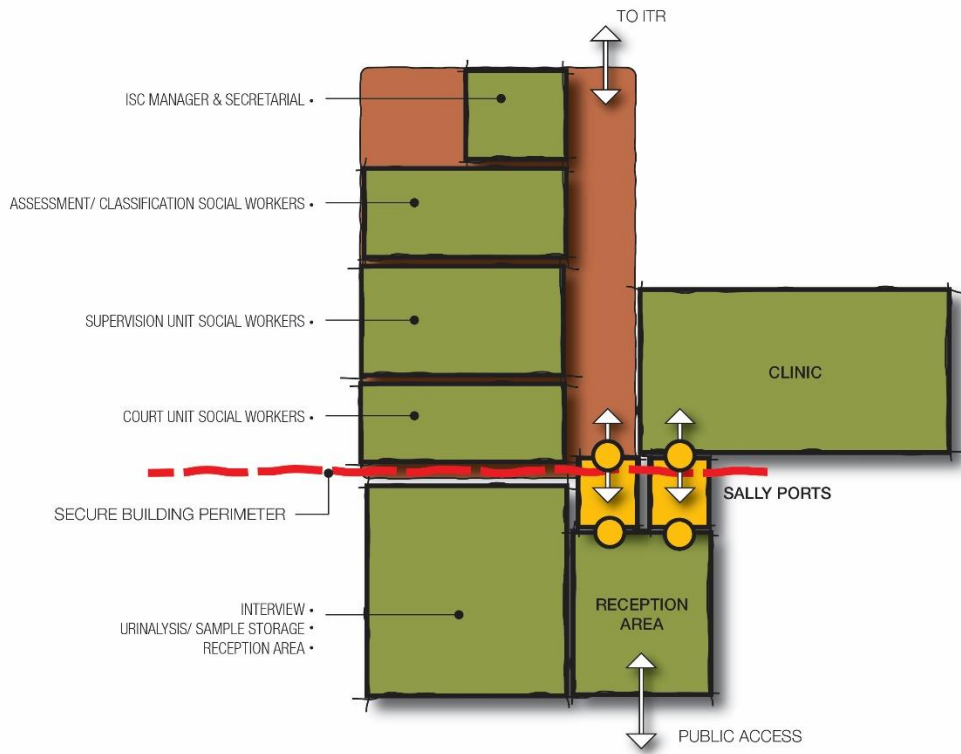
3.0 INTAKE/ TRANSFER/ RELEASE (ITR)

4.0 Intake Services Center

Some of the Intake Service Center functions will be located at the facility; primarily to provide assessment and classification services. The ISC staff works with inmates who are in the facility as well as those that may be in a community release status. Additionally the staff interacts with new arrivals as well as some of those that are being released. There is a significant record keeping function; it should be located convenient to the ITR.

A small portion of this space will be located outside of security; most is on the inside of security. Since some inmates could be released through this area, it will be on the perimeter with a lobby, screening area and sally port controlled from a central location. This area must be close to the clinic so that Pre-Release inmates can enter to receive medical/clinical services. The program space list and functional diagram follow:

Interim Space Program September 18, 2017						
Space		Spaces Requirements				Comments
Space #	Space Name	Persons or Items Per Area	Number of Areas	Space Standard	Square Feet	
4.0 INTAKE SERVICE CENTER (ISC)						
4.100	ISC					
4.101	ISC Manager II	1	1	100	100	Located at Admin close to main entry (Workstation two visitor chairs)
4.102	ISC Admin Sec II and Assistant III	1	3	65	195	Workstation - Located at admin close to main entry
	Assessment and Classification Unit					
4.103	Social Worker V	1	1	80	80	Workstation - Adjacent to Intake
4.104	Social Worker IV and III	2	10	35	700	Open with dividing wall - Adjacent to Intake
	Court Unit					
4.105	Social Worker V - Court Unit	1	1	80	80	Workstation
4.106	Social Worker IV - Court Unit	1	3	70	210	Workstation
	Supervision Unit					
4.107	Social Worker V - OCCC	1	1	80	80	Workstation
4.108	Social Worker IV, III,	1	4	70	280	Workstation
4.109	Reception Area	10	1	15	150	Provide means to receive and deliver property - Bulk pass
4.110	Small Conference Room	12	1	15	180	
4.111	Sally Port	4	1	25	100	
4.112	Security Screening	3	1	25	75	
4.113	Interview	3	3	23	207	
4.114	Restroom	1	2	60	120	ADA Compliant
4.115	Urinalysis	1	1	60	60	Pass to sample storage
4.116	Sample storage	1	1	50	50	
4.117	Copy/Work	2	1	50	100	
4.118	Break	10	1	15	150	
4.119	Social Worker - SS Assistant V	1	4	65	260	
				Subtotal (NSF)	3,177	
				Dept. Gross @ 40%	1,271	
				TOTAL AREA (DGSF)	4,448	




4.0 INTAKE SERVICE CENTER (ISC)

5.0 Security Operations

Security Operations will house the components of day-to-day custody operations that will be inside of security; a 24/7 operation. Offices are provided for the Watch Commander (Captain) and Operations Lieutenant. A large briefing room is provided for custody staff to meet at shift change.

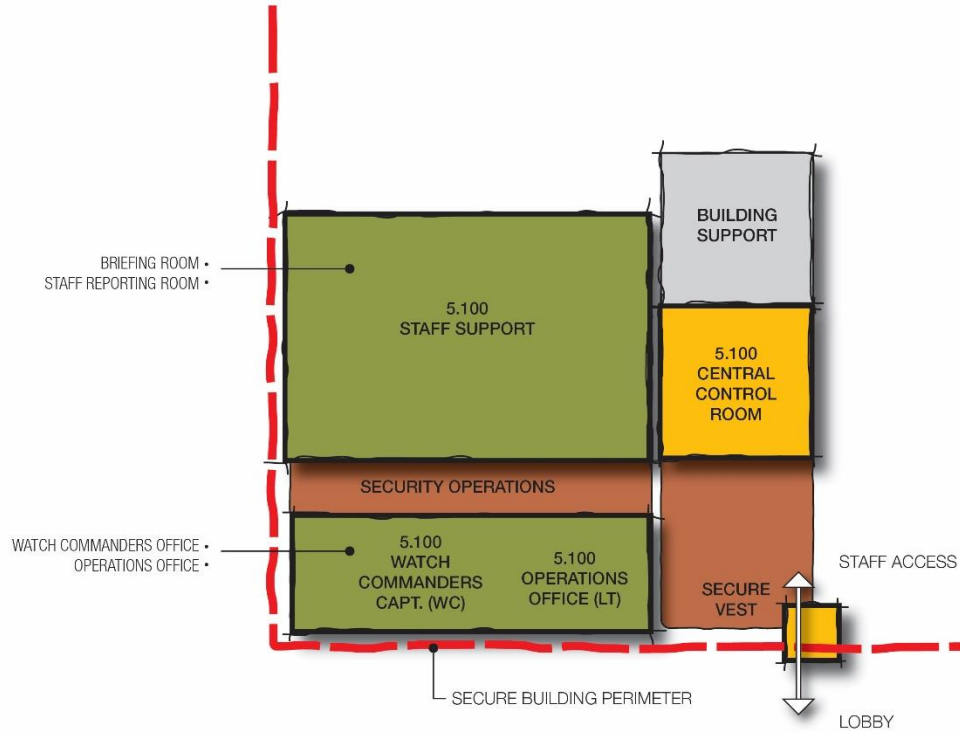
The facility Central Control room, which will be placed as a high security bubble on the facility secure perimeter, is part of this section. The design of this area will be highly sensitive, and the determination of the span of control will be discussed in security narratives to be developed later in the design process. Associated with the central control will be a security electronics room which contains sensitive equipment essential to the secure functioning of the facility.



CONTROL ROOM - EXAMPLE OF A CENTRAL CONTROL ROOM WITH CURRENT TECHNOLOGY

The program space list and functional diagram follow:

Interim Space Program September 18, 2017						
Space		Spaces Requirements				Comments
Space #	Space Name	Persons or Items Per Area	Number of Areas	Space Standard	Square Feet	
5.0 SECURITY OPERATIONS						
5.100	Security Operations Command					
5.101	Operations Office (LT)	1	4	65	260	Located in the area of focus IE intake, housing, programs
5.102	Watch Commanders - Capt. (WC)	1	6	75	450	Shared office, 6 workstations
5.103	Watch Command Work Room	1	1	100	100	Copy and support
5.104	Storage Room	1	1	100	100	
5.105	Briefing	75	1	20	1,500	
5.106	Staff Report Writing Station	1	6	25	150	Computer Stations - Located in Briefing
					Subtotal (NSF)	2,560
5.200	Control Center					
5.201	Central Control Room	1	1	400	400	Complex exterior control; building interior control; raised area, transaction drawer to corridor, view of adjacent circulation; CCTV monitors; may have up to 4 staff
5.202	Security Vestibule	1	1	80	80	Interlocked doors
5.203	Security Equipment Room	1	1	200	200	Security electronics; adjacent to/accessed from Control Room
5.204	Mechanical Equipment Room	1	1	200	200	Separate system for Control Room; adjacent to/accessed from Control Room; positive air pressure
5.205	Toilet	1	1	60	60	Accessed from Control Room; ADA-compliant
					Subtotal (NSF)	940
					Total Dept. (NSF)	3,500
					Dept. Gross @ 40%	1,400
					TOTAL AREA (DGSF)	4,900



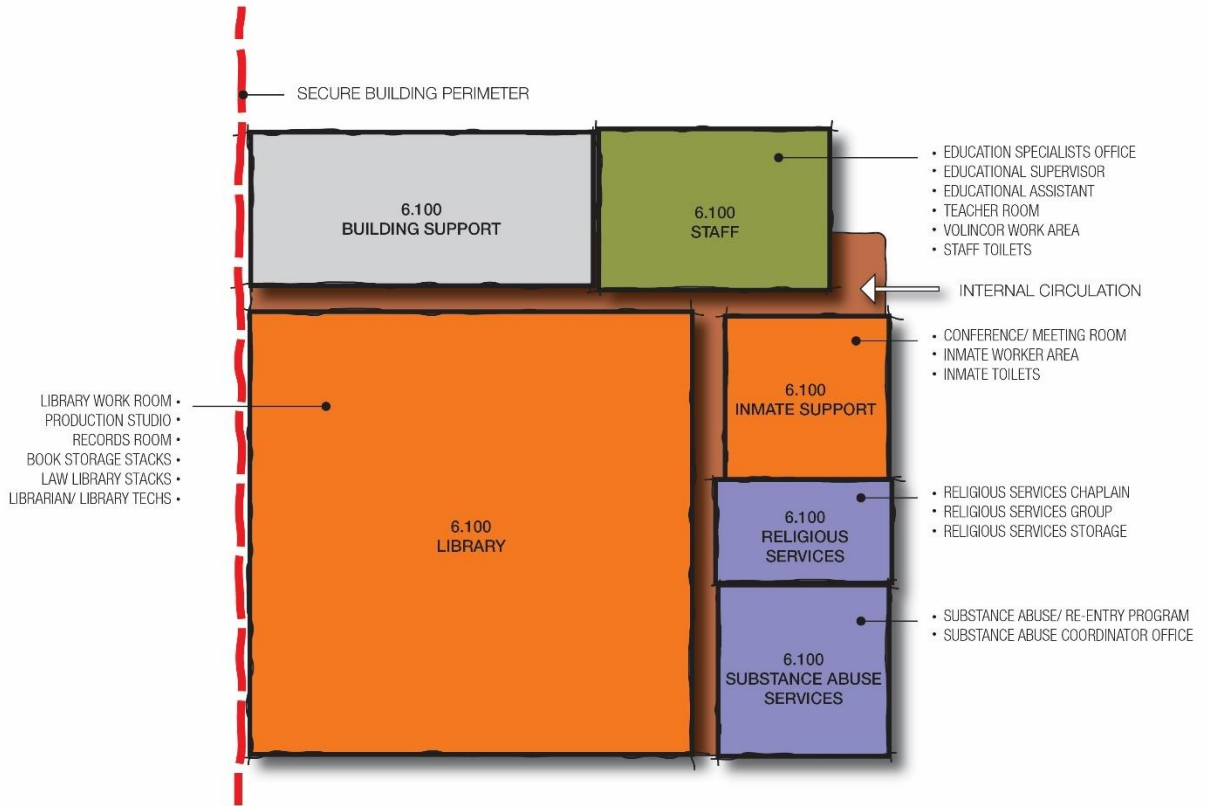
5.0 SECURITY OPERATIONS

6.0 Inmate Program Services

As previously indicated, services will be delivered in the individual housing units to the greatest extent practical. Program services include education, library, treatment, and religious services/ programs; all located 'inside' the facility. The hours of operation may vary depending on the program. Office space, as well as supporting materials spaces, will be provided for educators, chaplains, and library staff. Educational programs will be transmitted to the housing units via video as well as delivered in person. A central library collection, including the law library, will be available. Recreational collections will rotate through the housing units. While all programs will be distributed to the housing units, a limited amount of space is provided at this central location for re-entry programs. Some volunteers and inmates will work in this area.

The program space list and functional diagram follow:

Interim Space Program September 18, 2017						
Space		Spaces Requirements				Comments
Space #	Space Name	Persons or Items Per Area	Number of Areas	Space Standard	Square Feet	
6.0 INMATE PROGRAM SERVICES						
6.100	Program Services - Central					
6.101	Education Specialist Office	1	2	80	160	Workstation
6.102	Education Supervisor I	1	1	100	100	Workstation
6.103	Office Assistant	1	1	65	65	
6.104	Copy / Work Room	4	1	25	100	
6.105	Storage Room	1	1	100	100	
6.106	Teacher Room	6	1	60	360	6 workstations; locate adjacent to specialist office
6.107	Work Room - Library	1	1	500	500	Copy, fax, work table, storage shelving, lockable storage cabinets, counter w/ sink
6.108	Production Studio	1	1	400	400	A/V production area, A/V links to housing areas
6.109	Secure Records Room/ Files	1	1	400	400	Shared space
6.110	Book Storage Stacks	1	1	1,500	1,500	Book shelving (Note: Does <u>not</u> include law library)
6.111	Law Library Stacks	1	1	500	500	Book shelving
6.112	Librarian/Library Technician	1	2	60	120	Secure workstations.
6.113	NA - Substance Abuse/ Re-Entry Program	12	1	20	0	(6) Total Staff (1-Clerk, 4 counselors, 1-Supervisor)
6.114	NA - Substance Coordinator Office	3	1	80	0	Shared
6.115	NA - Substance Abuse/ Re-Entry Program Groups	0	0	20	0	Program to occur on the housing unit
6.116	NA - Substance Abuse/ Re-Entry Program Storage	1	1	100	0	Storage Spaces required for supplies, equipment, etc.
6.117	Religious Services Chaplain	2	1	65	130	
6.118	Religious Services Group	0	1	20	0	Services to be provided on the Housing unit
6.119	Religious Services Storage	1	4	100	400	
6.120	Equipment Room	1	1	200	200	A/V center; lockable and secure; adjacent to Production Studio
6.121	Storage Room	1	1	100	100	Correctional Program Services Division Storage Areas
6.122	Staff Toilet	1	2	60	120	ADA-compliant, 1-male, 1-female
6.123	Inmate Toilet	1	1	60	60	ADA-compliant, 1-male
6.124	Janitor's Closet	1	1	35	35	Service sink, mop holder, shelving
6.125	Conference/Meeting Room/Staff Break	12	1	20	240	Conference seating for 12, beverage alcove w/ counter, sink and storage cabinets, under counter refrigerator
6.126	Volunteer Cor Work Areas	2	2	48	192	Workstations
6.127	Inmate Workers	2	1	48	96	Workstations
6.128	Interview /Meeting	3	1	20	60	Confidential meetings.
				Subtotal (NSF)	5,938	
				Dept. Gross @ 35%	2,078	
				TOTAL DEPT. GSF	8,016	



6.0 INMATE PROGRAM SERVICES

7.0 Medical/Mental Health Services

Medical and mental health services will be provided at the facility to the degree practical. These functions will be located on the inside near the ITR and the Mental Health Housing. Clinic hours will be limited to one shift each day; the infirmary will be a 24/7 operation. Initial medical screening and medication distribution will happen at the housing units. Inmates will move to the clinic to receive medical, dental, optometry, and mental health services.

The administrative support area will be central to the Medical/Mental Health area. This area will include offices for physicians, psychologists/social workers, and administrators. Medical records and the pharmacy will be located in this area; inmates will not be allowed to enter this section.

Inmates will visit the clinic on a scheduled basis; sick call and initial screening will occur at the housing unit. They will enter a waiting area that will be supervised by a custody officer. The first clinic interaction will be at a nurse's station located so that it can monitor the waiting area and provide continual services to the clinic. The clinic will include interview rooms, exam rooms, optometry exam, dental operator, and a laboratory.



TYPICAL CLINIC EXAM ROOM

An infirmary will be provided for inmates who require 24-hour nursing care. Significant medical procedures will occur at the Queens Medical Center. Inmates may be placed in the infirmary while they recover. A total of eight hospital-type rooms plus two medical isolation rooms will be provided along with the appropriate support facilities. A custody station in this area will provide the appropriate level of security coverage. The nurses station in this area will be staffed 24/7 while there are patients in the infirmary.

A separate 36-bed Acute Mental Health housing unit, subdivided into two sections, will be included to provide services to those inmates that must be removed from the general population. A 72-bed Step Down Mental Health Housing unit will be provided as well.

These units will be located near the Medical/Mental Health Unit and configured similar to the other housing units of this size. The Acute Mental Health patients will return to their original housing units once they are stabilized. Fifteen Suicide Watch cells are included in the Acute Unit. The program space lists and functional diagram follow:

Interim Space Program September 18, 2017						
Space		Spaces Requirements				Comments
Space #	Space Name	Persons or Items Per Area	Number of Areas	Space Standard	Square Feet	
7.0 MEDICAL/MENTAL HEALTH SERVICES						
7.100	Staff and Support Areas					
7.101	Physician's Office	1	4	100	400	Private office; desk/workstation, 2 guest chairs, files
7.102	Psychiatrist	1	3	100	300	
7.103	General Practitioners	1	2	80	160	
7.104	Nurse Administrator's Office	1	1	100	100	Desk / Workstation, 2 guest chairs
7.105	Assistant Administrator	1	1	80	80	Workstation - 2 guest chairs
7.106	Advanced Medical Nurse	1	1	80	80	
7.107	Clerical	1	4	48	192	Workstations - Located in Support Area
7.108	Nurse's Station	3	3	60	540	Locate to maximize view of clinic areas and Infirmary Central Location
7.109	M.H. Section Administrator's Office	1	1	100	100	Desk / Workstation, 2 guest chairs
7.110	M.H. Assistant Administrator	1	1	80	80	Workstation - 2 guest chairs
7.111	M.H. Clerical	1	4	48	192	Workstations
7.112	Medical Records Room	5	1	70	350	Adjacent to Nurse's Station w/ desk; lockable; door to 7.116 Copy
7.113	Staff Toilet	1	2	60	120	ADA-compliant; locate one in Infirmary
7.114	Secure Storage	1	1	50	50	Lockable
7.115	General Storage	1	1	200	200	Lockable
7.116	Copy Room	1	1	50	50	Lockable; Door to 7.112 Records
7.117	Pharmacy	1	1	500	500	Secure area w/ dispensing window, pharmaceuticals storage, refrigerator, carts staging, sink, work table
7.118	Janitor's Closet	1	1	35	35	Service sink, mop holder, storage shelf
7.119	Staff Break and Locker Room	10	1	30	300	
7.120	Interview / Meeting	3	2	20	120	Confidential meetings.
7.121	Secure Files	2	2	25	100	Shared space
7.122	Conference/Meeting/Staff Training	30	1	20	600	Conference / meeting / training / break; storage w/ sink, refrigerator, storage cabinets
Subtotal (NSF)					4,649	

7.200 Clinic						
7.201	Inmate Waiting	15	1	15	225	Control and view from security officer station
7.202	Interview Room	3	4	20	240	Good acoustic separation
7.203	Security Officer Station	1	2	50	100	Locate for inmate check-in and to view Inmate Waiting area; maximize other key sight lines; one in Infirmary
7.204	Inmate Toilet	1	2	60	120	ADA compliant
7.205	Exam/Treatment Room	1	5	100	500	Exam table, sink, desk/ small workstation, cabinets
7.206	Optometry/Special Procedures Room	1	2	200	400	Optometry equipment, sink, desk/ small workstation
7.207	Laboratory	1	1	120	120	Phlebotomy chair, beam scale, counter w/ sink, storage cabinets, lab equipment, locked refrigerator
7.208	Advanced Medical Nurse	1	1	80	80	
7.209	Nurses' Work Area	5	1	40	200	Work and clerical area; may be co-located w/ laboratory
7.210	Telemedicine Station	1	2	60	120	Telemedicine equipment
7.211	Medical Waste Room	1	1	50	50	
7.212	Dental Operatory	2	2	100	400	2 dental chairs and stations, counter w/ sink, cabinets, workstation
7.213	Dental Storage	1	2	100	200	Dental supplies and equipment; lockable; compressor
7.214	Janitor Closet	1	1	35	35	
7.215	Nurse Station	4	1	100	400	
7.216	General Storage	1	1	100	100	
Subtotal (NSF)					3,290	
7.300 Infirmary						
7.301	Inmate Room - Single	1	2	180	360	3 sided access to bed
7.302	Inmate Rooms - Double	2	6	100	1,200	
7.303	Isolation Room	1	2	180	360	Negative air pressure, toilet and lavatory; shower
7.304	Isolation Vestibule	1	1	180	180	Sink, Shower
7.305	Day Room	9	2	35	630	Separate male and female rooms; lounge seating, table, television
7.306	Shower	1	5	35	175	3 male, 2 female; ADA-compliant
7.307	Video Visit Units	3	1	50	150	Alcove for 3 portable video visit units
7.308	Officer's Station	1	1	50	50	
7.309	Nursing Station	1	1	100	100	
7.310	Clean Linen Room	1	1	80	80	Shelving, small table
7.311	Soiled Linen Room	1	1	50	50	Linen carts, small table
7.312	General Storage	1	3	50	150	
7.313	Medical Waste Room	1	1	50	50	Sink, medical waste containers
7.314	Beverage/Food Pantry	1	2	80	160	Work table, sink
7.315	Janitor's Closet	1	1	35	35	Service sink, mop holder, shelving
Subtotal (NSF)					3,730	
Total Area (NSF)					11,669	
Dept. Gross @ 40%					4,668	
TOTAL AREA (DGSF)					16,337	



Example Dental Suite



7.0 MEDICAL/ MENTAL HEALTH SERVICES

8.0 Food and Laundry Services

Food and Laundry Services will be located inside of the secure perimeter, but close to the sally port area since they require access to a loading dock. The kitchen may be in operation over two shifts, seven days each week. Meals will be prepared in the central kitchen, placed on trays, placed in carts, and then taken to the housing units for serving to the inmates. Sanitation and temperature control are very important to the proper preparation and delivery of the food. With meals delivered to housing in carts, kitchen space will be required for assembly, cleaning and storage of carts. Secure supervision of the kitchen will be essential since it can be a significant source of contraband and weapons. Inmate workers will be screened coming and going. The proper storage of sharps such as knives and cooking utensils, chemicals, and volatiles will be included. Inmates will be searched prior to leaving this work zone. Culinary arts programs will be offered to inmates as a part of a training program. Food storage will be included in the kitchen for one week. Bulk storage will be included in the warehouse.



KITCHEN - EXAMPLE

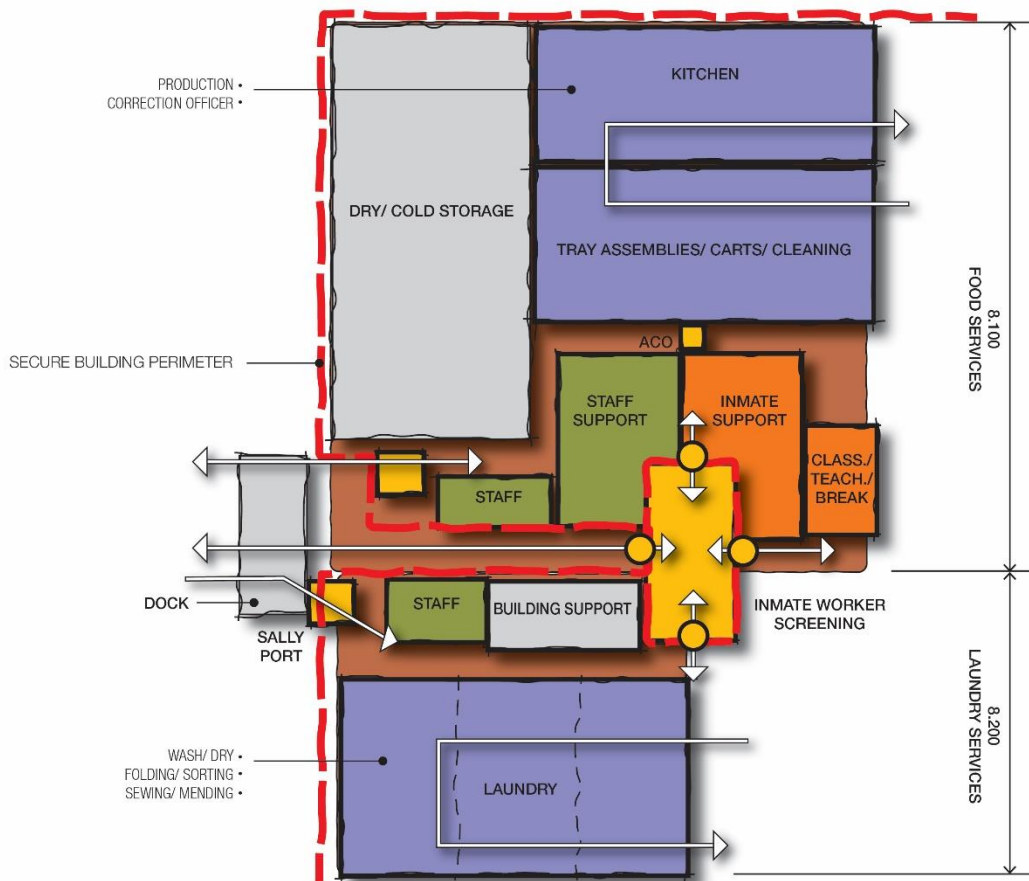
Laundry services will be centralized in one area. Inmate clothing and bedding will be collected at the housing units, laundered, and returned to the units. Included in the laundry area is storage for a stock of inmate clothing. The equipment in this area will be commercial grade capable of doing large volume loads. Laundry services are a significant energy consumer; the design will take advantage of energy recovery and recycling water. The laundry will typically operate one shift each day, five days per week. If the volume increases, it could operate two shifts per day. The laundry is another potential source of contraband and weapons. Provisions are included for the proper storage of tools and chemicals. Inmates will be searched prior to leaving this area. The program space lists and functional diagram follow:



LAUNDRY-EXAMPLE

Interim Space Program September 18, 2017						
Space		Spaces Requirements				Comments
Space #	Space Name	Persons or Items Per Area	Number of Areas	Space Standard	Square Feet	
8.0 FOOD SERVICE / LAUNDRY						
8.100	Food Services					
8.101	Food Service Manager	2	1	120	240	observe kitchen, inmate clerk workstation @ 40 SF
8.102	Assistant Food Service Manager	1	1	65	65	
8.103	Secure Storage Room	1	1	200	200	Knife storage w/ shadow board; "hot" items; staff access only
8.104	ACO Station	2	1	50	100	Locate in raised area for observation
8.105	Loading Dock	1	1	300	300	Open, covered; area calculated at 50%
8.106	Secure Sally Port	2	1	75	150	Supports secure movement
8.107	Receiving Area	1	1	300	300	Dock supervision, supplies check-in, scale; access to internal circulation corridor
8.108	Dry Storage	1	1	2,000	2,000	Min. 7 day supply
8.109	Cold Storage	1	12	200	2,400	Refrigerators and freezers
8.110	Production Area	1	1	2,000	2,000	Assembly, modified cook-chill, slicing, bakery, blast freezer
8.111	Tray Assembly	1	1	600	600	Refrigerator, ambient storage, tray line
8.112	Cart Holding		1	120	120	
8.113	Tray / Dish wash	1	1	1,000	1,000	
8.114	Cart Wash	1	1	250	250	
8.115	Can Wash	1	1	200	200	Locate adjacent to Loading Dock and staging
8.116	Waste Holding	1	1	200	200	Refrigerated, locate adjacent to Loading Dock and staging
8.117	Chemical Storage	1	1	150	150	
8.118	Scullery	1	1	200	200	3-compartment sink; clean pot rack
8.119	Clean Cart Depot	1	1	700	700	
8.120	Dish / Tray Storage	1	1	200	200	
8.121	Inmate Toilet	1	2	60	120	Near Classroom/Teaching Kitchen/Break
8.122	Staff Toilet	1	2	60	120	ADA-compliant, one to serve staff dining, one in kitchen area
8.123	Classroom / Teaching Kitchen / Break	1	1	600	600	15 students, observable, Kitchen Equip required
8.124	Inmate Worker Dining	20	1	20	400	Dining for Inmate Workers
8.125	Staff Dining	60	1	20	1,200	Serving line
8.126	Janitor's Closet	1	1	35	35	Service sink, mop holder, shelving
8.127	Secure File / Copy	1	1	50	50	files, copy and fax
Subtotal (NSF)					13,900	

8.200 Laundry Services						
8.201	Supervisor's Work Station	1	1	80	80	View of laundry area; workstation
8.202	Laundry Workers	1	2	48	96	Workstations
8.203	Wash Machine	1	1	800	800	10 machines, 2 spaces for expansion
8.204	Grey Water Recycling		1	200	0	
8.205	Dryer	1	1	600	600	10 machines, 2 spaces for expansion
8.206	Soiled Cart Staging	1	1	250	250	Cart staging, work tables
8.207	Folding Area	1	1	750	750	Folding tables
8.208	Sorting Area	1	1	500	500	Sorting tables
8.209	Sewing/Mending Room	1	1	250	250	Lockable
8.210	Clean Linen Storage	1	1	750	750	Shelving - Window for work line
8.211	Clean Cart Staging	1	1	200	200	
8.212	Equipment Room	1	1	100	100	Booster heater
8.213	Chemical/Cleaning Supply Storage	1	1	150	150	Safety cabinets, vented
8.214	Toilets	1	2	60	120	1 staff, 1 inmate - ADA Compliant
8.215	Worker Break Area	6	1	20	120	Bench, small table for breaks/ meals
8.216	Secure Sally Port	2	1	75	150	
8.217	Janitor's Closet	1	1	35	35	Service sink, mop holder, shelving
8.218	Secure File / Copy	1	1	40	40	files, copy and fax
Subtotal (NSF)					4,991	
Total Dept. (NSF)					18,891	
Dept. Gross @ 25%					4,723	
TOTAL AREA (DGSF)					23,614	



8.0 FOOD AND LAUNDRY SERVICES

9.0 Physical Plant Operations

Physical Plant Operations has three main components: Facility Maintenance, Warehouse, and Central Plant. Facility Maintenance and the Warehouse will be located inside of the secure perimeter. The Central Plant functions will be located on the outside of the secure perimeter. Some inmate workers will be employed in the warehouse and maintenance shops as well as the kitchen and laundry. Both of these areas will be a source of contraband and weapons. Inmates coming and going in these areas will be screened before they return to their housing units.

Facility Maintenance will include offices for management staff and facilities materials storage. Shops for carpentry, plumbing, HVAC, and electrical trades will be included. Secure storage for tools will also be included. Vehicle maintenance will not be included in this area.

The central warehouse will include bulk storage for consumables. High bay storage will be considered; especially if the selected site has limited area. Office space will be provided for warehouse management staff; the warehouse will be in use during normal business hours. Refrigerated and frozen food storage will be included. A large loading dock with an apron sized for large delivery trucks is required. A recycling program will be located outside of the warehouse, adjacent to the loading dock. The warehouse yard will be accessed through a vehicle sally port large enough for two trucks, one coming and one leaving. All trucks will be searched when arriving and when leaving.

Central Plant facilities will include emergency generators, main electrical service entry gear, central cooling as appropriate, water treatment, and other facilities as required. The types and sizes of equipment will be determined during the design process. Some components may be centralized and some may be distributed throughout the facility. This area will be conveniently accessible for repair and utility company access.



Emergency Generator Example

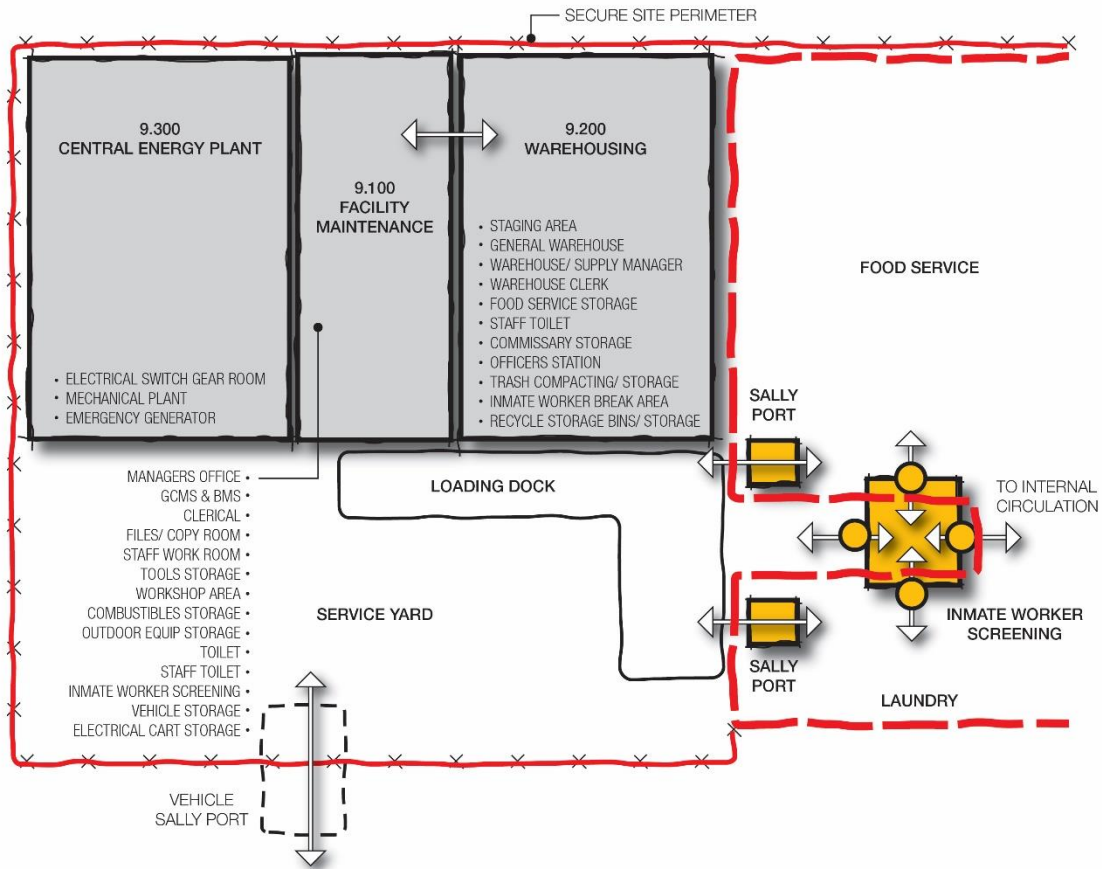


Warehouse Example

The program space lists and functional diagram follow:

Interim Space Program September 18, 2017						
Space		Spaces Requirements				Comments
Space #	Space Name	Persons or Items Per Area	Number of Areas	Space Standard	Square Feet	
9.0 PHYSICAL PLANT OPERATIONS						
9.100	Facility Maintenance					
9.101	Manager's Office	1	1	80	80	2 guest chairs, workstation
9.102	GCMS and BMS	2	1	70	140	
9.103	Clerical	1	1	65	65	
9.104	Files/Copy Room	1	1	100	100	Drawing files, working documents, manuals, copier, fax
9.105	Staff Work Room	2	1	60	120	Workstations
9.106	Tools Storage	1	1	200	200	Secure, controlled issue/return
9.107	Workshop Area	1	1	1,600	1,600	Subdivided if necessary by wire partitions; work benches, sink, power tools, parts storage
9.108	Combustibles Storage	1	1	120	120	Paint storage, comply w/ code and safety standards
9.109	Outdoor Equipment Storage	1	1	750	750	Grounds maintenance equipment
9.110	Inmate Toilet	1	1	60	60	ADA - Compliant
9.111	Staff Toilet	1	2	60	120	ADA - Compliant
9.112	Inmate worker screening	10	1	40	400	Change, metal detector, search
9.113	Vehicle Park	1	2	200	400	Two vehicles covered parking.
9.114	Electrical Cart Storage	4	1	60	240	Battery charging station; open, covered shed. Dependent on facility configuration
Subtotal (NSF)					4,395	
9.200 Warehousing						
9.201	Vehicle Sally Port	1	1	2,500	0	Gated enclosure w/ interlocking gates, sized for tractor-trailer truck; area not included in space totals
9.202	Loading Dock	1	1	300	300	Area calculated at 50%
9.203	Staging Area	1	1	300	300	
9.204	General Warehouse	1	1	4,000	4,000	Separate area for parts
9.205	Warehouse / Supply Manager	1	1	80	80	Office, view of loading/staging area
9.206	Warehouse Clerk	1	1	65	65	
9.207	Bulk Food Service Storage	1	1	1,000	1,000	Dry storage
9.208	Staff Toilet	1	2	60	120	ADA - Compliant
9.209	Commissary Storage	1	1	1,000	1,000	Bulk storage and holding for delivery to housing units
9.210	Officer's Station	1	1	50	50	
9.211	Trash Compacting/Staging	1	1	80	80	Locate adjacent to loading dock
9.212	Inmate Worker Break Area	6	1	20	120	Bench, small table for breaks/ meals
9.213	Recycle Storage Bins / Sorting	1	1	300	300	Locate near dock and trash compactor; not included in space totals
9.214	Composting / Dehydration	1	1	500	500	Located close to food service.
Subtotal (NSF)					7,915	

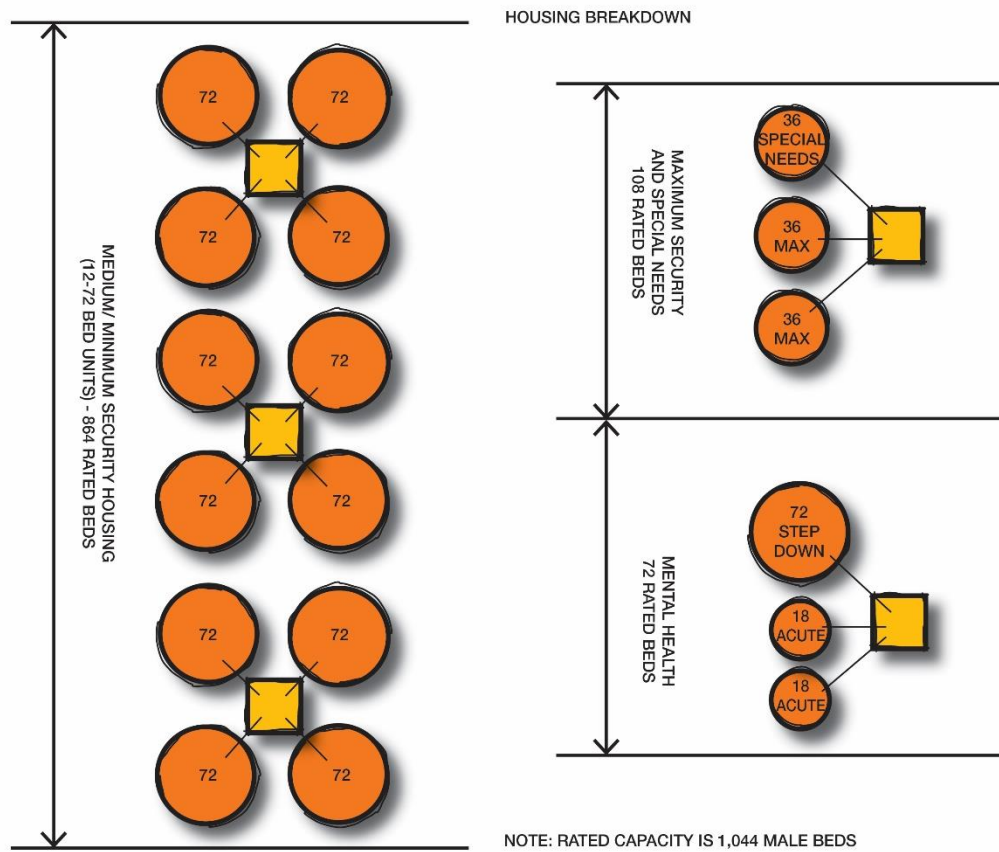
9.300 Central Energy Plant						<i>Preliminary Estimate - To be sized by Engineer</i>	
9.301	Electrical and Switchgear Room	1	1	2,000	2,000		
9.302	Mechanical Plant	1	1	11,000	11,000	Estimate to be confirmed by engineering design	
9.303	Emergency Generator Room	1	1	1,200	1,200	Fresh air intake & exhaust on outside wall	
Subtotal (NSF)					14,200		
Total Dept. (NSF)					26,510		
Dept. Gross @ 15%					3,977		
TOTAL AREA (DGSF)					30,487		



9.0 PHYSICAL PLANT OPERATIONS (WAREHOUSE)

10.0 Inmate Housing-Male

Housing is planned to accommodate both Sentenced and Pre-Trial male populations. Not included are facilities for Pre-Release, which is addressed in a separate section. The 10-Year Inmate Forecast indicates that 959 beds will be needed (the number may vary due to rounding differences). This program provides for 1,044 rated beds. Programming for housing takes into consideration the differing classifications and status of the target populations. The targeted capacity does not include medical, acute mental health, and segregation beds which are not included as 'rated bed count'. These inmates are expected to return to their assigned housing units when cleared by medical/mental health staff. The Housing Breakdown chart follows:



10.0 HOUSING - MALE DETENTION

In most cases housing units are planned for a capacity of 36 or 72 beds. Higher security populations will be placed in units which have single-occupant cells; lower security populations are placed in double-occupant cells. Single-occupant cells will include space for a bunk, writing surface, grooming area, plumbing fixture (combination unit), and 35 square feet of unencumbered space. Double-occupant cells include space for bunks, writing surface, grooming area, plumbing fixture (combination unit), and 50 square feet of unencumbered space.



TYPICAL TWO-PERSON CELL WITH BUNKS, WRITING SURFACE, PLUMBING FIXTURE, GROOMING AND UNENCUMBERED SPACE

Each housing unit will include the facilities required to provide programs, delivery services, and meet ACA Standards. The Maximum Security housing units include Acute Mental Health Unit, Special Needs (mental) Unit, and Maximum/Close Custody Unit, each with 36 single-occupant cells. One cell in each unit will be handicap accessible including: accessible plumbing fixture, bunk, writing surface and adequate wheelchair turning space. The Mental Health Step Down Unit, Medium and Minimum Security Units, will each be sized for 72 inmates housed in 36 cells. One cell in each unit will be handicap accessible.

The Acute Mental Health Unit is subdivided, half for Suicide Watch and half for Acute Mental Health inmates. Each of these have some special features such as: Acute Time Out cells with four-point restraint capability, or small individual inmate outdoor activity areas.

Common spaces include a dayroom, outdoor recreation, and program spaces. In most cases meals will be prepared in the kitchen, transported to the unit in carts, and served in dayrooms. The option of eating in the cell will be possible, if necessary. Other spaces will include showers, staff toilet, an officer's station, unit team offices, and storage. Medical screening and medication distribution will occur in a dedicated room adjacent to the dayroom. If more detailed medical services are required, the inmate will be moved to the clinic. Library and video visitation will occur in the dayroom; video visitation will be the primary means of visiting.

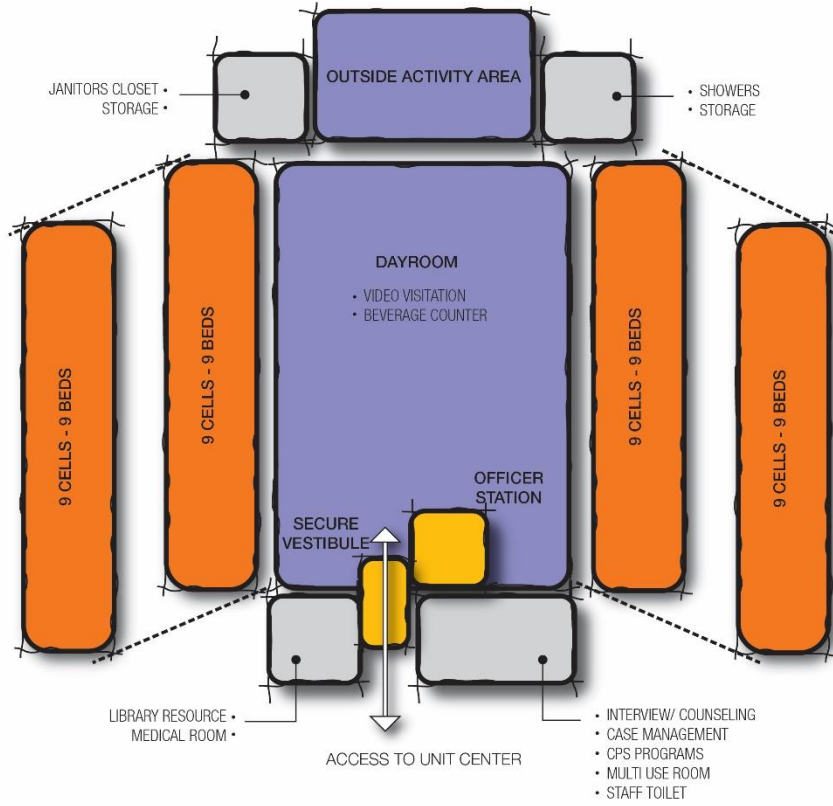


TYPICAL HOUSING UNIT DAYROOM

Limited shared functions such as a control room, security electronics, staff toilet, and storage are separate from each housing group. Each housing unit will have its own secure enclosure which will be defined as a six-sided box; all sides meeting the same security requirements. Penetrations of the secure enclosure are limited and controlled.

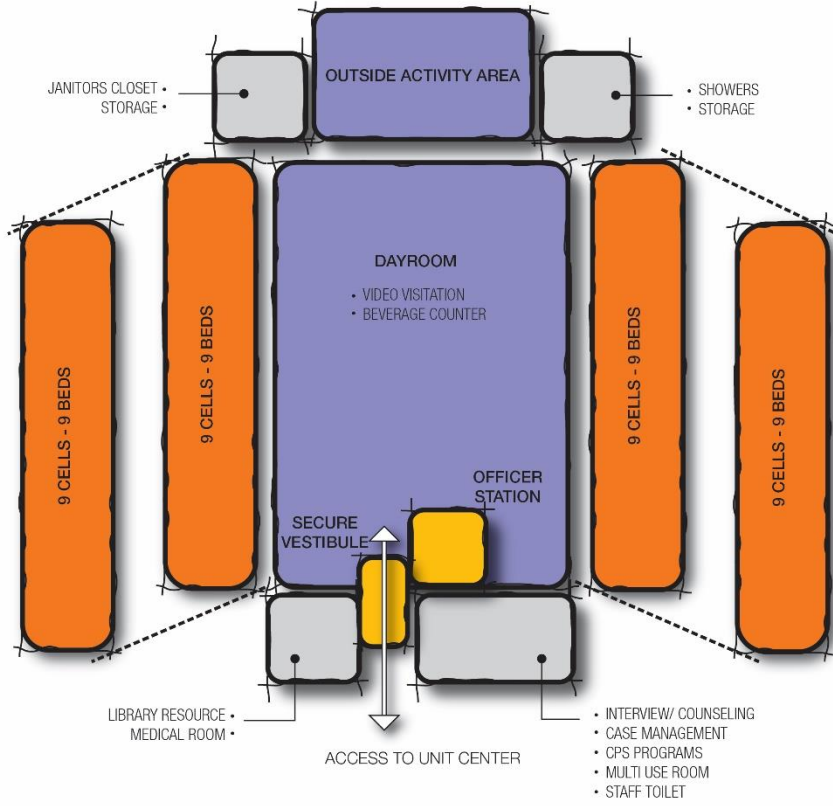
The program space lists and functional diagrams follow - several optional housing diagrams are illustrated:

Interim Space Program September 18, 2017						
Space		Spaces Requirements				Comments
Space #	Space Name	Persons or Items Per Area	Number of Areas	Space Standard	Square Feet	
10.0 HOUSING						
Special Management Housing						
10.100	Male Maximum Security Inmates - 2 Modules of 36 Cell (72 rated beds)					
10.101	Inmate Cells	1	34	80	2,720	Wet cell, writing desk and stool, storage locker
10.102	Inmate Cells - H/C Accessible	1	2	80	160	ADA-compliant, wet cell, writing desk and stool, storage locker
10.103	Security Vestibule	5	1	20	100	Interlocking doors
10.104	Day Room	36	1	35	1,260	Fixed tables w/ attached stools
10.105	Multi-Use Room	10	1	15	150	
10.106	Interview / Counseling Room	1	2	70	140	Individual counseling
10.107	Showers	1	5	30	150	Two H/C accessible, observable from Officer's Station, lockable door w/ view window; dressing alcove
10.108	Officer's Station	1	1	80	80	Included in Day Room - Elevated
10.109	Case Management	1	1	80	80	Secure workstation
10.110	CPS Programs Multi-Use	8	2	25	400	8 inmates and staff computer terminals
10.111	CPS Storage	1	2	50	100	Associated with Multi-Use Programs
10.112	Library Resource	1	6	20	120	Book stacks, casual seating
10.113	Video Visitation	1	2	25	50	2 Video Visitation Booths (1) ADA Compliant
10.114	Medical Room	4	1	30	120	Sick call and med distribution
10.115	Storage Room	1	2	60	120	Inmate property and general storage
10.116	Staff Toilet	1	1	60	60	Located off the dayroom - ADA Compliant
10.117	Janitor's Closet	1	2	35	70	Service sink, mop holder, shelving; oversize for supplies. One located on each level
10.118	Beverage Counter	1	1	20	20	Area included in Day Room
10.119	Outside Activity Area	1	5	150	750	Individual separated exercise modules
					Subtotal (NSF)	5,900
					Subtotal (NSF) 2 Modules	11,800
					Dept. Gross @ 55%	6,490
					Total	18,290



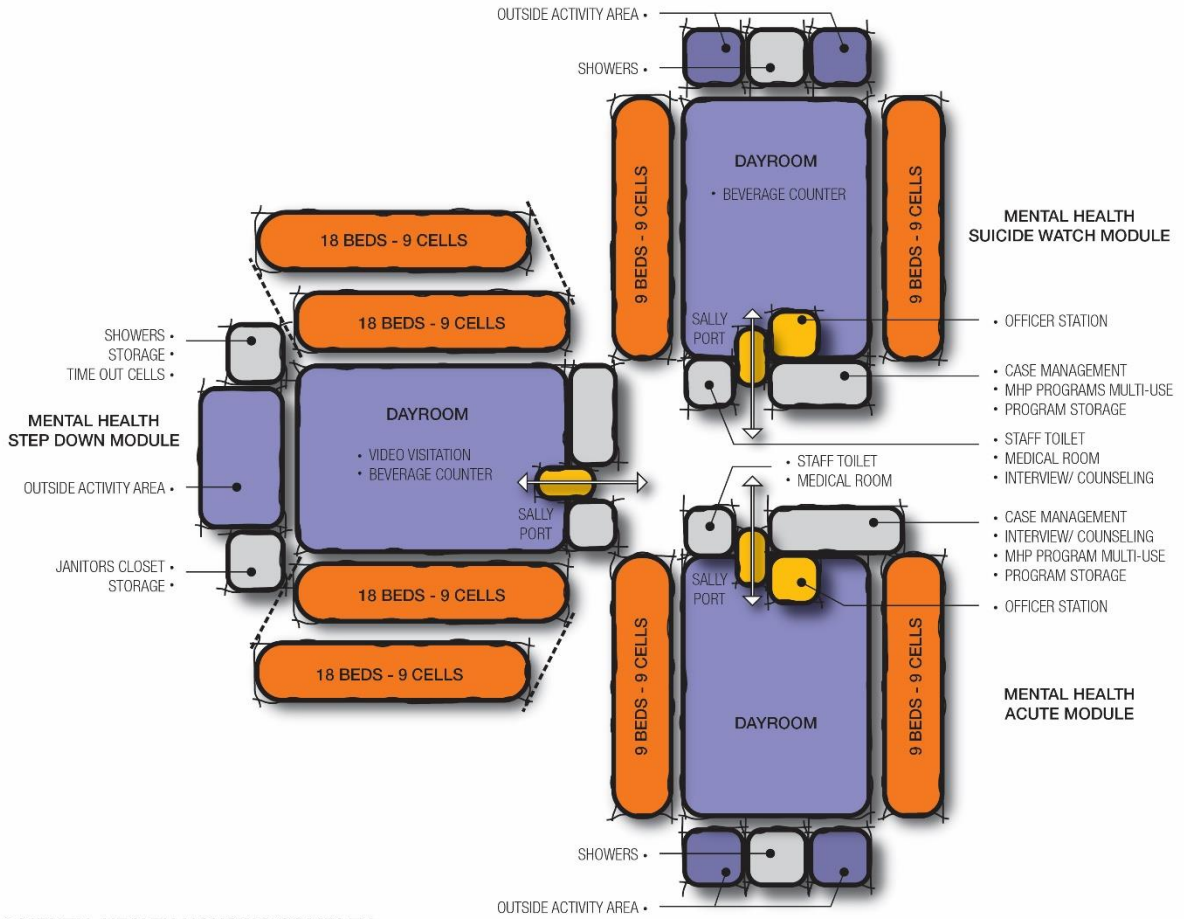
36 BED/ 36 CELL MAXIMUM SECURITY HOUSING POD

10.200 Special Needs Inmates - 1 Modules of 36 Cell (36 rated beds)						
10.201	Inmate Cells	1	34	80	2,720	Wet cell, writing desk and stool, storage locker
10.202	Inmate Cells - H/C Accessible	1	2	80	160	ADA-compliant, wet cell, writing desk and stool, storage locker
10.203	Security Vestibule	5	1	20	100	Interlocking doors
10.204	Day Room	36	1	35	1,260	Fixed tables w/ attached stools
10.205	Multi-Use Room	10	1	15	150	
10.206	Interview/Counseling Room	1	2	70	140	Individual counseling
10.207	Showers	1	5	30	150	Two H/C accessible, observable from Officer's Station, lockable door w/ view window; dressing alcove
10.208	Officer's Station	1	1	80	80	Included in Day Room
10.209	Case Management	1	1	80	80	Secure workstation
10.210	CPS Programs Multi-Use	8	2	25	400	8 inmates and staff computer terminals
10.211	CPS Storage	1	2	50	100	Associated with Multi-Use Programs
10.212	Library Resource	1	6	20	120	Book stacks, casual seating
10.213	Video Visitation	1	2	25	50	2 Video Visitation Booths (1) ADA Compliant
10.214	Medical Room	4	1	30	120	Sick call and med distribution
10.215	Storage Room	1	2	60	120	Inmate property and general storage
10.216	Staff Toilet	1	1	60	60	Located off the dayroom
10.217	Janitor's Closet	1	2	35	70	Service sink, mop holder, shelving; oversize for supplies. One located on each level
10.218	Beverage Counter	1	1	20	20	Area included in Day Room
10.219	Outside Activity Area	1	1	750	750	Individual separated exercise modules
					Subtotal (NSF)	5,900
					Subtotal (NSF) 1 Pod	5,900
					Dept. Gross @ 55%	3,245
					Total	9,145



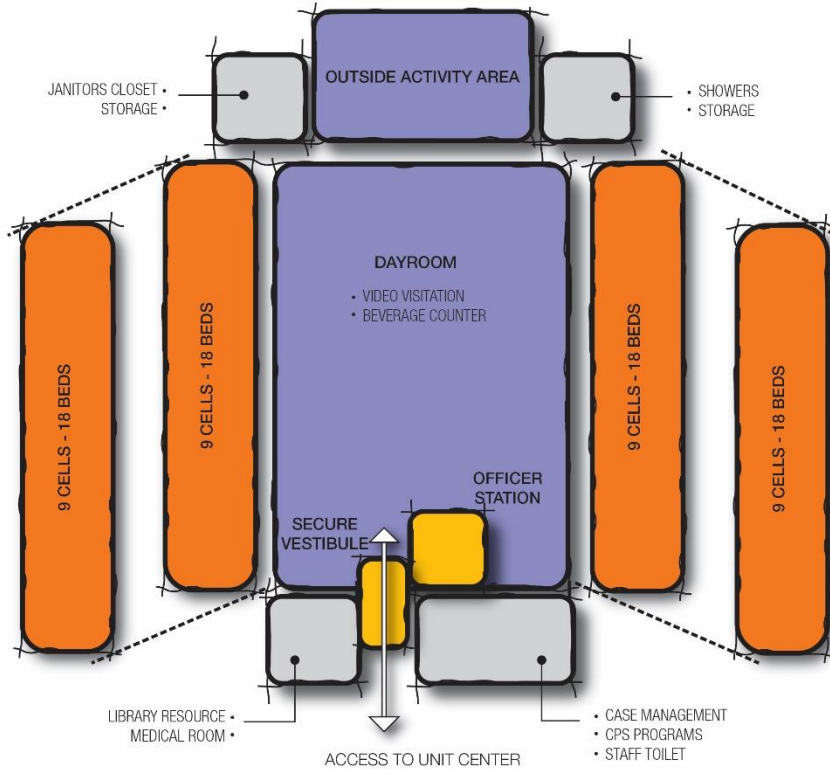
36 BED/ 36 CELL MENTAL HEALTH SPECIAL NEEDS

10.300 Acute Mental Health 18 Single bunks (Single level)						
10.301	Acute Mental Health Cells	1	18	80	1,440	Wet cell, writing desk and stool
10.302	Security Vestibule	5	2	20	200	Interlocking doors
10.303	Day Room - Acute	18	1	35	630	Fixed tables w/ attached stools
10.304	Interview/Counseling Room	1	2	70	140	Individual counseling
10.305	Showers - Acute	1	3	30	90	Two H/C accessible, observable from Officer's Station, lockable door w/ view window; dressing alcove
10.306	Officer's Station	1	1	80	80	Included in Day Room
10.307	Case Management	1	1	80	80	Secure workstation
10.308	MH Programs Multi-Use	6	1	25	150	6 inmates and staff computer terminals
10.309	Program Storage	1	2	50	100	Associated with Multi-Use Programs
10.310	Medical Room	4	1	30	120	Sick call and med distribution
10.311	Storage Room	1	1	60	60	Inmate property and general storage
10.312	Staff Toilet	1	1	60	60	Located off the dayroom - ADA Compliant
10.313	Janitor's Closet	1	1	35	35	Service sink, mop holder, shelving; oversize for supplies. One located on each level
10.314	Beverage Counter	1	2	20	40	Area included in Day Room
Subtotal (NSF)					3,185	
10.320 Mental Health Suicide Watch 18 Single bunks (Single Level)						
10.321	Acute Suicide Watch Cells	1	16	80	1,280	Floor Toilets
10.322	Acute Time out Cells	1	2	80	160	4 Point Restraints - Sensory Deprivation
10.323	Security Vestibule	5	2	20	200	Interlocking doors
10.324	Day Room	18	1	35	630	Fixed tables w/ attached stools
10.325	Interview/Counseling Room	1	2	80	160	Individual counseling
10.326	Showers - Acute	1	3	30	90	Two H/C accessible, observable from Officer's Station, lockable door w/ view window; dressing alcove
10.327	Officer's Station	1	2	80	160	Included in Day Room
10.328	Case Management	1	1	80	80	Secure workstation
10.329	MH Programs Multi-Use	6	1	25	150	6 inmates and staff computer terminals
10.330	Program Storage	1	2	50	100	Associated with Multi-Use Programs
10.331	Medical Room	4	1	30	120	Sick call and med distribution
10.332	Storage Room	1	1	60	60	Inmate property and general storage
10.333	Staff Toilet	1	1	60	60	Located off the dayroom - ADA Compliant
10.334	Janitor's Closet	1	1	35	35	Service sink, mop holder, shelving; oversize for supplies. One located on each level
10.335	Beverage Counter	1	2	20	40	Area included in Day Room
Subtotal (NSF)					3,325	



10.3 MENTAL HEALTH HOUSING COMPLEX

Male Medium / Minimum Security Inmates						
10.500	Male Medium / Minimum Security Inmates - 12 modules of 36 Double Occupied Cells (864 Rated Beds)					
10.501	Inmate Cells	2	34	40	2,720	Wet cell, writing desk and stool, storage locker
10.502	Inmate Cells - H/C Accessible	2	2	40	160	ADA-compliant, wet cell, writing desk and stool, storage locker
10.503	Security Vestibule	5	2	20	200	Interlocking doors - entry and exit
10.504	Day Room	72	1	35	2,520	Fixed tables w/ attached stools
10.505	Multi-Use Room	15	1	15	225	Room Can be Subdivided
10.506	Interview/Counseling Room	1	2	70	140	Individual counseling
10.507	Showers	1	10	30	300	Two H/C accessible, observable from Officer's Station, lockable door w/ view window; dressing alcove
10.508	Officer's Station	1	1	80	80	Included in Day Room
10.509	Case Management	1	1	80	80	Secure workstation
10.510	CPS Programs Multi-Use	15	1	25	375	Computer terminals can be subdivided
10.511	CPS Storage	1	1	50	50	Associated with Multi-Use Program
10.512	Library Resource	1	8	20	160	Book stacks, casual seating
10.513	Video Visitation	1	4	20	80	4 video Visitation Booths (6) ADA Compliant
10.514	Medical Room	4	1	30	120	Sick call and med distribution
10.515	Storage Room	1	2	60	120	Inmate property and general storage
10.516	Staff Toilet	1	1	60	60	Located off the dayroom - ADA Compliant
10.517	Janitor's Closet	1	2	35	70	Service sink, mop holder, shelving; oversize for supplies. One located on each level
10.518	Beverage Counter	1	1	20	20	Area included in Day Room
10.519	Outside Activity Area	1	1	750	750	Individual separated exercise modules
Subtotal (NSF)					7,480	
Subtotal (NSF) 12 Pods					89,760	
Dept. Gross @ 55%					49,368	
Total					139,128	
10.600	Medium Custody Unit Center - Typical for 4 Living Modules					
10.601	Staff Toilet	1	2	50	100	
10.602	Janitor's Closet	1	1	35	35	
10.603	Unit Control	2	1	80	160	Elevated work station
10.604	Security Electronics	1	1	50	50	
10.605	General Storage	1	1	50	50	
10.606	Multi-Use Spaces	1	1	375	375	
Subtotal (NSF)					770	
Subtotal (NSF) 3 Centers					2,310	
Dept. Gross @ 30%					693	
Total					3,003	
TOTAL AREA (NSF) HOUSING					127,140	
TOTAL AREA (DGSF) HOUSING					196,925	



72 BED MEDIUM/ MINIMUM HOUSING MODULE

11.0 Male Pre-Release Facility

This program includes a Male Pre-Release Facility which will provide numerous opportunities for inmates who have a short time remaining in their confinement program before they are released back into the community. A high percentage of these individuals originate from the Halawa Correctional Facility where they have served the majority of their sentence. These programs are currently offered at Laumaka and Module 20, which are considerably undersized. Laumaka will remain in place, providing for 96 of the projected 392 beds needed in 10 years. This leaves 296 rated beds over and above the existing 96 at Laumaka. Programs that will be provided include education, treatment, and work training. A Work Furlough program in which inmates work off site and return at night and weekends will be included.



TYPICAL 4-PERSON SLEEPING ROOM WITH BUNKS, WRITING SURFACE, PERSONAL STORAGE AND UNEMCUMBERED SPACE

This program assumes that OCCC and the Pre-Release Facility are either located on the same site or relatively close. This is a relatively low security facility that will be located outside of the OCCC perimeter. While it is separate, it will rely on OCCC for services such as food service and medical care. When needed, Pre-Release inmates will visit the Clinic at OCCC. If this facility is located at a distance from OCCC, additional accommodations will be required. Primary program elements will include Public Lobby/Visitation, Administrative Area, Program Services, and Housing.

Inmate visiting by video - public booths will be located adjacent to the public lobby; inmate booths will be located in the housing units. Visitors will enter the lobby, interact with staff, and will be assigned to a visiting booth.

The Pre-Release facility will include most functions of a typical 24/7 correctional facility. The Administration area will house offices for the administrator and support staff as well as the Custody Chief. All accessed from the public lobby and provide staff support facilities.

The services provided for the Pre-Release inmates will be fairly intensive, preparing them for re-entry to the community. Program services will include educational, vocational, and treatment spaces. Academic and computer literacy classrooms will be provided at this central location. Offices for PSD staff and workstations for visiting 'outside' service providers are included. Substance abuse treatment/group programs will be provided as well.

Some or all of the inmates located at the Pre-Release facility may be on Work Furlough programs. As they return to the facility, they will go through screening prior to re-entering their respective housing units. The 'entry' area will include lockers, search rooms, property storage, and the community release office.

The Pre-Release housing will be arranged into 48-bed units with small 4-person sleeping rooms that are 'dry'. Inmates will leave their rooms to use the toilet, groom and shower. Handicapped accessibility will be provided. Each sleeping room will include bunks, writing/seating areas, and personal storage areas. Sizing

of the rooms will take into consideration ACA Standards for 25 square feet of unencumbered space for each inmate that sleeps in the room. Showers, lavatories, and toilets/urinals will be centralized and accessible from the unit dayroom.

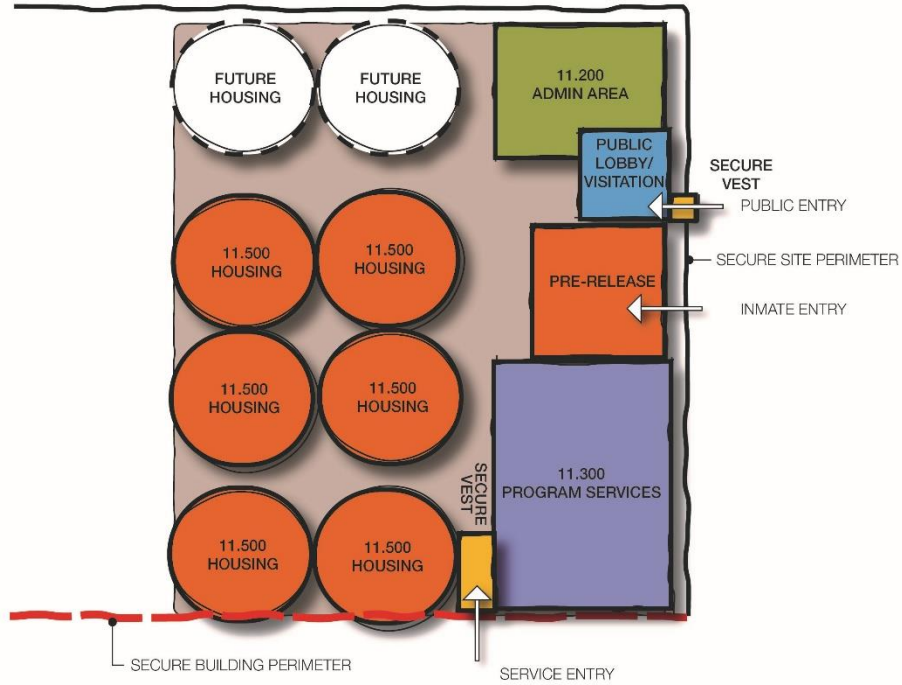
Inmates will do their own personal laundry; laundry rooms will be accessed from the dayrooms. Meals, prepared at the Detention Facility, will be served in dayrooms. Video visitation booths will be provided in the dayrooms for inmate use.

The program space lists and functional diagram follows:

Interim Space Program September 18, 2017						
Space		Spaces Requirements				Comments
Space #	Space Name	Persons or Items Per Area	Number of Areas	Space Standard	Square Feet	
11.0 PRE-RELEASE CENTER						
11.100	Public Lobby / Visitation					
11.101	Lobby Alcove	5	1	10	50	Covered exterior space
11.102	Secure Vestibule	NA	1	50	50	Lockable doors
11.103	Inmate Visitation Lobby	75	1	15	1,125	Seating in alcove area for visitor waiting
11.104	Check-In Counter	2	1	25	50	
11.105	Control / Monitor Room	1	1	120	120	Control Room with monitors to include equipment. Enclosed secure room, with vision panel to Lobby
11.106	Public Male Toilet (ADA)	3	1	40	120	
11.107	Public Female Toilet (ADA)	3	1	40	120	
11.108	Public Video Visitation	48	1	20	960	Video booths
11.109	Janitor's Closet	1	1	35	35	
				Subtotal (NSF)		2,630
				Grossing Factor @ 45%		1,184
				Total		3,814

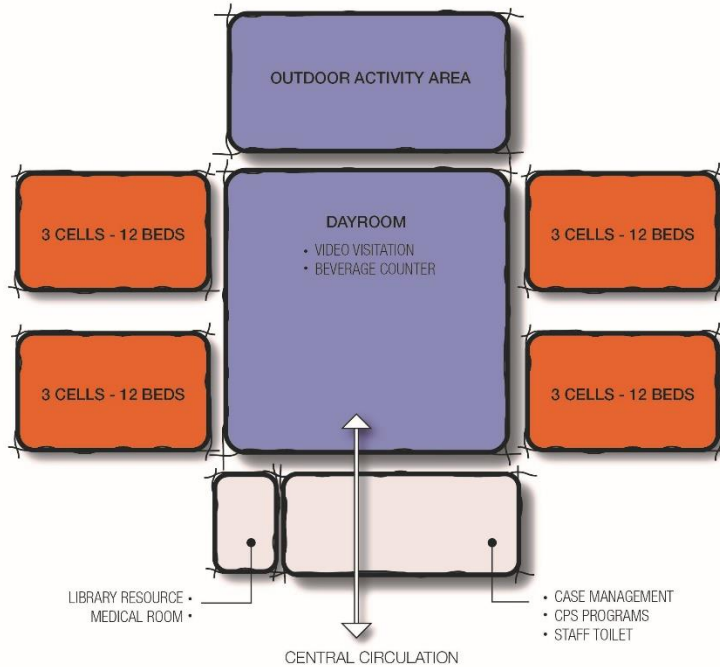
11.200 Admin. Area						
11.201	Reception	5	1	20	100	Seating area for five individuals
11.202	Correction Supervisor 2	1	1	100	100	Workstation
11.203	Administrative Assistant	1	2	65	130	Large workstation
11.204	Conference Room	10	1	25	250	Conference Table and chairs for 10 individuals
11.205	Bridge Staff	1	5	50	250	Workstation
11.206	Custody Chief	1	1	80	80	Workstation
11.207	Security Equipment Storage	1	1	100	100	
11.208	Accounting Manager	1	2	80	160	Workstations
11.209	Records Manager	1	2	80	160	Large workstation
11.210	Clerical	1	6	48	288	Workstations
11.211	Community Corrections Supervision Staff	2	10	65	1,300	Workstations
11.212	Coffee/Break Room	12	1	15	180	Small lunch table and vending
11.213	Staff Lockers	60	1	20	1,200	40 male, 20 female (toilet and showers)
11.214	Social Worker	1	1	65	65	Workstation
11.215	Day Reporting	1	1	200	200	
11.216	Reporting Interview	3	3	60	180	
11.217	Urinalysis	1	2	50	100	
11.218	UA Samples	1	1	50	50	
11.219	Storage	1	1	100	100	
11.220	Copy Work	1	1	60	60	
11.221	Temp holding	1	4	80	320	24hr hold for return CF w/ toilet / sink
11.222	Staff Toilets	4	2	40	320	One female, one male each to contain one shower
11.223	Interview / meeting	3	2	60	360	Confidential Meetings
11.224	Secure File	2	1	50	100	Shared
11.225	Janitor's Closet	1	2	35	70	
Subtotal (NSF)					6,223	
Grossing Factor @ 45%					2,800	
Total					9,023	
11.300 Program Services						Accessible from Housing and Lobby
11.301	Staff Offices	1	20	65	1,300	Open workstation
11.302	Outside Agencies Workstations	1	20	48	960	Workstation/work area for agencies providing services to the population
11.303	Copy and Storage Room	1	1	80	80	
11.304	Staff Restroom	1	2	60	120	
11.305	Multi-Purpose Treatment Rooms	15	7	20	2,100	Can be contiguous space that is dividable
11.306	Academic Classroom	15	7	25	2,625	
11.307	Computer Literacy Classroom	20	7	25	3,500	
11.308	Library	40	1	25	1,000	
11.309	Central Outdoor Activity Space	15	1	15	225	Outdoor space out side security
11.310	Hair Care	4	3	40	480	To include two chairs and two sinks
11.311	Interview	3	1	60	180	
11.312	Secure file storage	1	1	200	200	Sared space
11.313	Toilets	1	6	60	360	Two staff, four inmate
11.314	Janitor Closet	1	2	40	80	
Subtotal (NSF)					13,210	
Grossing Factor @ 45%					5,945	
Total					19,155	

11.400 Male Pre-Release						
11.401	Entry Vestibule	25	1	10	250	Entry vestibule to be used as a staging area for entry into receiving area; can be accessed from Lobby.
11.402	Receiving/Locker area	30	1	30	900	Accessed off of Unit Vestibule, to include 1/2 lockers stacked against walls; area also to contain a shower and janitor closet; location is prior to entry into the housing unit
11.403	Search Room	NA	4	80	320	To be located within receiving area and should contain toilet
11.404	Property Storage	NA	1	350	350	
11.405	Community Release Office	3	1	65	195	Accessed off of Unit Vestibule with access to housing corridor
Subtotal (NSF)					2,015	
Subtotal (NSF) 6 Units					12,090	
Dept. Gross @ 50%					6,045	
Total					18,135	
11.500 Male Housing (288 Beds)					6- 48 BED UNITS	
11.501	Dormitory	4	12	40	1,920	Seven 48-bed dormitories
11.502	Toilet/Showers	1	6	140	840	Contained within each dormitory to include 6 toilets, 6 sinks, 6 showers
11.503	Leisure Time Room (Day Room)	48	1	25	1,200	Leisure Activity Rooms
11.504	Video Visitation Booths	1	8	20	160	Two video visitation booths contained within each Leisure Time Room (1) ADA Compliant
11.505	Security Station/Office	1	1	80	80	Security Supervision Staff Station; adjacent to each Leisure Time Room; each station responsible for 48-bed area
11.506	Medical Triage Room	1	1	100	100	Exam and desk spaces; located in close proximity to Leisure Activity Room
11.507	Storage	1	1	50	50	One small storage to maintain institutional supplies
11.508	Unit Laundry	1	1	80	80	Each to contain 2 washer / 2 dryers
11.509	Janitor Closet	1	1	35	35	Placed strategically in common corridor connecting dormitories
11.510	Outdoor Recreation	1	1	500	500	
Subtotal (NSF)					4,965	
Subtotal (NSF) 6 Units					29,790	
Grossing Factor @ 65%					19,364	
Total					49,154	
TOTAL AREA (NSF)					63,943	
TOTAL AREA (DGSF)					99,280	



NOTE: LAUMAKA (PRE-RELEASE) NOT INCLUDED

11.0 PRE-RELEASE AND DAY REPORTING (PRC)



(7) 12-4 PERSON SLEEPING ROOMS @160 EACH

11.500 PRE-RELEASE SECURE HOUSING - 48 INMATE UNITS

Conclusion

This interim program serves as a base line for the planning for both the OCCC Detention and Pre-Release components of the project. As sites are evaluated, the programs will be overlaid on the ground to determine how the facility will fit. Where a smaller site might require a tighter footprint and a taller building arrangement, vertical circulation will be a programmatic and design influence. Conversely, a larger site would allow for a lower density layout providing a different type of organization. If PSD determines that Pre-trial and Sentenced are located on different sites, it will be necessary to revisit how services and programs are delivered to the different facility components. This program is a living document to be used as a guide as the planning process moves forward.

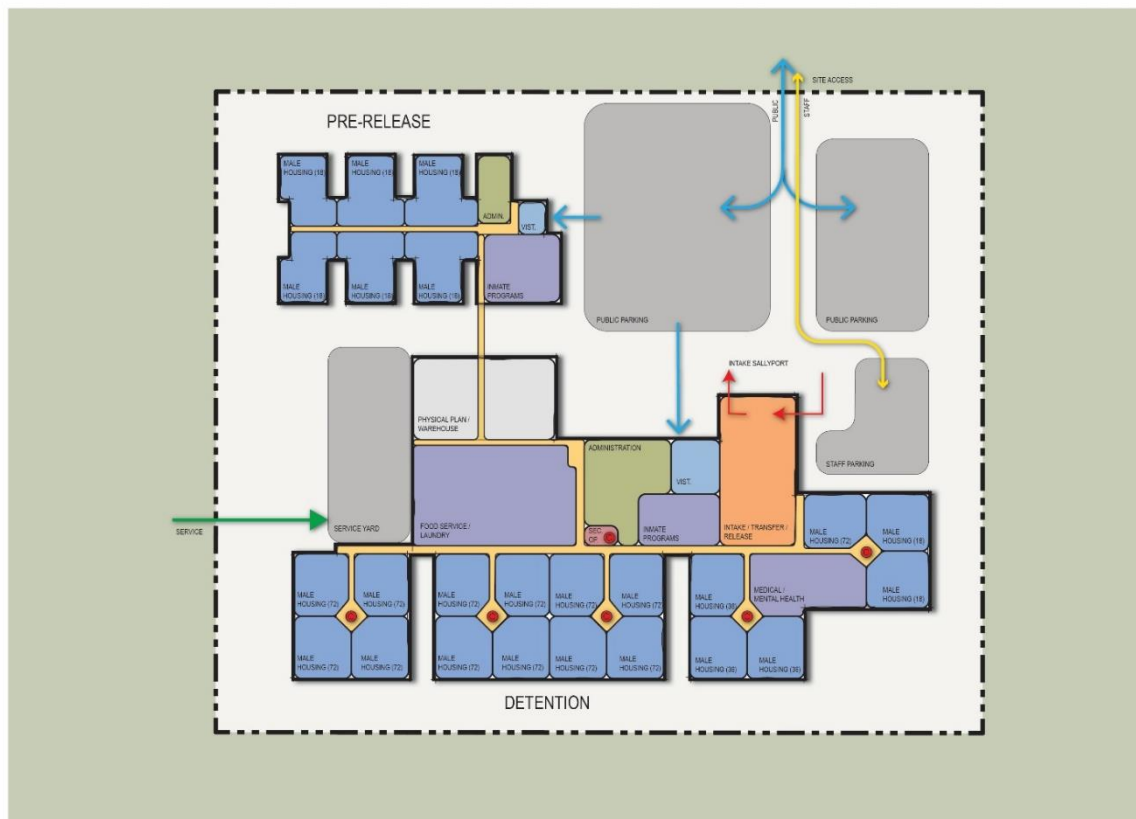
It should be noted that since the female growth requirements identified in the Population Forecast are not addressed in this document, PSD is encouraged to address them in the near future to assure that parity issues are addressed.

Appendix A

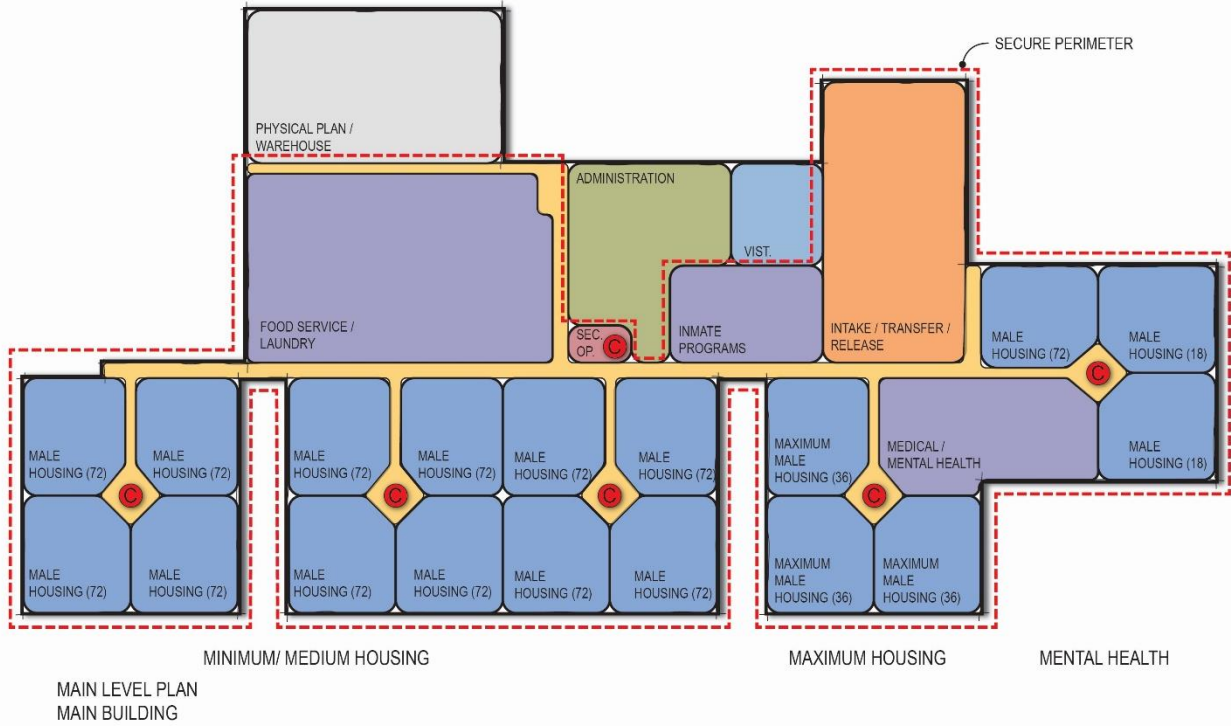
Facility Configuration Options

At this point in the planning process there are three potential facility configurations for the OCCC Replacement project. With each option there is a minimum site size. These three footprints are to be used in order to evaluate the various sites. Each option has its own advantages and disadvantages from design, cost, and operational aspects. These issues are to be considered when examining the different sites.

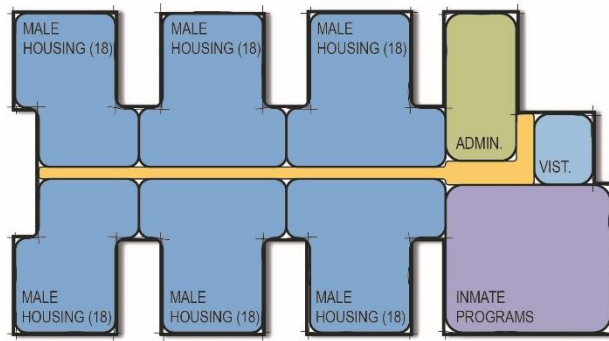
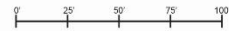
1. **Low-Rise** – This option placed all building components on a single level with the exception of the mezzanine configuration of the housing units. The Pre-Release element is separate from the Detention component.
 - a. With the larger footprint, this option requires a larger site when compared to the other options.
 - b. No requirement for elevators.
 - c. Emergency exiting is fairly straightforward.
 - d. Horizontal circulation may require longer travel distances.
 - e. Construction cost and duration for constructing a Low-Rise facility is relatively lower.
 - f. Low-Rise configuration may lend itself to modular construction more easily when compared to others.
 - g. Compliance with ADA requirements is easier.
 - h. Surface parking is included.



LOW-RISE SITE

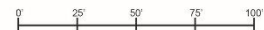


LOW-RISE FLOOR PLANS

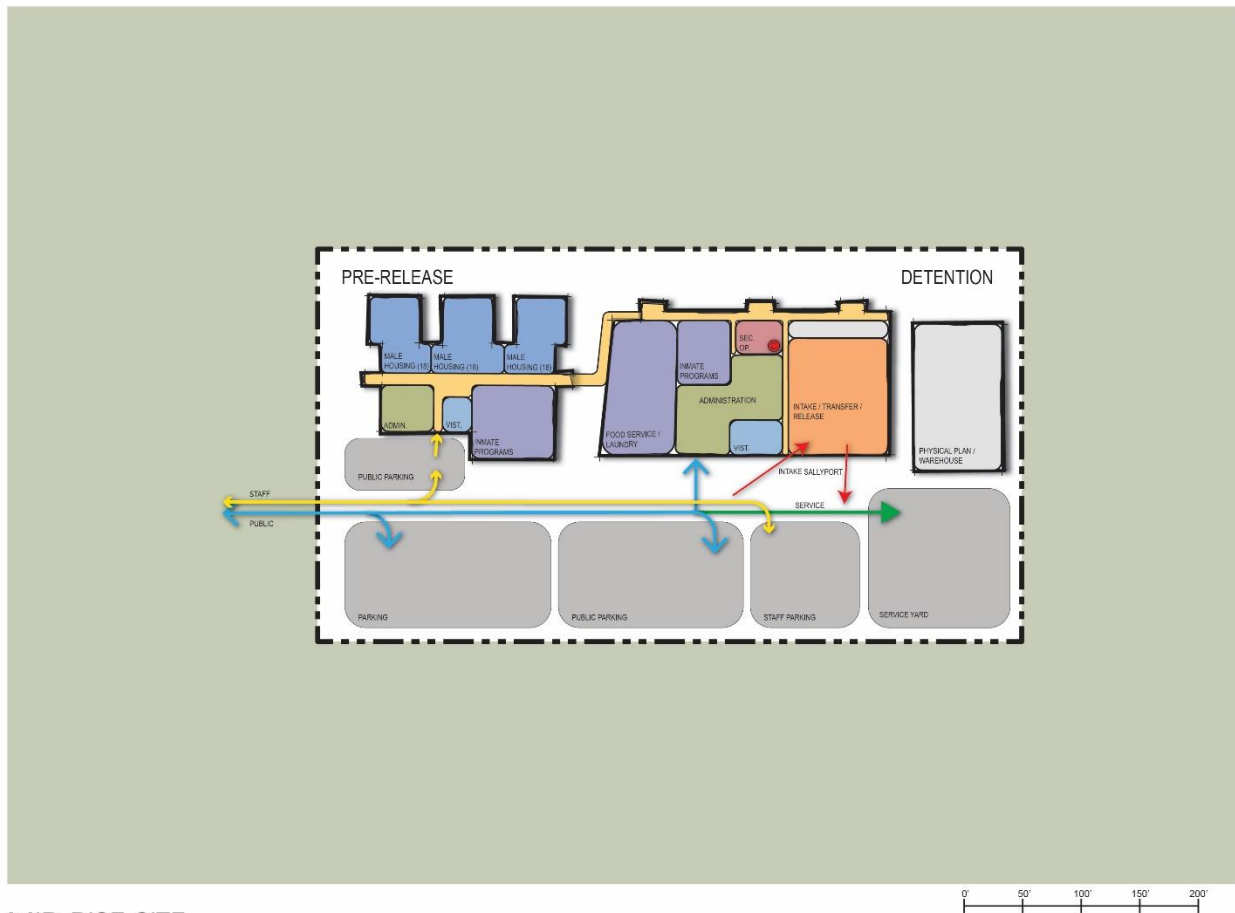


MAIN LEVEL PLAN
PRE-RELEASE FACILITY

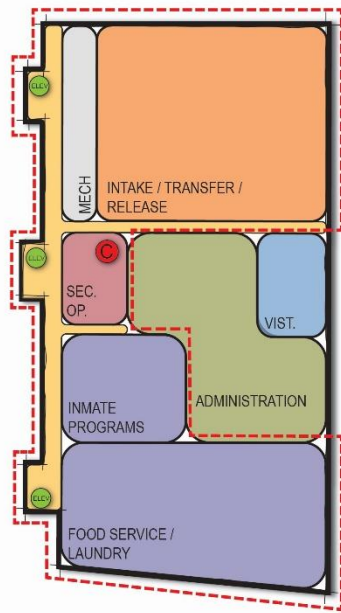
LOW-RISE PRE-RELEASE FACILITY FLOOR PLANS



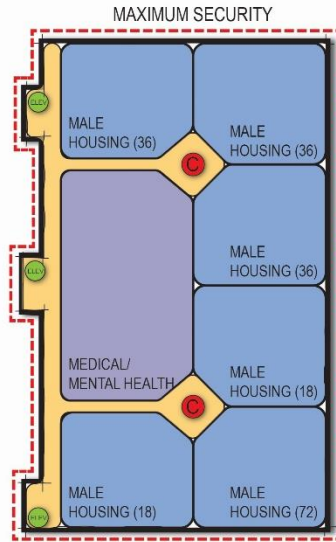
2. **Mid-Rise (4 Stories)** – This option would include stacking housing units on top of various other support elements of the program. The Pre-Release element is separate from the Detention component.
 - a. This option will work on a smaller site than the Low-Rise.
 - b. Elevators will be required for both the Pre-Release and the Detention components of the facility. This leads to additional staff to manage movement.
 - c. Horizontal travel distances would not be as great as the Low-Rise.
 - d. Emergency exiting is more complex, relying on enclosed stairwells.
 - e. Construction cost and construction duration may be greater than Low-Rise.
 - f. Use of modular construction is possible but may not be as appropriate as with the Low-Rise option.
 - g. Compliance with ADA requirements is achievable but not as easy as Low-Rise.
 - h. This option assumes surface parking; if the site is smaller, structured parking is required.



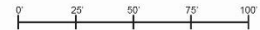
MID-RISE SITE



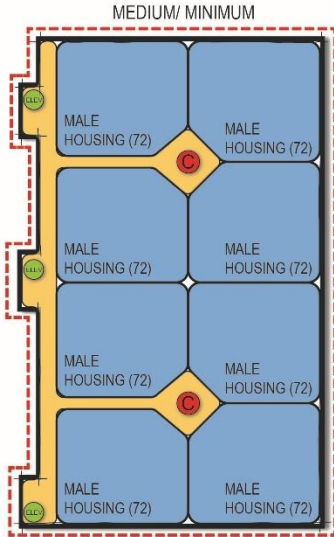
MAIN LEVEL PLAN - 18' FLOOR TO FLOOR
MAIN BUILDING



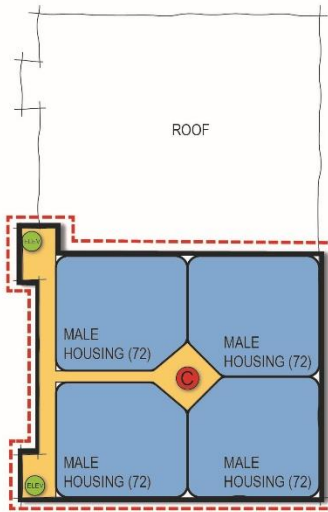
SECOND LEVEL PLAN - 22' FLOOR TO FLOOR
MAIN BUILDING



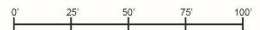
MID-RISE FLOOR PLANS



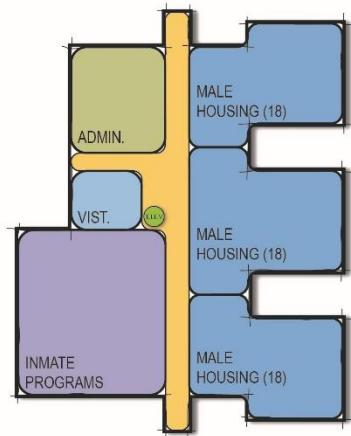
THIRD LEVEL PLAN - 22' FLOOR TO FLOOR
MAIN BUILDING



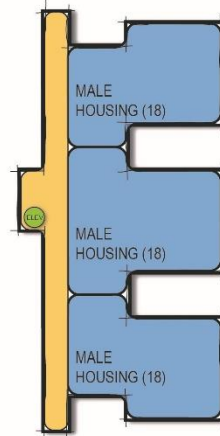
FOURTH LEVEL PLAN
MAIN BUILDING



MID-RISE FLOOR PLANS

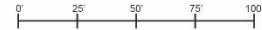


MAIN LEVEL PLAN - 18' FLOOR TO FLOOR
PRE-RELEASE FACILITY

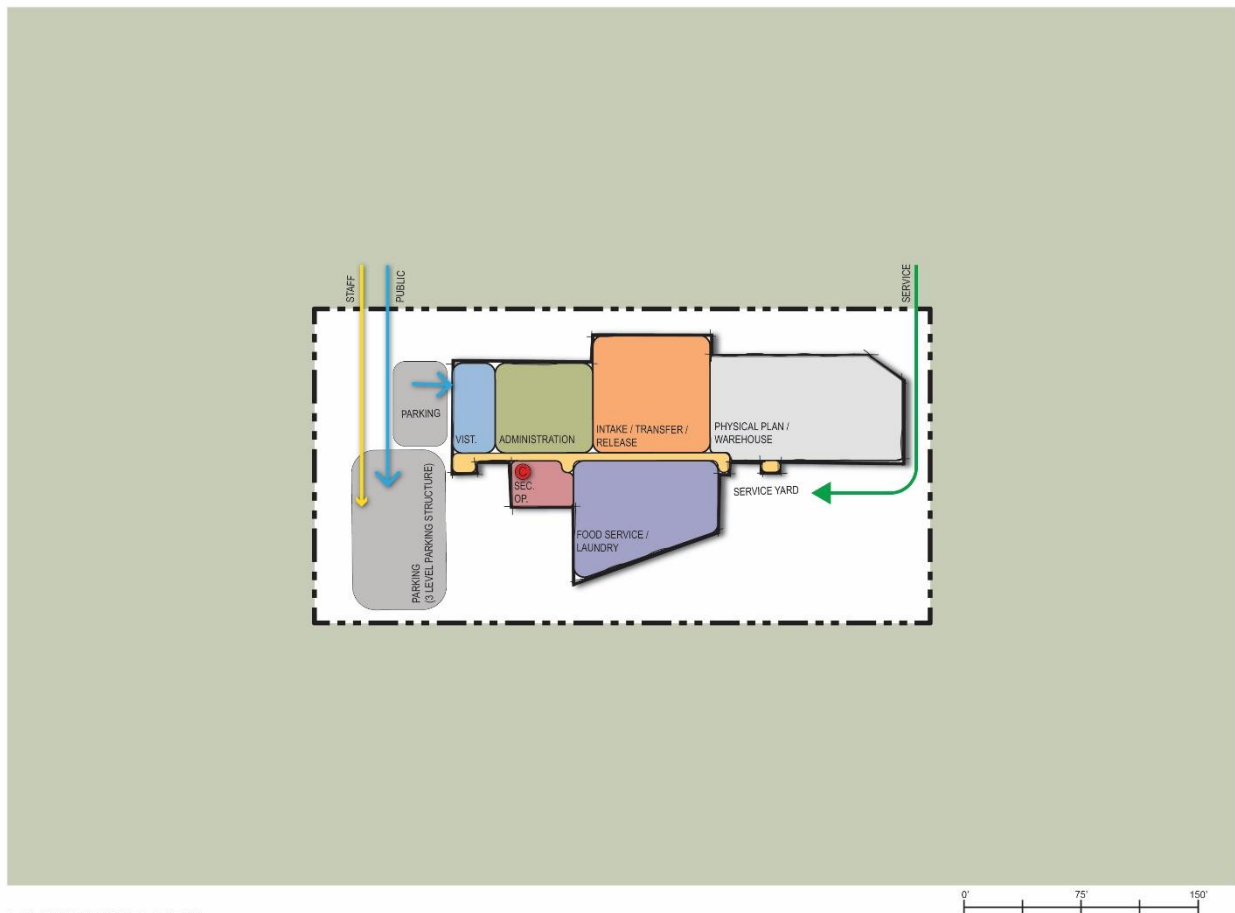


SECOND LEVEL PLAN
PRE-RELEASE FACILITY

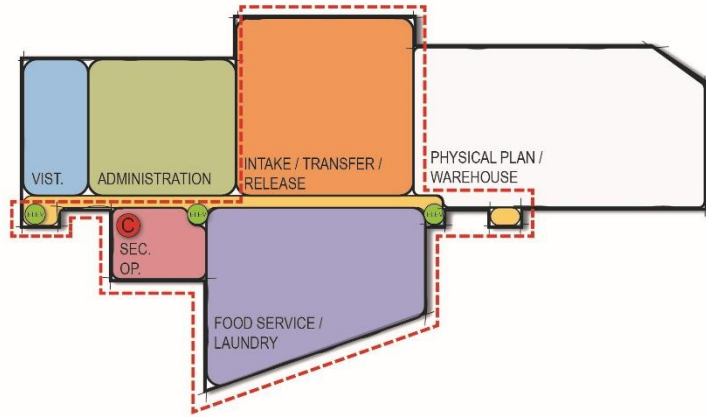
MID-RISE PRE-RELEASE FACILITY FLOOR PLANS



3. **High Rise** – This option would include stacking the entire facility, including Pre-Release, into a single structure.
- This option is applicable for the smallest site.
 - There is a reliance on an extensive elevator system for movement of personnel and services. This leads to additional staff to manage movement.
 - Emergency exiting is more complex, relying on stairwells.
 - Construction cost and construction duration may be greater than the other two options.
 - Use of modular construction is possible, but may not be as appropriate as with the Low-Rise option.
 - Compliance with ADA requirements is achievable but not as easy as Low-Rise.
 - This option assumes structured parking.

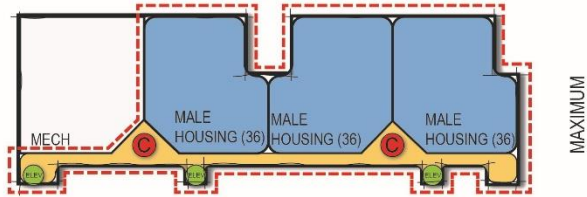
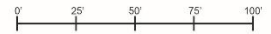


HIGH-RISE SITE

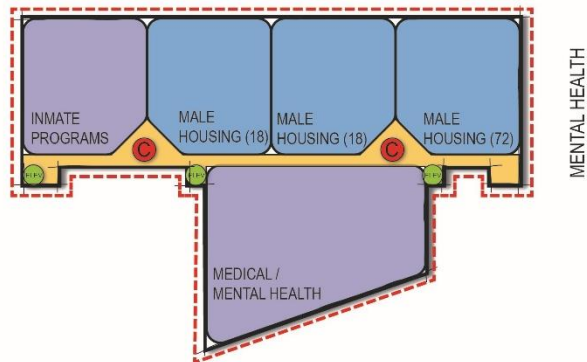


MAIN LEVEL - 18' FLOOR TO FLOOR
MAIN BUILDING

HIGH-RISE SITE FLOOR PLANS

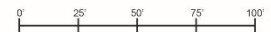


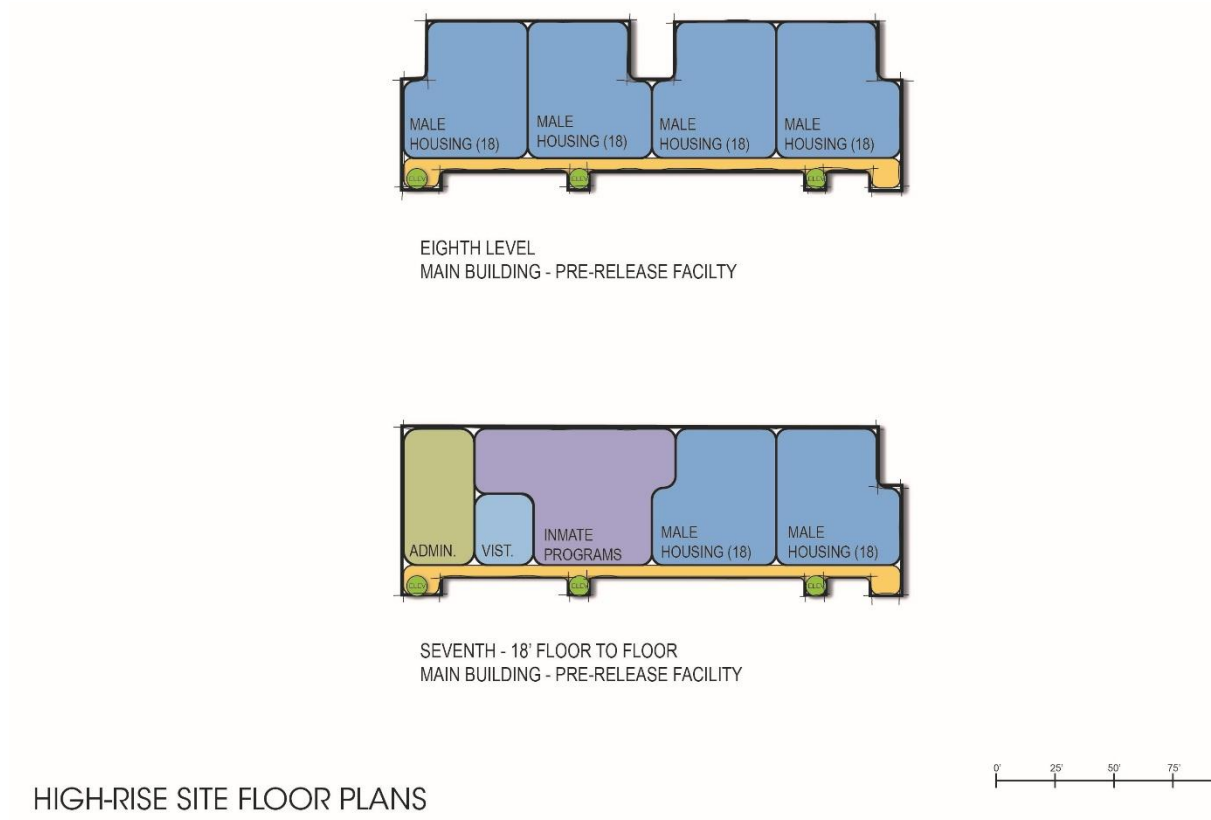
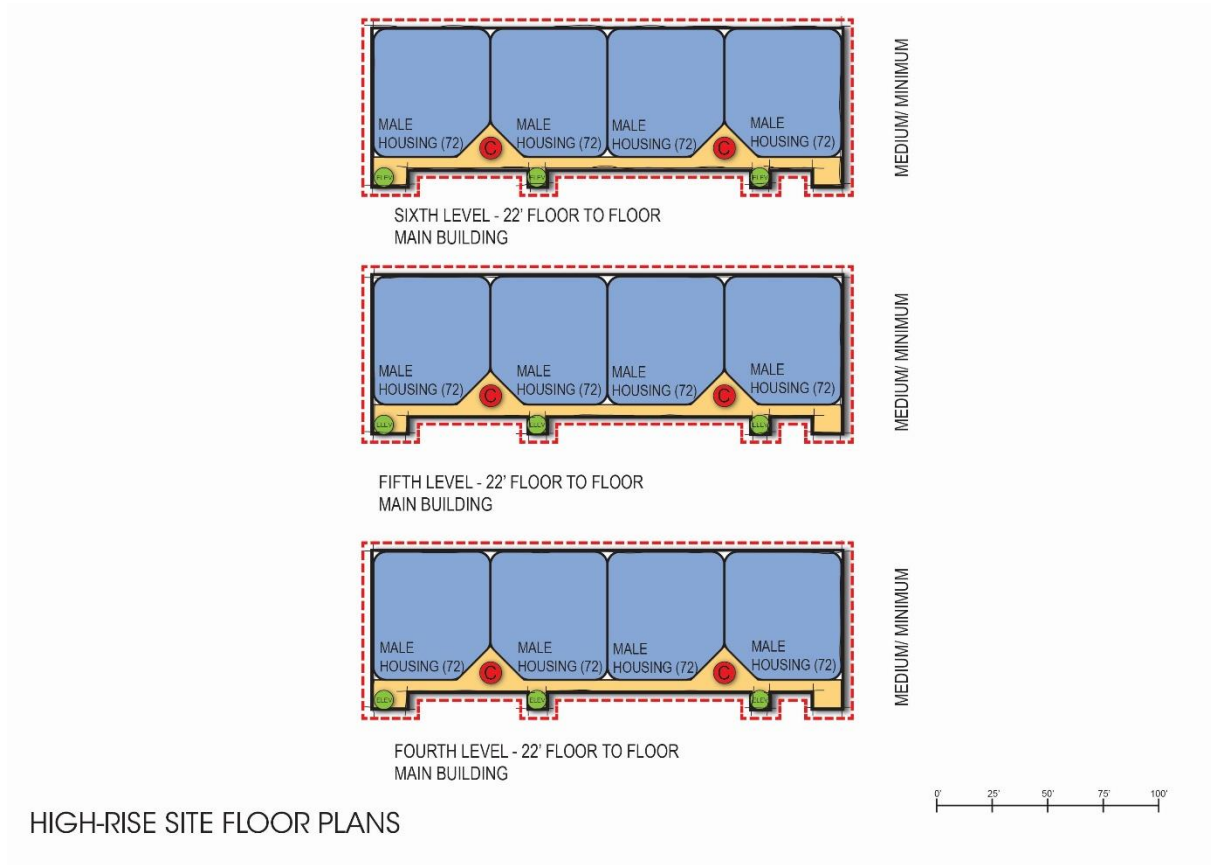
THIRD LEVEL - 22' FLOOR TO FLOOR
MAIN BUILDING



SECOND LEVEL - 22' FLOOR TO FLOOR
MAIN BUILDING

HIGH-RISE SITE FLOOR PLANS







Part 2: Site Fit Study

Oahu Community Correctional Center

Date: October 2017



State of Hawaii
Department of Accounting and General Services
Department of Public Safety

Prepared by:



Table of Contents

	Page
1.0 INTRODUCTION	4
2.0 OAHU COMMUNITY CORRECTIONAL CENTER SITE.....	5
3.0 HALAWA CORRECTIONAL FACILITY SITE	13
4.0 MILILANI TECHNOLOGY PARK SITE	21
5.0 ANIMAL QUARANTINE STATION SITE	29

List of Exhibits

2.01 OCCC (Kalihi) Space List Recap	7
2.02 OCCC (Kalihi) Site Diagram.....	8
2.03 OCCC (Kalihi) Site / Level 1 Diagram	8
2.04 OCCC (Kalihi) Level 2 Diagram – Detention	9
2.05 OCCC (Kalihi) Level 3 Diagram – Detention	9
2.06 OCCC (Kalihi) Level 4 Diagram – Detention and Pre-Release.....	10
2.07 OCCC (Kalihi) Level 5 Diagram – Pre-Release	10
2.08 OCCC (Kalihi) Level 6 Diagram – Pre-Release	11
2.09 OCCC (Kalihi) Building Mass Diagram	11
2.10 OCCC (Kalihi) Building Mass Diagram	12
3.01 Halawa Correctional Facility - Space List Recap	15
3.02 Halawa Correctional Facility - Site Diagram.....	16
3.03 Halawa Correctional Facility - Site / Ground Level Diagram.....	16
3.04 Halawa Correctional Facility - Lower Level Diagram – Detention	17
3.05 Halawa Correctional Facility - Ground Level Diagram – Detention	17
3.06 Halawa Correctional Facility - Level 2 Diagram – Detention	18
3.07 Halawa Correctional Facility - Level 3 Diagram – Detention	18
3.08 Halawa Correctional Facility - Level 4 Diagram – Detention and Pre-Release.....	19
3.09 Halawa Correctional Facility - Level 5 Diagram – Pre-Release	19
3.10 Halawa Correctional Facility - Building Mass Diagram	20
3.11 Halawa Correctional Facility - Building Mass Diagram	20
4.01 Mililani Technology Park - Space List Recap	22
4.02 Mililani Technology Park - Site Diagram	23
4.03 Mililani Technology Park - Site / Level 1 Diagram	23
4.04 Mililani Technology Park - Level 1 Diagram – Detention.....	24
4.05 Mililani Technology Park - Level 2 Diagram – Detention.....	24
4.06 Mililani Technology Park - Level 3 Diagram – Detention.....	25
4.07 Mililani Technology Park - Level 4 Diagram – Detention.....	25
4.08 Mililani Technology Park - Level 1 Diagram – Pre-Release.....	26
4.09 Mililani Technology Park - Level 2 Diagram – Pre-Release.....	26
4.10 Mililani Technology Park - Building Mass Diagram.....	27
4.11 Mililani Technology Park - Building Mass Diagram.....	27
4.12 Mililani Technology Park - Building Mass Diagram.....	28
5.01 Animal Quarantine Station - Space List Recap.....	30
5.02a Animal Quarantine Station - Building Setback.....	31

5.02 Animal Quarantine Station - Site Diagram – Option 1 32

5.03 Animal Quarantine Station - Site / Level 1 Diagram – Option 1 32

5.04 Animal Quarantine Station - Site Diagram – Option 2 33

5.05 Animal Quarantine Station - Site / Level 1 Diagram – Option 2 33

5.06 Animal Quarantine Station - Level 1 Diagram – Detention 34

5.07 Animal Quarantine Station - Level 2 Diagram – Detention 34

5.08 Animal Quarantine Station - Level 3 Diagram – Detention 35

5.09 Animal Quarantine Station - Level 4 Diagram – Detention 35

5.10 Animal Quarantine Station - Level 1 Diagram – Pre-Release 36

5.11 Animal Quarantine Station - Level 2 Diagram – Pre-Release 36

5.12 Animal Quarantine Station - Building Mass Diagram – Option 1 37

5.13 Animal Quarantine Station - Building Mass Diagram – Option 1 37

5.14 Animal Quarantine Station - Building Mass Diagram – Option 2 38

5.15 Animal Quarantine Station - Building Mass Diagram – Option 2 38

1.0 Introduction

The planning process has progressed to the point that there is a baseline architectural program and four sites that have risen to the top of the list for a potential location for the proposed OCCC facility. At this point, the team has created design concepts for each site to assess feasibility and conduct an evaluation for each location. This Site Fit Study is an examination of each site. The analysis includes adjustments to the architectural space program from the baseline program to accommodate differing efficiencies due to building configurations. The following discussion includes observations on the potential benefits and drawbacks of each location; graphic representations of concepts at each site are included.

The baseline program is site neutral. It assumes that the project site is large enough to accommodate a low-rise facility, allowing for a fairly efficient layout of the buildings and allowing that there is enough space for surface parking. As shown in the program space list summaries that follow, each of the options have differing efficiencies for additional vertical circulation and for differing parking arrangements. Both the existing OCCC site and the Halawa Correctional Facility sites must include structured parking. The other two sites are large enough for surface parking.

An additional consideration represented in these options is the Laumaka Pre-Release component. For the OCCC (Kalihi) option, the Hawaii Department of Public Safety (PSD) has directed that the 96 Work Furlough beds will be relocated to the OCCC site. This difference is discussed in the following section. For the other three alternative OCCC sites, the Laumaka Pre-Release program remains on its existing site.

Although the proposed new OCCC will not be a facility owned or managed by the Hawaii Department of Accounting and General Services (DAGS), the DAGS Office Space Standards were used as a baseline. As the program has been reviewed, DAGS Office Space Standards have changed; the program has been adjusted accordingly.

2.0 Oahu Community Correctional Center Site

This site option is at the current site of the Oahu Community Correctional Center (OCCC) located in the Kalihi district of Honolulu consisting of approximately 16.46 acres of land accessed from Kamehameha Highway and from Puuhale Road. The site is relatively level, and while the new facility is developed, the existing facility would remain operational.

Should this site be considered the preferred location, several aspects to the project fall into place. The existing facility will remain in secure operation during construction. If this option is chosen, PSD is planning to minimize the site area devoted to OCCC development so that as many as eight acres of the 16.46-acre site can be turned over to the State of Hawaii to be redeveloped as they see fit. This scenario leads to a phased construction project which includes temporary housing accommodations and support spaces for as many as 300 inmates. These temporary facilities would be located at the Halawa Correctional Facility for the duration of OCCC construction. In addition to temporary housing, there will be a need to secure a location(s) for temporary parking in the vicinity of the existing OCCC for both staff and the public.

The phased construction will lead to a longer construction schedule when compared to the other options, increased operational cost, higher construction cost, and reduced operational efficiency. Maintaining security on the site during construction will have a staffing cost impact.

Phases of construction would be similar to the following:

- Construct temporary housing, support, and parking facilities;
- Relocate staff and inmates to temporary facilities;
- Demolish facilities that fall into the footprint of the new facilities;
- Construct the building portion of the new facility;
- Occupy the new facility (still using temporary parking) and vacate temporary buildings;
- Close the Laumaka Facility;
- Demolish existing facilities;
- Construct new parking structure and occupy;
- Vacate and demolish temporary facilities;
- Facility is fully operational.

The new construction will be on a very tight site providing limited space for contractor lay down areas, construction materials storage, construction parking, and contractor administrative space.

The design of the new facility consolidates both Detention and Pre-Release programs under a single roof in a six-story structure. Structured parking is required in order to make the rest of the site developable for a different use. While access to the facility is from Kamehameha Highway, it is recommended that PSD maintain an easement allowing a secondary limited use access to Puuhale as a condition of the land transaction transfer.

Functions in the first floor include Administration, Intake Service Center (ISC), Intake/Transfer/Release (ITR), Food Service, Laundry, Inmate Programs, and Visitation. The Warehouse and Maintenance are on the first level in a freestanding structure. Visitor parking is on the first floor of the parking structure, staff parking is on the upper level of the garage. Located on the second floor are Medical Services, Maximum Security Housing, Special Needs Housing, Acute Mental Health Housing, and Mental Health Stepdown Housing. The third floor is all Medium/Minimum Security Housing. Medium/Minimum Security Housing, Pre-Release Program and Administrative spaces are located on the fourth floor. The fifth floor is occupied by Pre-Release housing and the sixth floor is shared by Pre-Release housing and a Mechanical Penthouse.

With the mix of non-sentenced detention, sentenced detention, and sentenced pre-release, the organization and management of the facility requires layers of separation. Both vertical and horizontal circulation must be organized for proper control. Staffed control points are strategically located for movement control. Additional staffed positions are located within the various components as indicated in the program. Several elevators will transport staff, inmates, and materials to the various floors. Typically, there would be at least one elevator for service functions. The current design concepts include stair cases to meet code requirements. These will be further developed as the design for the facility progresses.

Typically, a Detention facility will be designed and constructed to a different standard than a Pre-Release facility. The Pre-Release does not have to be built to the same level of vandal resistance and security as Detention. The consolidation of both populations into a single structure will dictate that much of the Pre-Release component will be constructed to the same level of security and vandal resistance as the Detention components.

Future expansion on this site will not be possible. If the demand for detention and pre-release capacity increases, expansion at other existing facilities or the creation of new facilities will be necessary. The programmed building efficiency for this site will be different than that used for the baseline program in a couple of areas. A factor is added for additional space inefficiency due to the vertical configuration requiring more circulation and less flexibility in space layout. The baseline parking program is based on surface parking; structured parking is less efficient, requiring more square footage.

The following items include:

- Recap of the space program for this option;
- Site layout diagrams;
- Layout diagrams of the various floor levels illustrating main program components, circulation paths both vertical and horizontal, and potential movement control staff locations; and
- Two-dimensional representations of building mass set into their different environments.

	Component	Net Useable Square Feet	Departmental Gross Square Feet
OCCC (Kalihi) SPACE LIST SUMMARY FOR OCCC DETENTION MALE BEDS			
1.000	Administration	10,921	15,289
2.000	Visitation	5,138	7,193
3.000	Intake/Transfer/Release	14,910	23,111
4.000	Intake Service Center	3,177	4,448
5.000	Security Operations	3,500	4,900
6.000	Inmate Program Services	5,938	8,016
7.000	Medical Services	11,669	16,337
8.000	Food and Laundry Services	18,891	23,614
9.000	Physical Plant Operations	26,510	30,487
10.000	Inmate Housing - Male	127,140	196,925
	Subtotal NSF	227,794	
	TOTAL DGSF		330,319
	Building Gross @ 15%		49,548
	Add for additional vertical circulation @ 4%	9112	9,112
GRAND TOTAL BGSF			388,979
	Site Influences		
	Staff Parking and Shift change allocation	300 @ 300 Sq. Ft.	90,000
	Public Parking Allocation	70 @ 300 Sq. Ft.	21,000
	Add for structured Parking	LS 5,550	5,550
	Service Yard Allocation	LS 10,000	10,000
TOTAL SITE ALLOCATIONS			126,550
SPACE LIST SUMMARY FOR PRE-RELEASE MALE BEDS			
11.000	Pre-Release Center	73,673	115,374
	Subtotal NSF	73,673	
	TOTAL DGSF		115,374
	Building Gross @ 15%		17,306
	Add for additional vertical circulation @ 4%	2947	2,947
GRAND TOTAL BGSF			135,627
	Site Influences		
	Staff Parking and Shift change allocation	130 @ 300 Sq. Ft.	39,000
	Public Parking Allocation	20 @ 300 Sq. Ft.	6,000
	Add for structured Parking	LS 2,250	2,250
	Service Yard Allocation	See OCCC Allocation	-
TOTAL SITE ALLOCATIONS			47,250

Exhibit 2.01 – OCCC (Kalihi) Space List Recap

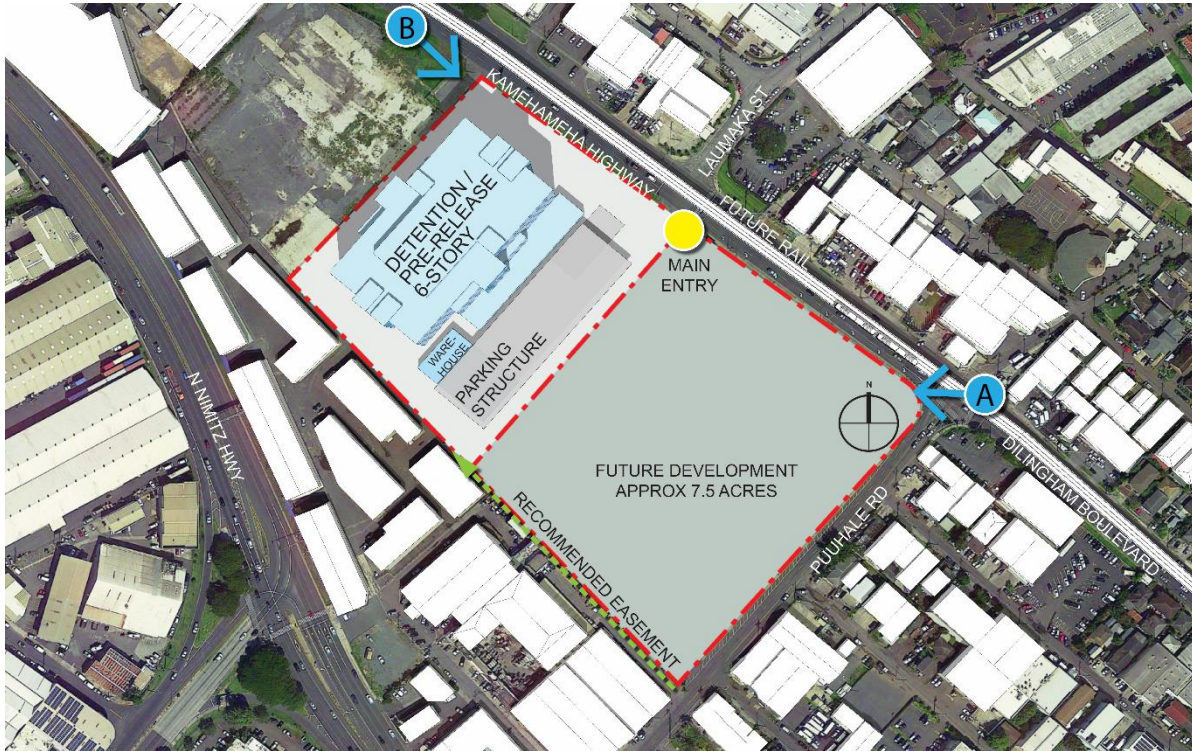
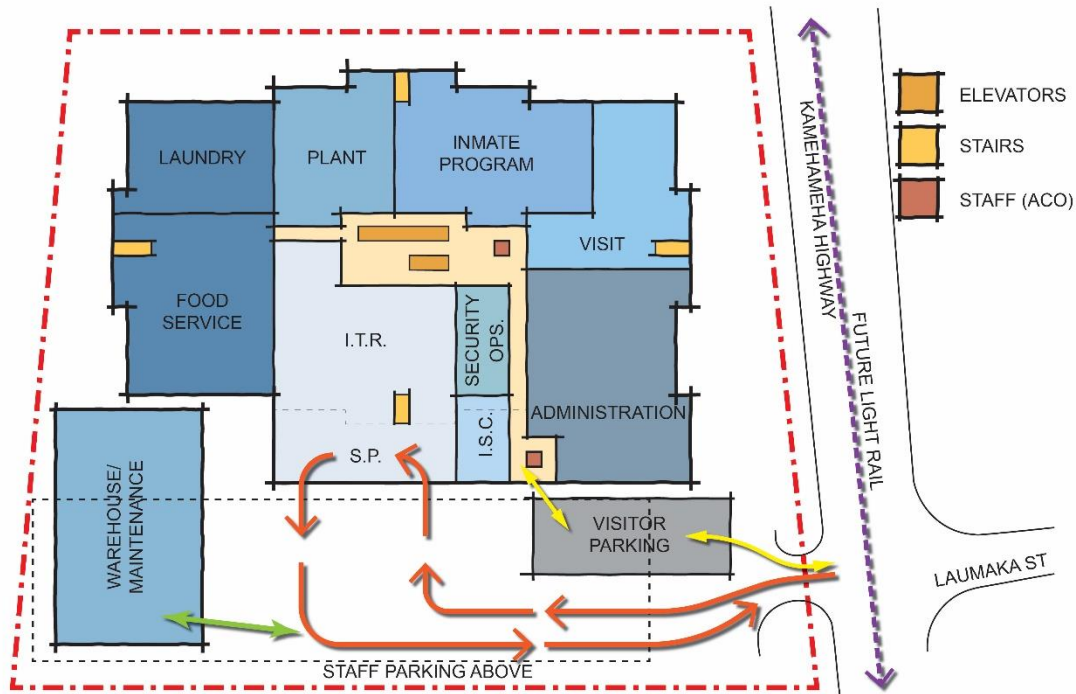


Exhibit 2.02 – OCCC (Kalihi) Site Diagram



SITE PLAN/ LEVEL 1

(Kalihi) Site / Level 1 Diagram



Exhibit 2.03 – OCCC

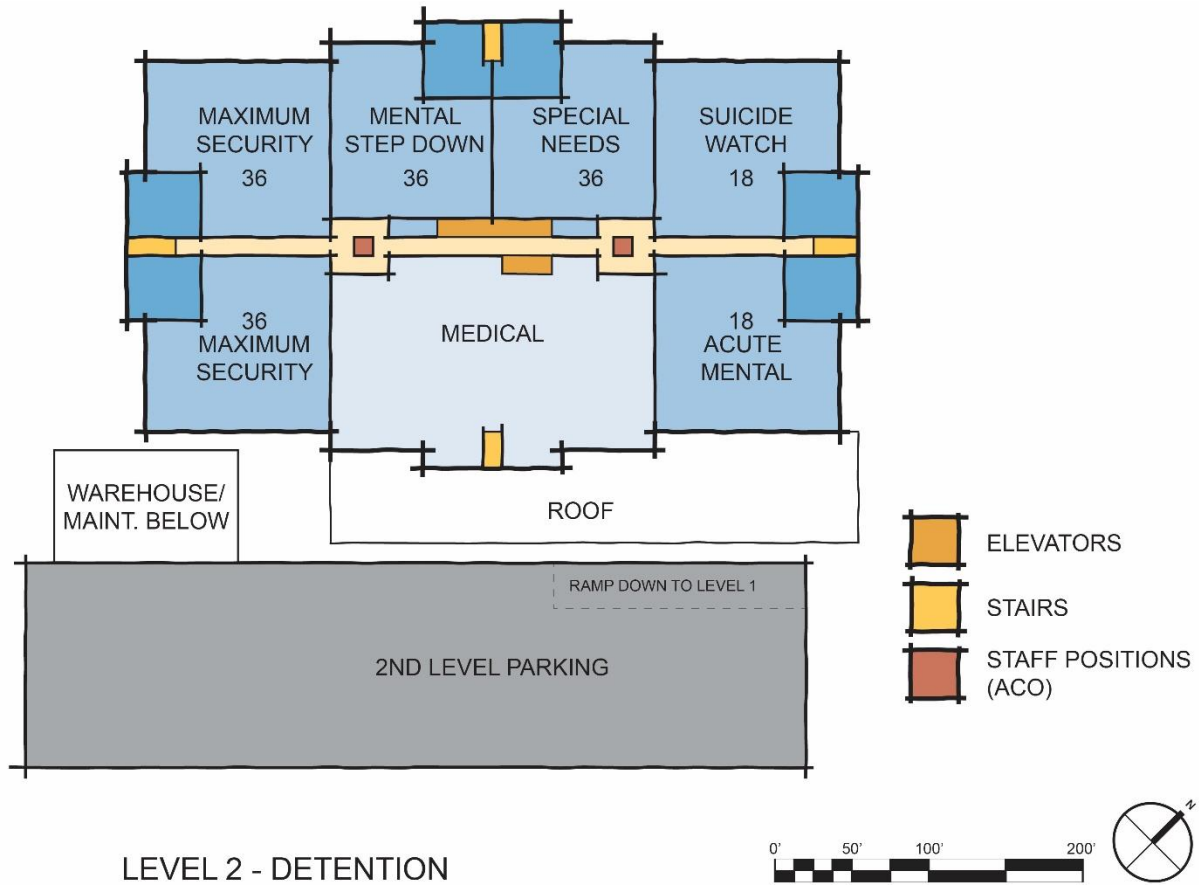


Exhibit 2.04 – OCCC (Kalihi) Level 2 Diagram - Detention

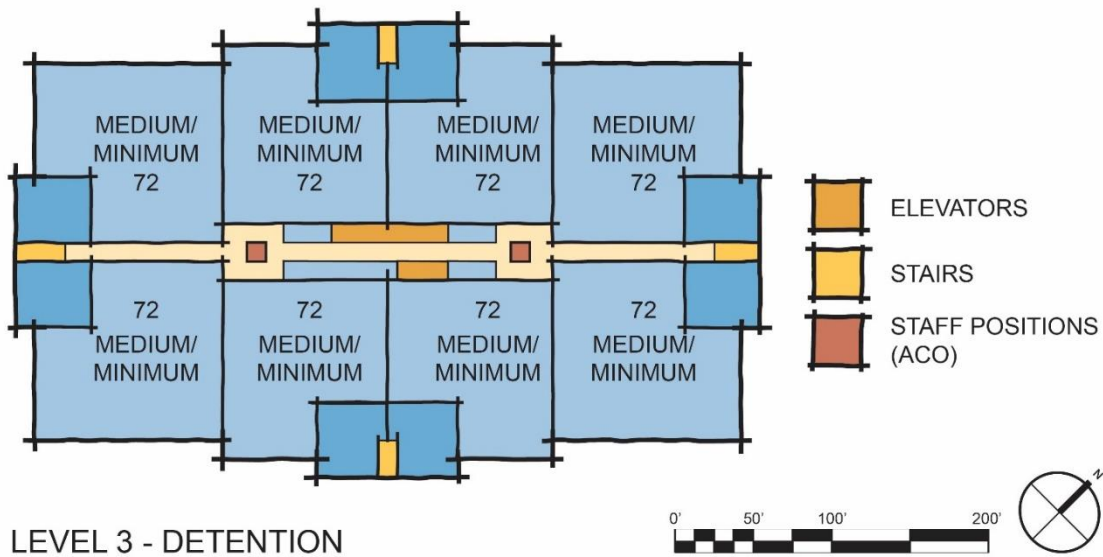


Exhibit 2.05 – OCCC (Kalihi) Level 3 Diagram - Detention

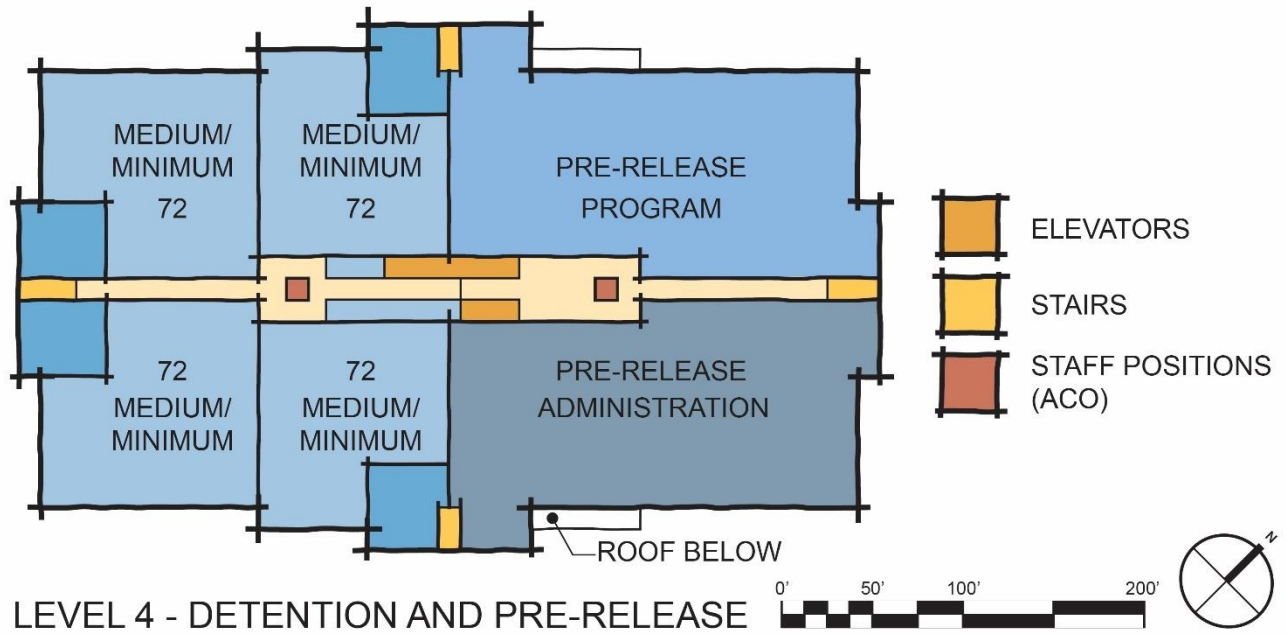


Exhibit 2.06 – OCCC (Kalihi) Level 4 Diagram – Detention and Pre-Release

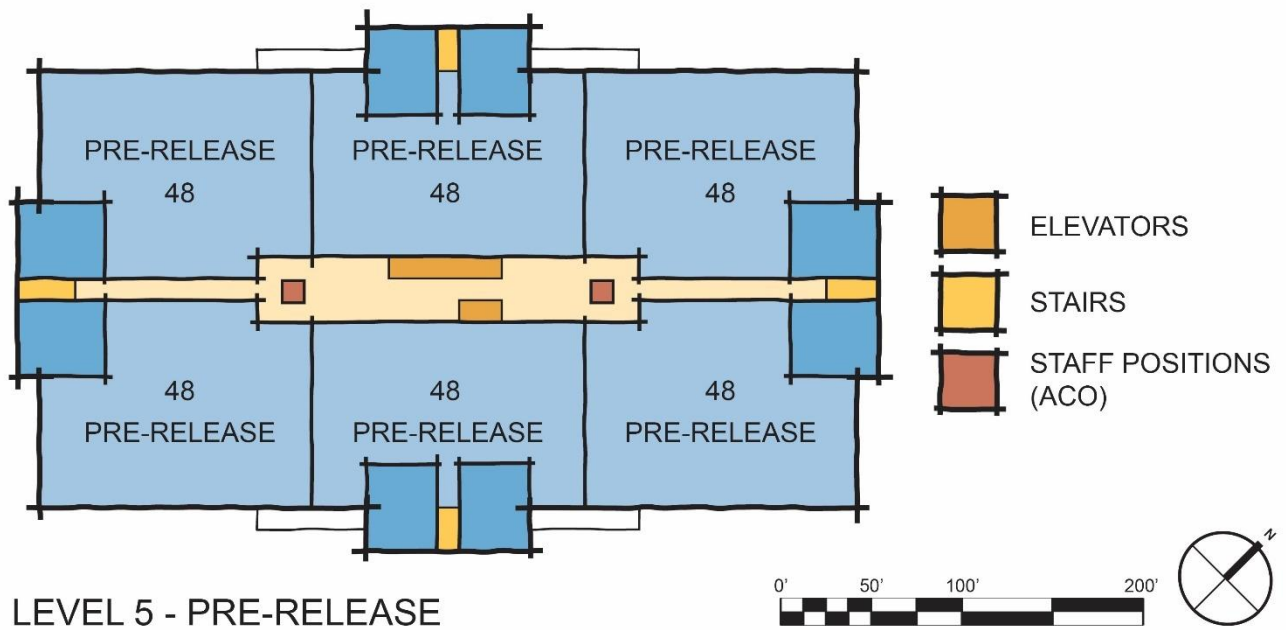
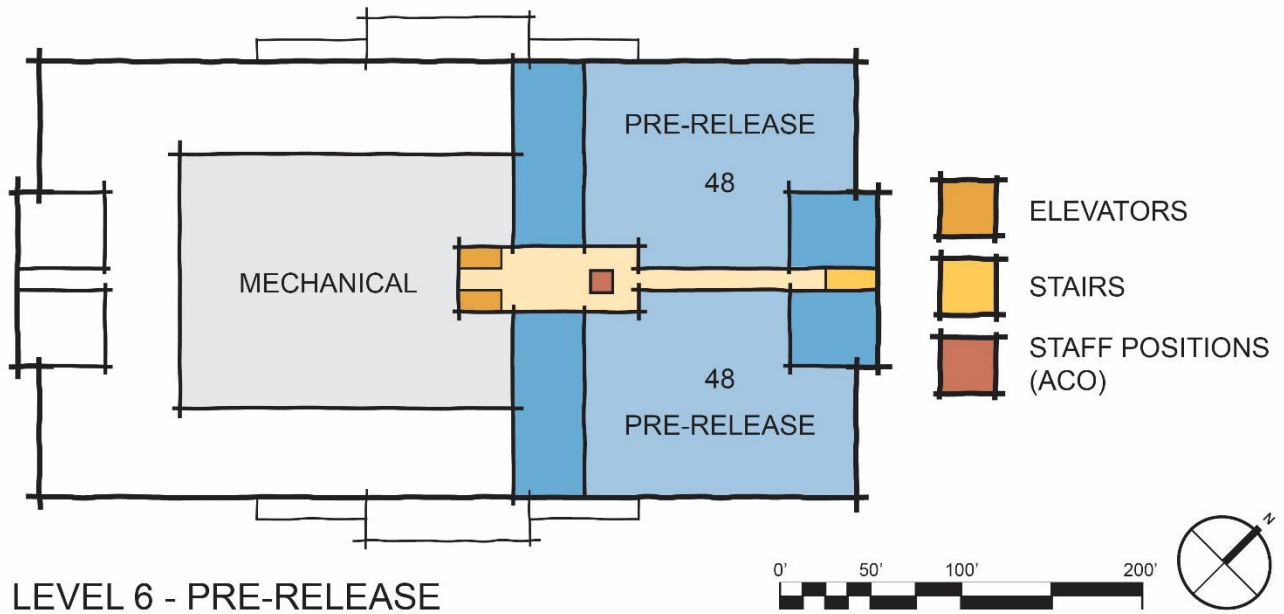


Exhibit 2.07 – OCCC (Kalihi) Level 5 Diagram – Pre-Release



LEVEL 6 - PRE-RELEASE

Exhibit 2.08 – OCCC (Kalihi) Level 6 Diagram – Pre-Release

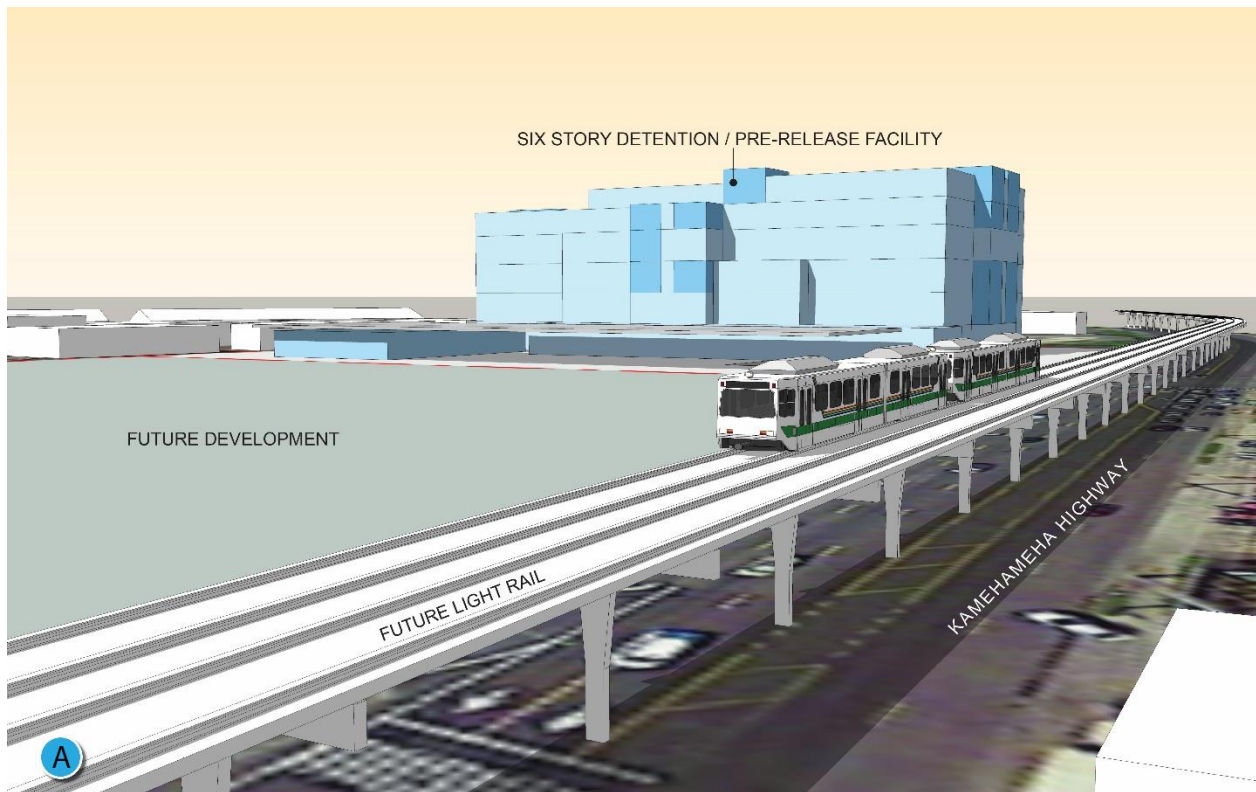


Exhibit 2.09 – OCCC (Kalihi) Building Mass Diagram




Exhibit 2.10 – OCCC (Kalihi) Building Mass Diagram

3.0 Halawa Correctional Facility Site

The Halawa Correctional Facility Site option is located at the east end of the existing correctional facility which includes the Halawa Medium Security Facility (HMSF) and the Halawa High Security Facility (HHSF). The site development area is quite small and with very little level ground. The design must conform to the topography. The site has a single point of access from Halawa Valley Street which connects to a single lane road used to access Board of Water Supply and HECO facilities. Modifications to the existing road will be required to accommodate the addition of the relocated OCCC facility. An emergency/fire road connection can be made connecting to the existing HMSF fire road.

For this site option, the Pre-Release program at the Laumaka Work Furlough site will remain in operation. While this option requires less overall square footage, the small site requires that parking, warehousing, and maintenance facilities be developed within the overall footprint.

There will be a requirement for limited phased construction to modify the HHSF and HMSF perimeter fences to make room and modify the road leading to the Board of Water Supply and HECO facilities to achieve site access. The main portion of the project should be constructed in a single phase. Once this facility is constructed, the existing OCCC facility can be vacated, inmates transferred, and then returned to the State of Hawaii for control to be redeveloped as they see it.

The new construction will be on a very small site providing limited space for contractor lay down areas, construction materials storage, construction employee parking, and contractor administrative space.

The design of the new facility consolidates both Detention and Pre-Release programs under a single roof in a six-story structure. Structured parking is required to fit the facility onto the site. Functions in the first floor include Administration, Inmate Programs, Intake/Transfer/Release (ITR), Intake Service Center (ISC), Security Operations, and Visitation. The Sally Port, Warehouse and Maintenance are included in the structure on the lowest level to have at-grade access. Visitor parking is at grade on an upper level of the parking structure; staff parking is accessed from the lower level. Located on the second floor are Medical Services, Maximum Security Housing, Special Needs Housing, Acute Mental Health Housing, and Mental Health Stepdown Housing. The third floor is all Medium/Minimum Security Housing. Medium/Minimum Security Housing and Pre-Release Program and Administrative spaces are located on the fourth floor. The fifth floor is occupied by Pre-Release housing.

With the mix of non-sentenced detention, sentenced detention, and sentenced pre-release populations under a single roof, the organization and management of the facility requires layers of separation. Both vertical and horizontal circulation must be organized for proper control. Staffed control points are strategically located for movement control. Other staffed positions are located within the various components as indicated in the program. Several elevators will transport staff, inmates, and materials to the various floors. Typically, there would be at least one elevator for service functions. The current design concepts include staircases to meet code requirements. These will be further developed as the design for the facility progresses. Since the sally port is located on the lowest level of the building for at-grade access, there is a dedicated secure elevator communicating to the Intake/Transfer/Release area on the first floor.

Typically, a Detention facility will be designed and constructed to different standard than a Pre-Release facility. The Pre-release does not have to be built to the same level of vandal resistance and security as Detention. The consolidation of both populations into a single structure will dictate that much of the pre-release component will be constructed to the same level of security and vandal resistance as the detention components.

Future expansion on this site will not be possible due to the limited site area. If the demand for Detention and Pre-Release capacity increases, expansion at other existing facilities or creation of new facilities will be necessary. In addition, future expansion of either or both the High and Medium Security facilities will not be possible under this option, limiting the ability of the State to return prison inmates from the mainland in the

future. It will also be necessary to negotiate an easement for the use of a portion of the road leading to the Board of Water Supply and HEC0 facilities with the current land owner (Queen Emma Land Company).

The program efficiency for this site will be different than that used for the baseline program in several areas. A factor is added for additional space inefficiency due to the vertical configuration requiring more circulation and less flexibility in space layout. The baseline parking program is based on surface parking; structured parking is less efficient, requiring more square footage.

One advantage to this site is that it is already under the control and management of PSD.

The following items include:

- Recap of the space program for this option;
- Site layout diagrams;
- Layout diagrams of the various floor levels illustrating main program components, circulation paths both vertical and horizontal, and potential movement control staff locations; and
- Two-dimensional representations of building mass set into their different environments.

	Component	Net Useable Square Feet	Departmental Gross Square Feet
HALAWA SPACE LIST SUMMARY FOR OCCC DETENTION MALE BEDS			
1.000	Administration	10,921	15,289
2.000	Visitation	5,138	7,193
3.000	Intake/Transfer/Release	14,910	23,111
4.000	Intake Service Center	3,177	4,448
5.000	Security Operations	3,500	4,900
6.000	Inmate Program Services	5,938	8,016
7.000	Medical Services	11,669	16,337
8.000	Food and Laundry Services	18,891	23,614
9.000	Physical Plant Operations	26,510	30,487
10.000	Inmate Housing - Male	127,140	196,925
	Subtotal NSF	227,794	
	TOTAL DGFSF		330,319
	Building Gross @ 15%		49,548
	Add for additional vertical circulation @ 5%	11390	11,390
GRAND TOTAL BGSF			391,257
	Site Influences		
	Staff Parking and Shift change allocation	300 @ 300 Sq. Ft.	90,000
	Public Parking Allocation	70 @ 300 Sq. Ft.	21,000
	Add for structured Parking	LS 5,550	5,550
	Service Yard Allocation	LS 10,000	10,000
TOTAL SITE ALLOCATIONS			126,550
SPACE LIST SUMMARY FOR PRE-RELEASE MALE BEDS			
11.000	Pre-Release Center	63,743	98,990
	Subtotal NSF	63,743	
	TOTAL DGFSF		98,990
	Building Gross @ 15%		14,848
	Add for additional vertical circulation @ 5%	3236	3,236
GRAND TOTAL BGSF			117,074
	Site Influences		
	Staff Parking and Shift change allocation	130 @ 300 Sq. Ft.	39,000
	Public Parking Allocation	20 @ 300 Sq. Ft.	6,000
	Add for structured Parking	LS 2,250	2,250
	Service Yard Allocation	See OCCC Allocation	-
TOTAL SITE ALLOCATIONS			47,250

Exhibit 3.01 – Halawa Correctional Facility – Space List Recap

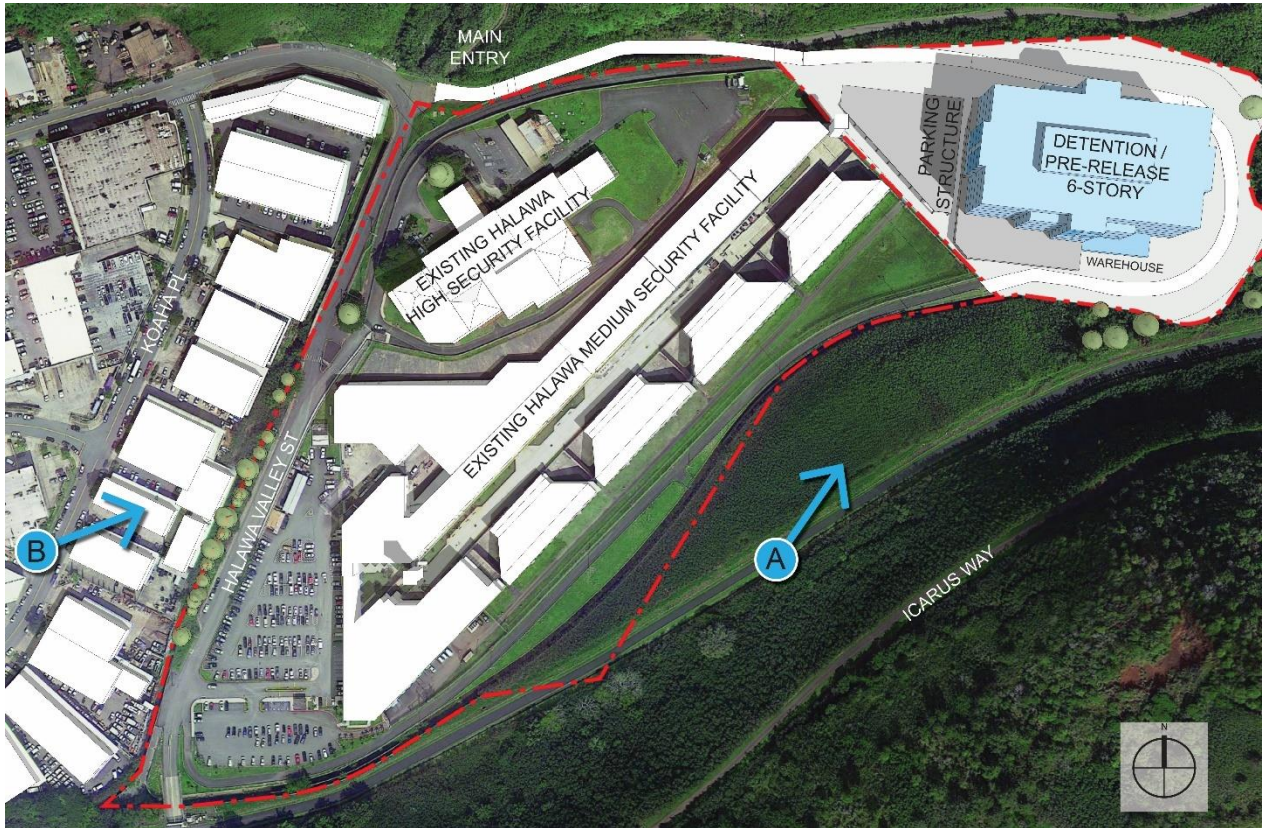


Exhibit 3.02 – Halawa Correctional Facility – Site Diagram

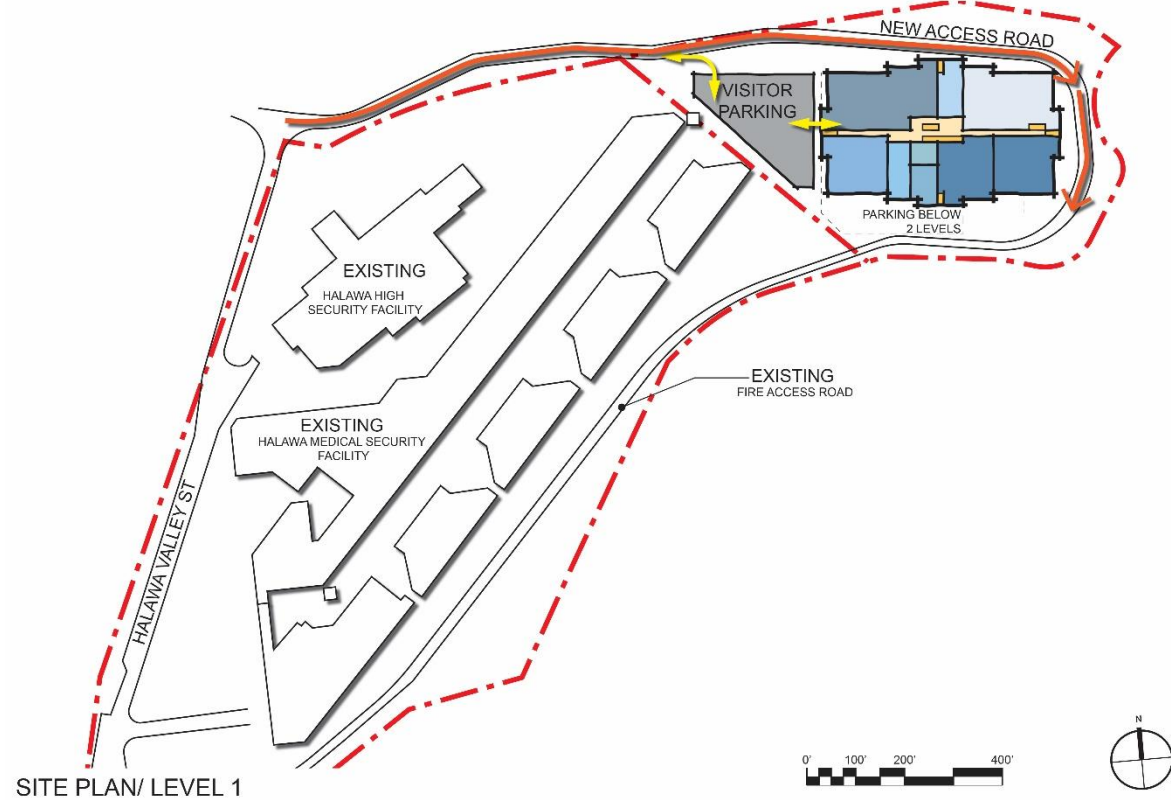
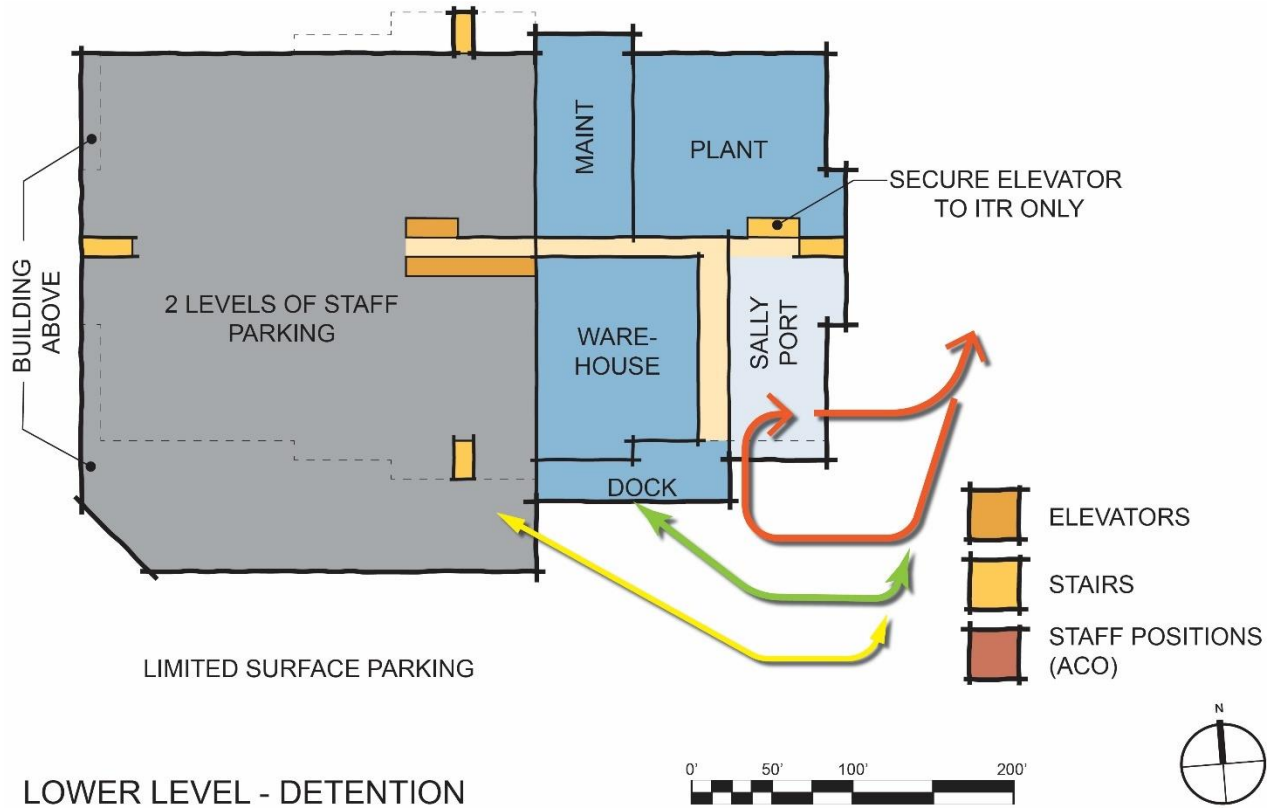
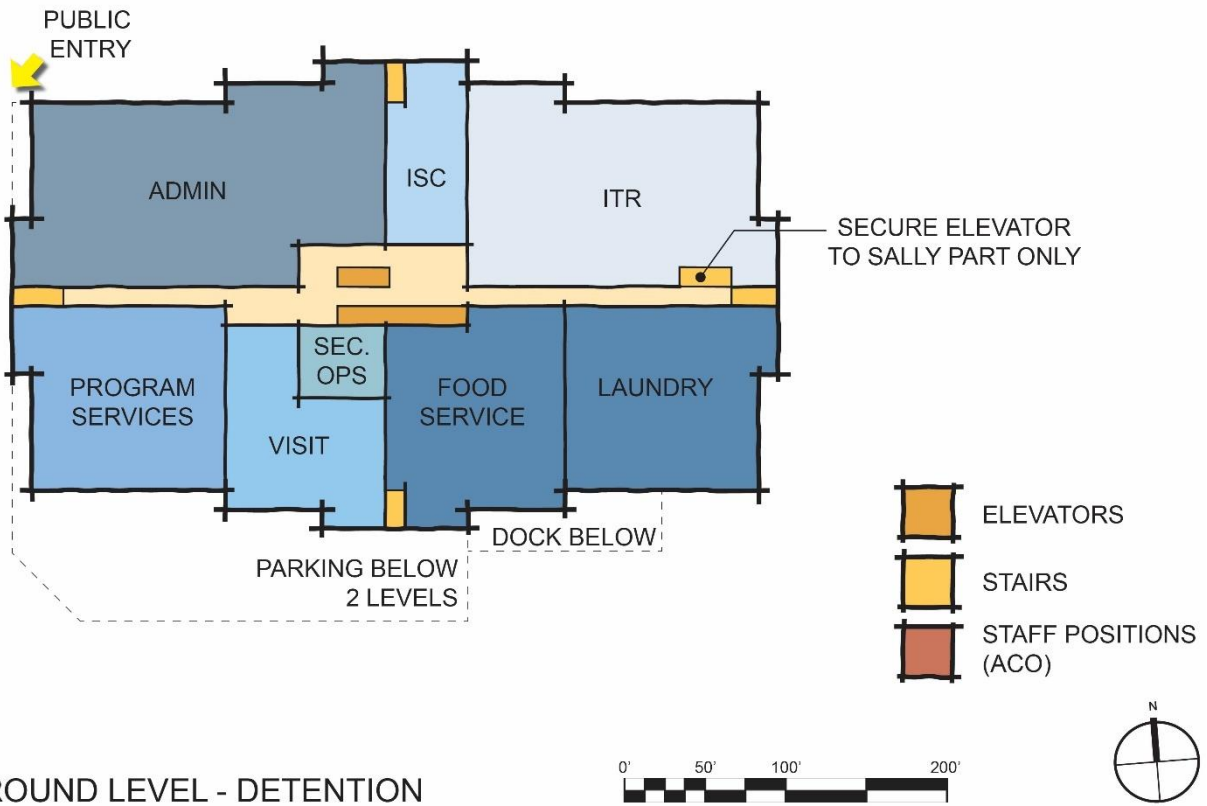


Exhibit 3.03 – Halawa Correctional Facility – Site / Ground Level Diagram



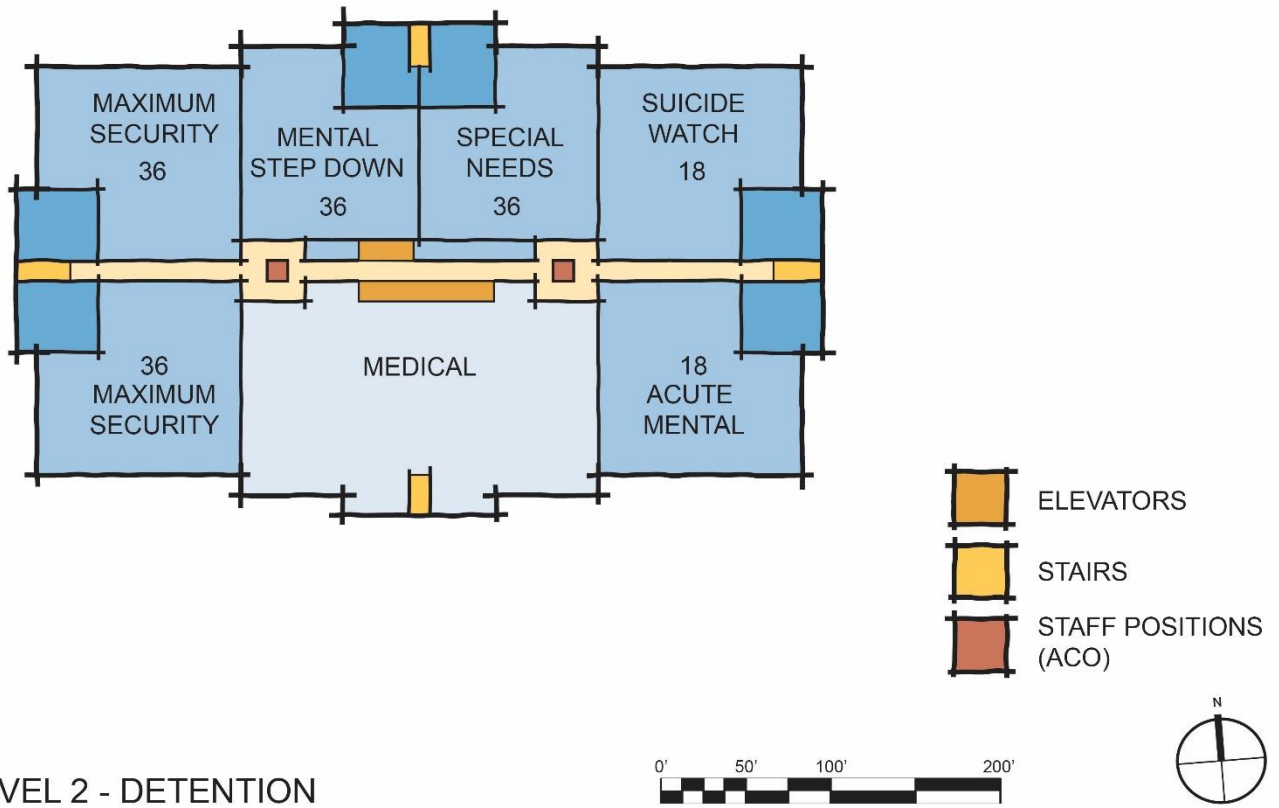
LOWER LEVEL - DETENTION

Exhibit 3.04 – Halawa Correctional Facility – Lower Level Diagram - Detention



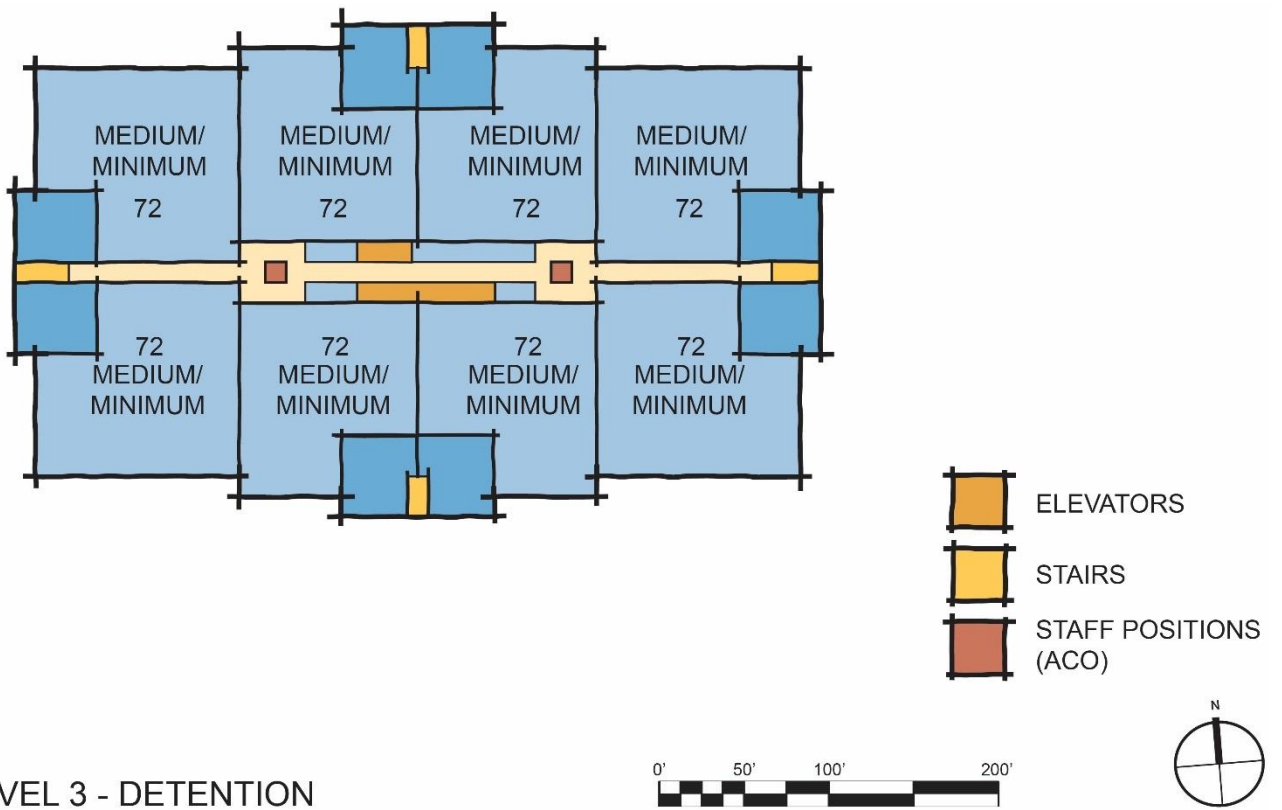
GROUND LEVEL - DETENTION

Exhibit 3.05 – Halawa Correctional Facility – Ground Level Diagram - Detention



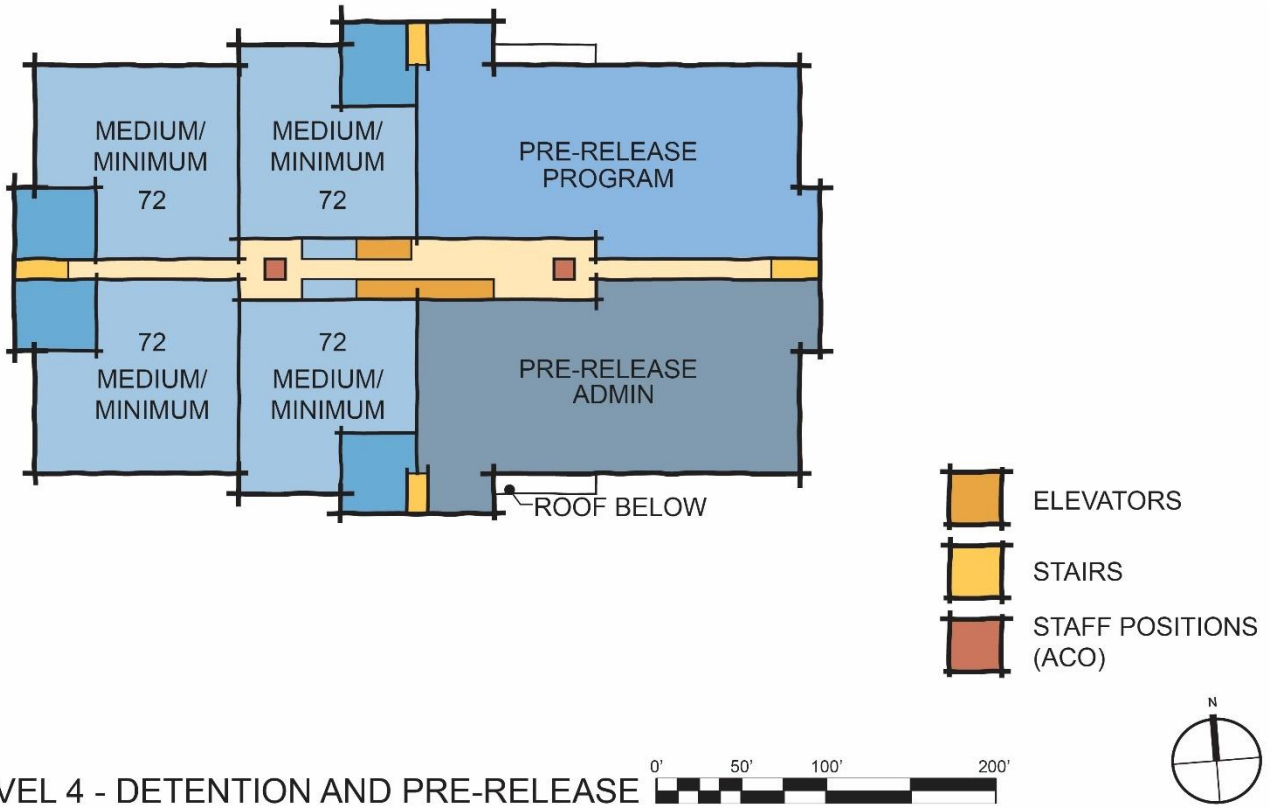
LEVEL 2 - DETENTION

Exhibit 3.06 – Halawa Correctional Facility – Level 2 Diagram - Detention



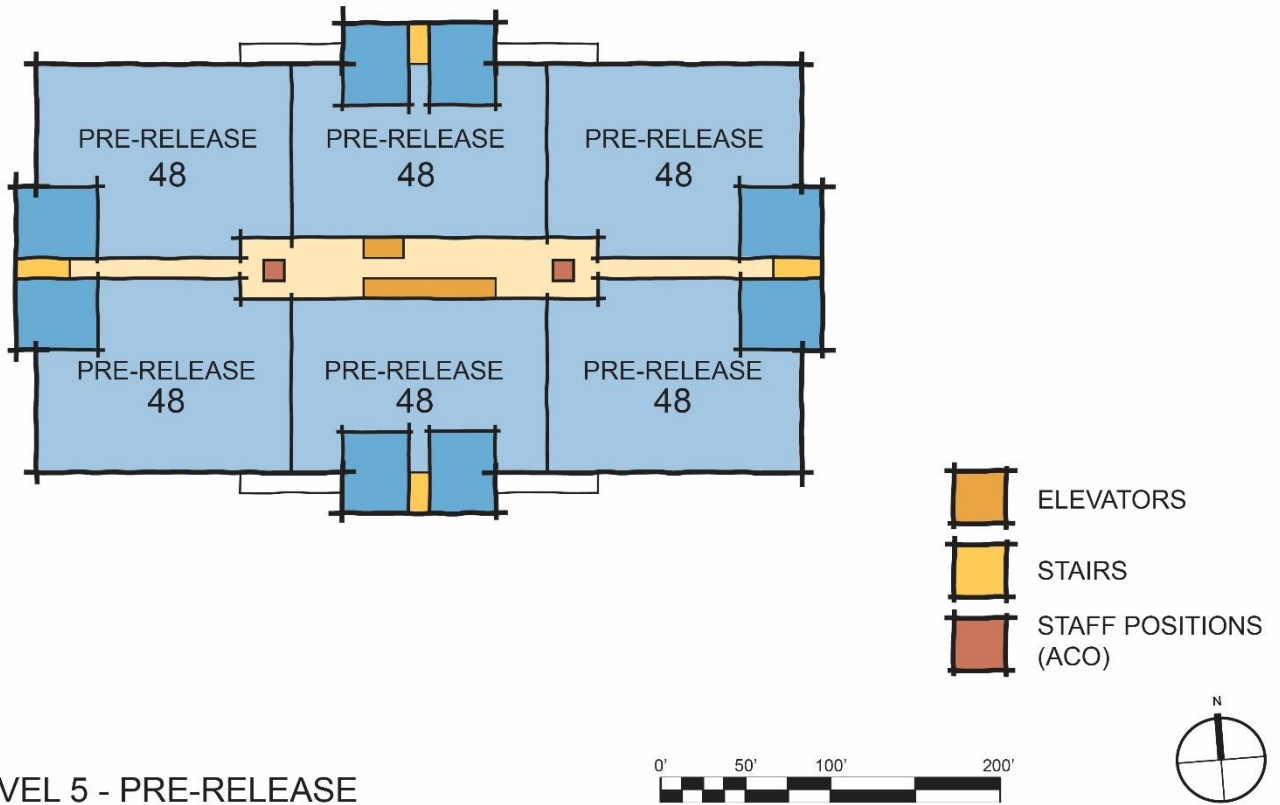
LEVEL 3 - DETENTION

Exhibit 3.07 – Halawa Correctional Facility – Level 3 Diagram - Detention



LEVEL 4 - DETENTION AND PRE-RELEASE

Exhibit 3.08 – Halawa Correctional Facility – Level 4 Diagram – Detention and Pre-Release



LEVEL 5 - PRE-RELEASE

Exhibit 3.09 – Halawa Correctional Facility – Level 5 Diagram – Pre-Release

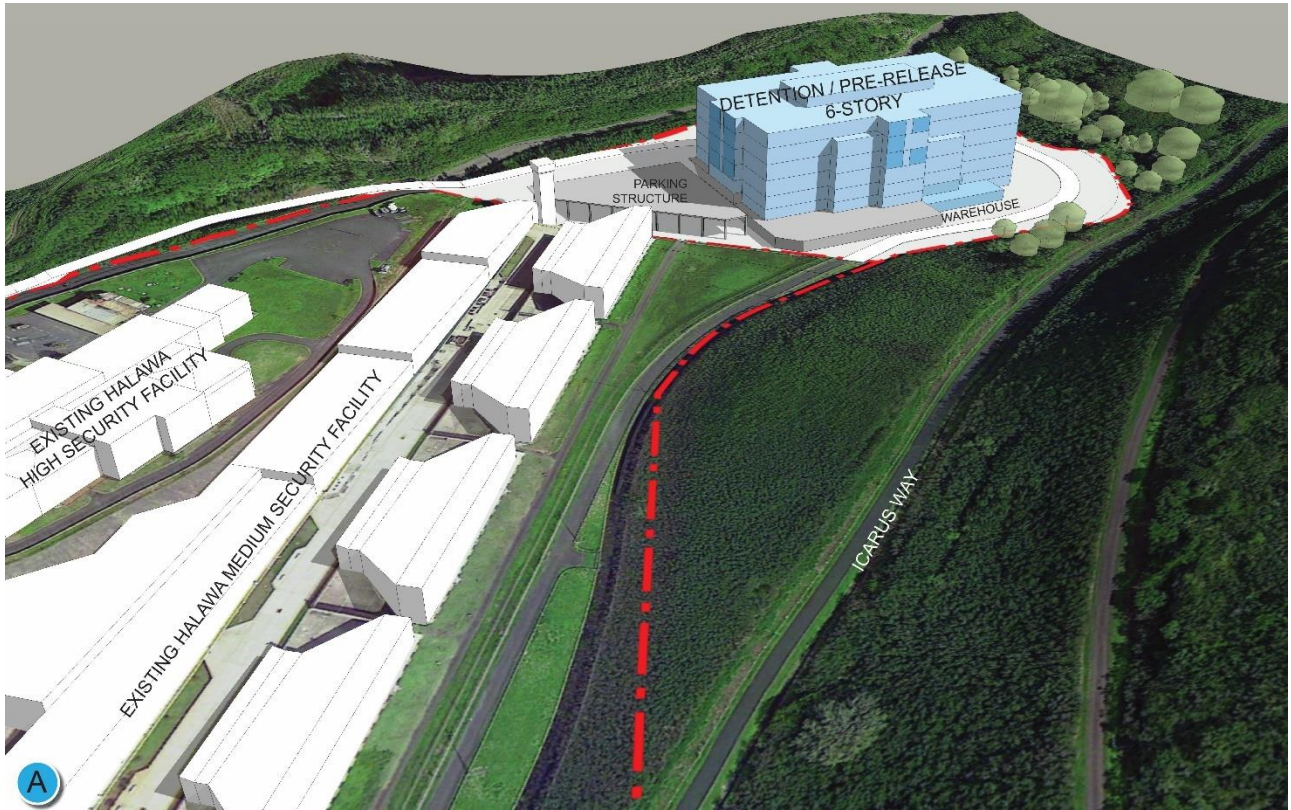


Exhibit 3.10 – Halawa Correctional Facility – Building Mass Diagram



Exhibit 3.11 – Halawa Correctional Facility – Building Mass Diagram

4.0 Mililani Technology Park Site

This option is for Lot 17, an undeveloped 40-acre site in Mililani Technology Park that is currently in private ownership. It has a single point of access from Kahelu Avenue, and the developable area (19 acres) is large enough so that the Pre-Release Facility can be constructed as a separate structure from the Detention Facility, and surface parking can be used. Because the entire facility can be constructed at the same time, construction phasing will not be necessary. The topography of the site leads to the placement of the facilities on different terraces. Since the Pre-Release facility is smaller and located on just two levels, the construction schedule may be shorter, allowing for an opening before the completion of the larger four-level Detention facility. PSD has requested that the two be physically connected to allow for easier movement of staff and services between the two.

The separation of the two facilities allows for the incorporation of differing design and construction standards that relate to the security and vandal resistance. The Pre-Release facility will be two levels high, limiting the amount of vertical movement and dependence on elevators. The Detention Center will have four levels with Administration, Intake Transfer Release (ITR), Intake Service Center (ISC), Visiting, Inmate Programs, Food Service and Laundry on the ground level. Located on the second floor are Medical Services, Maximum Security Housing, Special Needs Housing, Acute Mental Health Housing, and Mental Health Stepdown Housing. The third and fourth floors contain Medium/Minimum Security Housing. A mechanical penthouse will occupy a portion of the fourth level.

The two building functions allow for differing layouts that make for greater efficiency and functionality. The Pre-Release is only two levels high so that vertical movement of inmates and staff does not depend on an elevator. Elevators are included to move food and disabled persons from the ground floor to the upper level.

The Detention facility requires elevators for the movement of staff, inmates, and services throughout the building. Staff positions are located throughout the building to monitor/control movement. Other staff positions are distributed throughout the functional areas depending on the space use. These are outlined in the program.

Limited future expansion on this site would be possible. Linear expansion for the Pre-Release makes a housing increase convenient without major disruption to the facility operation. The expansion of the Detention facility will be more complex and may require the use of structured parking. Future expansion should be a factor for consideration as design moves forward if this is the selected site.

The program efficiency for this site is similar to the baseline program since the two facilities are not in the same building and surface parking is included. These numbers are reflected in the program summaries.

The following items include:

- Recap of the space program for this option;
- Site layout diagrams;
- Layout diagrams of the various floor levels illustrating main program components, circulation paths both vertical and horizontal, and potential movement control staff locations; and
- Three-dimensional representations of building mass set into their different environments.

	Component	Net Useable Square Feet	Departmental Gross Square Feet
MILILANI SPACE LIST SUMMARY FOR OCCC DETENTION MALE BEDS			
1.000	Administration	10,921	15,289
2.000	Visitation	5,138	7,193
3.000	Intake/Transfer/Release	14,910	23,111
4.000	Intake Service Center	3,177	4,448
5.000	Security Operations	3,500	4,900
6.000	Inmate Program Services	5,938	8,016
7.000	Medical Services	11,669	16,337
8.000	Food and Laundry Services	18,891	23,614
9.000	Physical Plant Operations	26,510	30,487
10.000	Inmate Housing - Male	127,140	196,925
	Subtotal NSF	227,794	
	TOTAL DGFSF		330,319
	Building Gross @ 15%		49,548
	Add for additional vertical circulation @ 4%	9112	9,112
GRAND TOTAL BGSF			388,979
	Site Influences		
	Staff Parking and Shift change allocation	300 @ 300 Sq. Ft.	90,000
	Public Parking Allocation	70 @ 300 Sq. Ft.	21,000
	Service Yard Allocation	LS 10,000	10,000
TOTAL SITE ALLOCATIONS			121,000
SPACE LIST SUMMARY FOR PRE-RELEASE MALE BEDS			
11.000	Pre-Release Center	63,743	98,990
	Subtotal NSF	63,743	
	TOTAL DGFSF		98,990
	Building Gross @ 15%		14,848
GRAND TOTAL BGSF			113,838
	Site Influences		
	Staff Parking and Shift change allocation	130 @ 300 Sq. Ft.	39,000
	Public Parking Allocation	20 @ 300 Sq. Ft.	6,000
	Service Yard Allocation	See OCCC Allocation	-
TOTAL SITE ALLOCATIONS			45,000

Exhibit 4.01 – Mililani Technology Park – Space List Recap

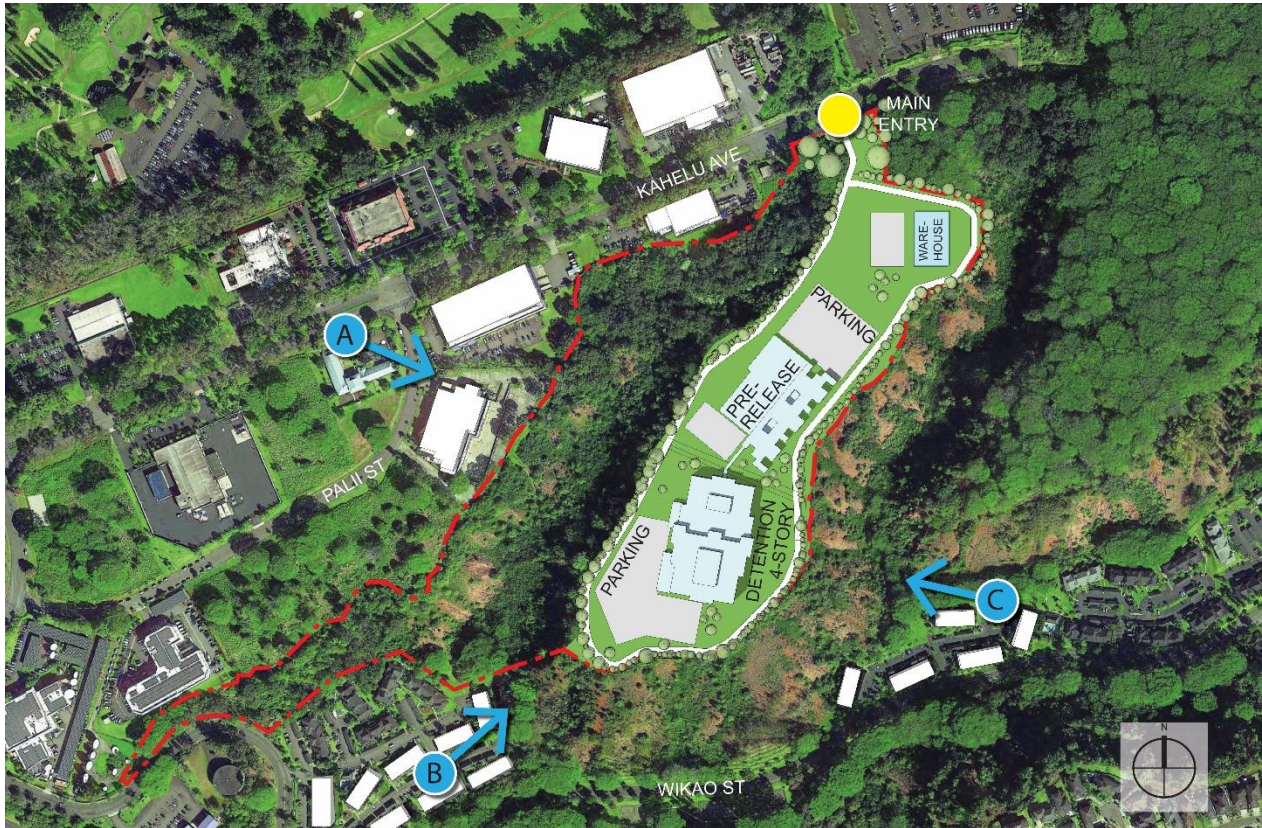
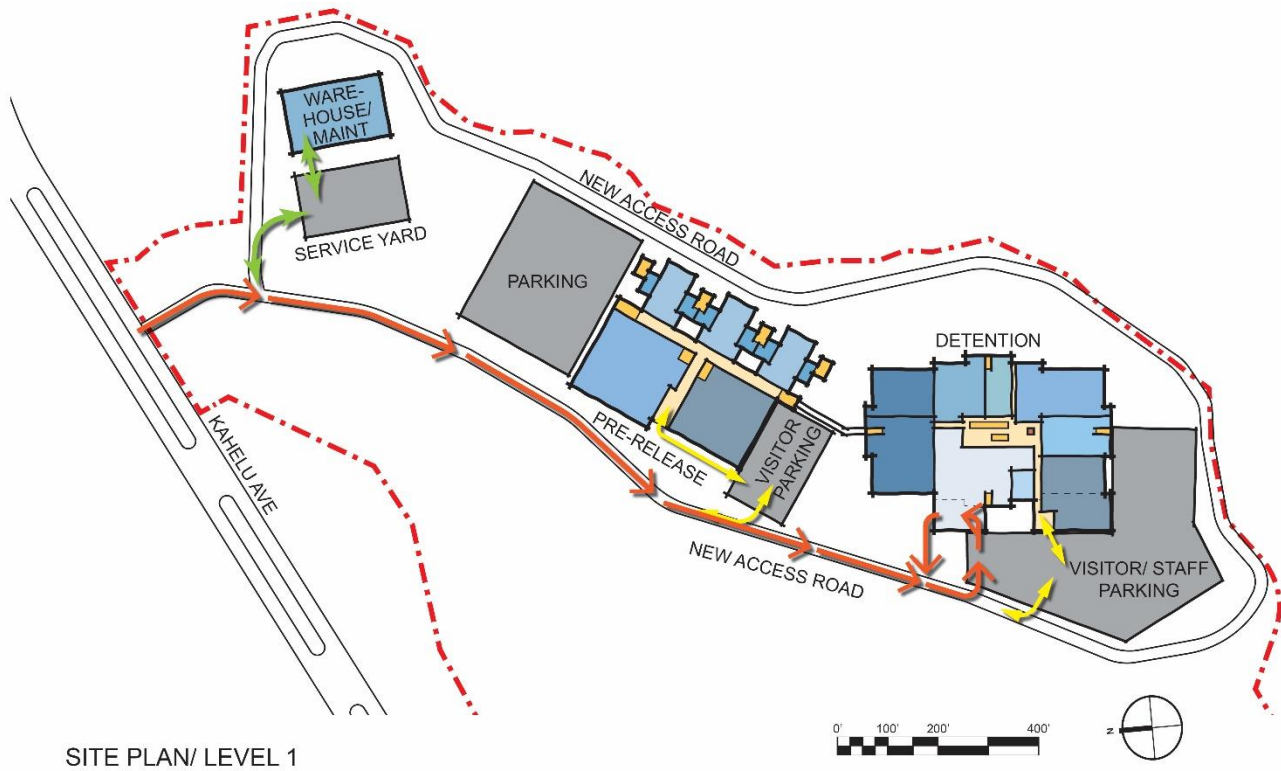
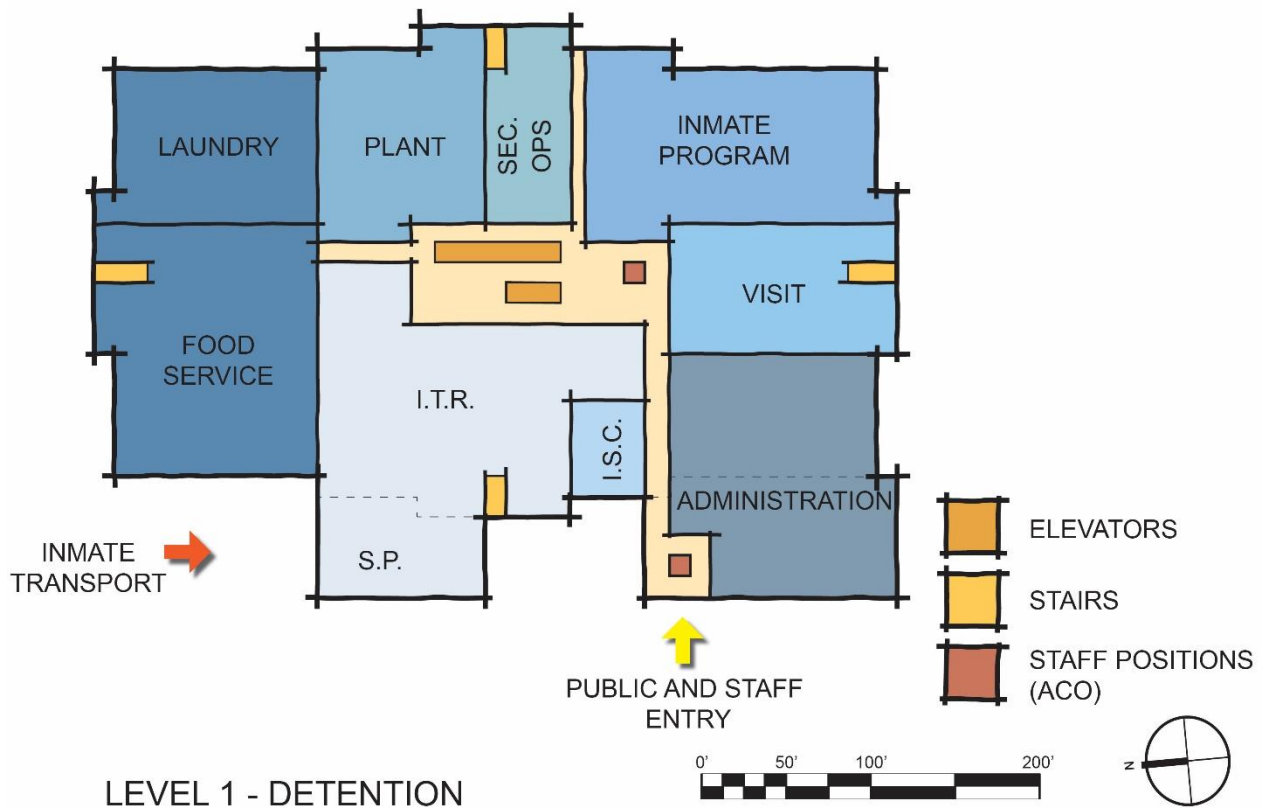


Exhibit 4.02 – Mililani Technology Park – Site Diagram



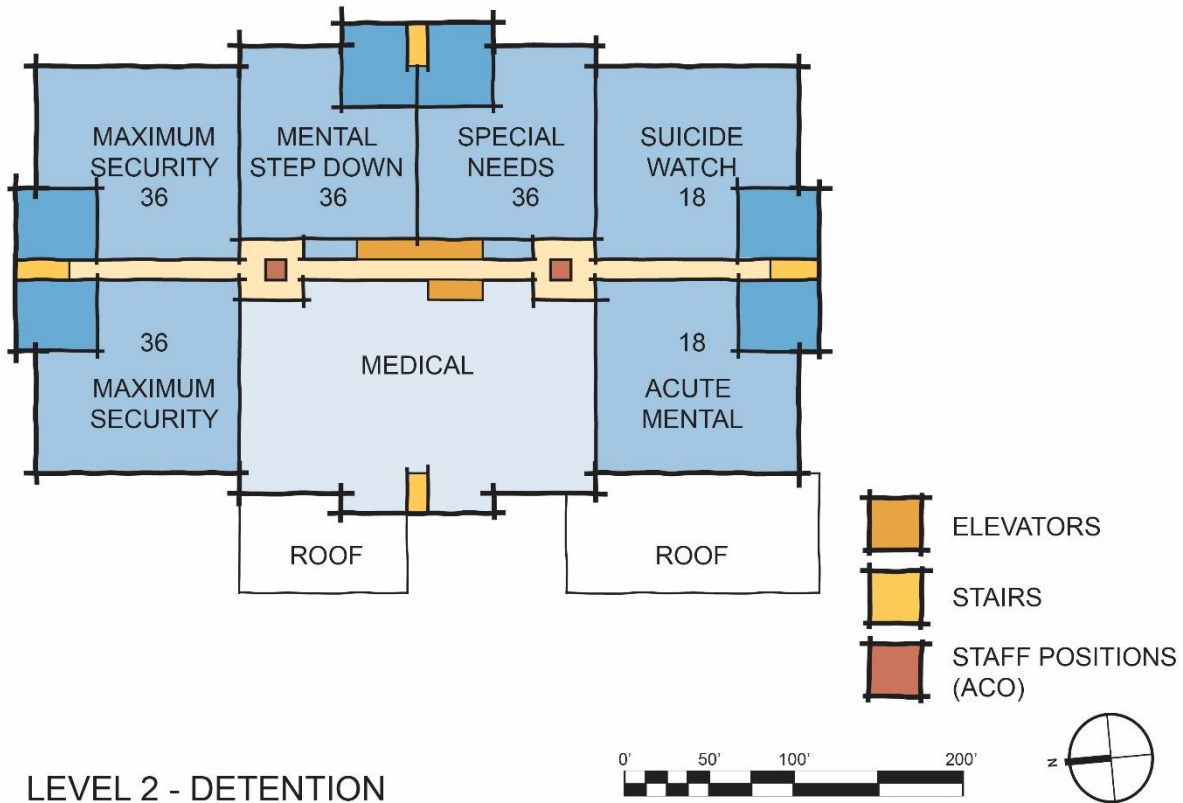
SITE PLAN/ LEVEL 1

Exhibit 4.03 – Mililani Technology Park – Site / Level 1 Diagram



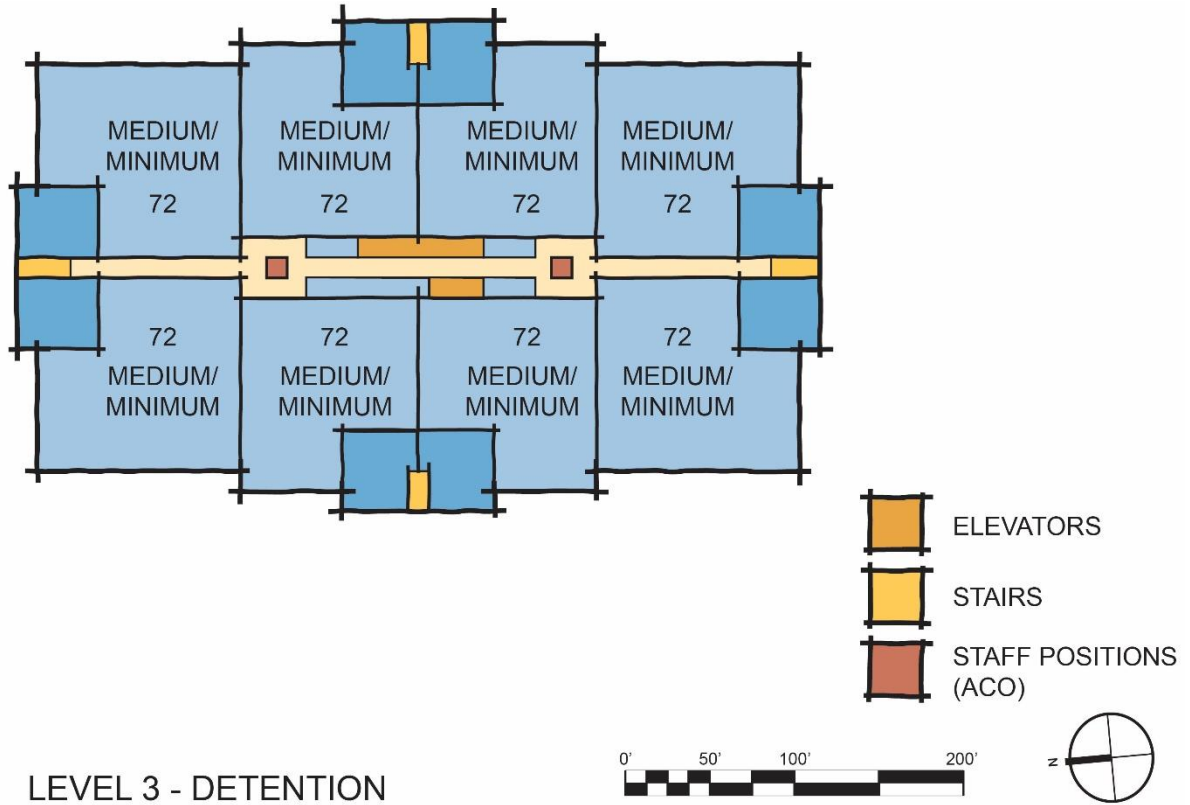
LEVEL 1 - DETENTION

Exhibit 4.04 – Mililani Technology Park – Level 1 Diagram - Detention



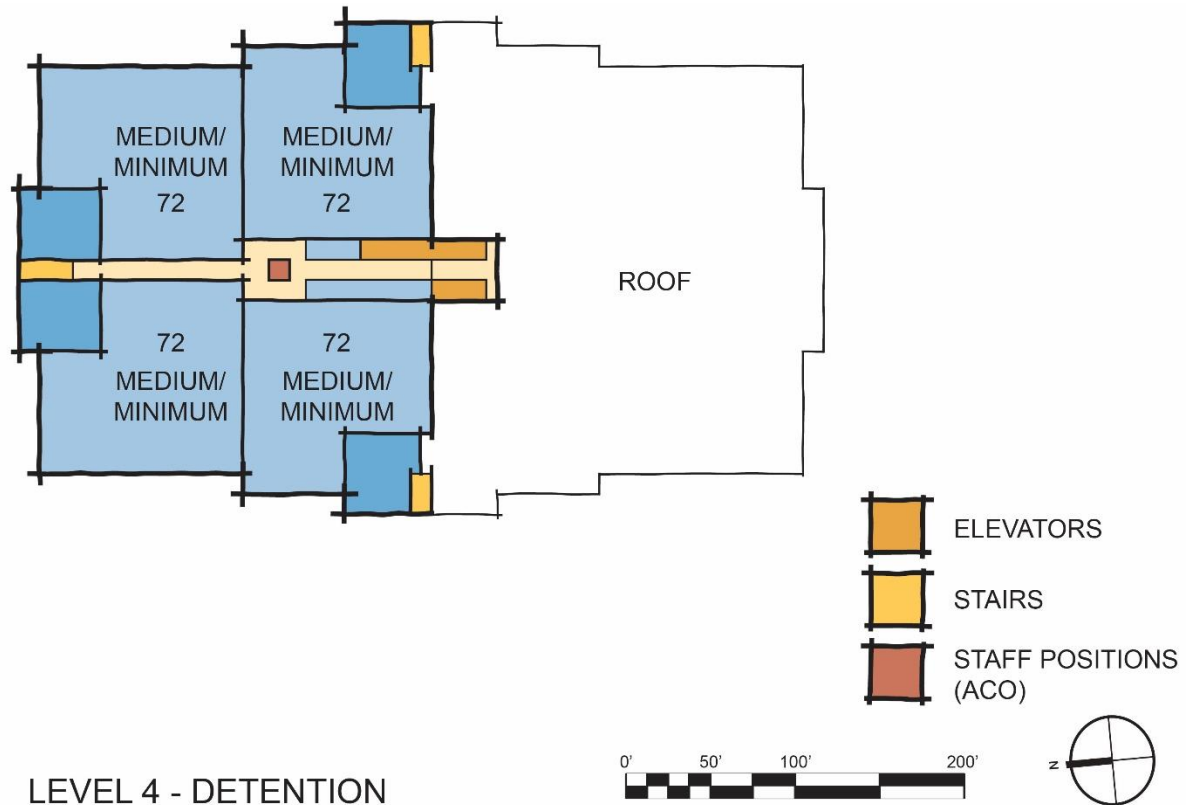
LEVEL 2 - DETENTION

Exhibit 4.05 – Mililani Technology Park – Level 2 Diagram - Detention



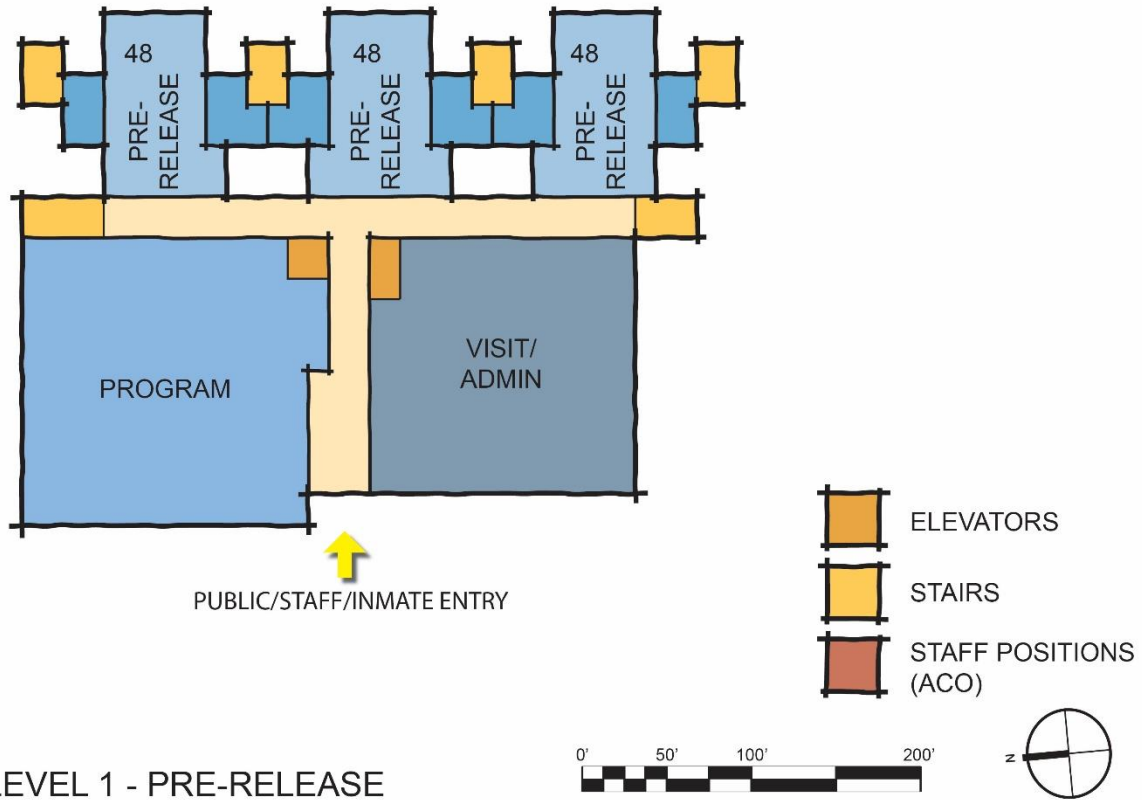
LEVEL 3 - DETENTION

Exhibit 4.06 – Mililani Technology Park – Level 3 Diagram - Detention



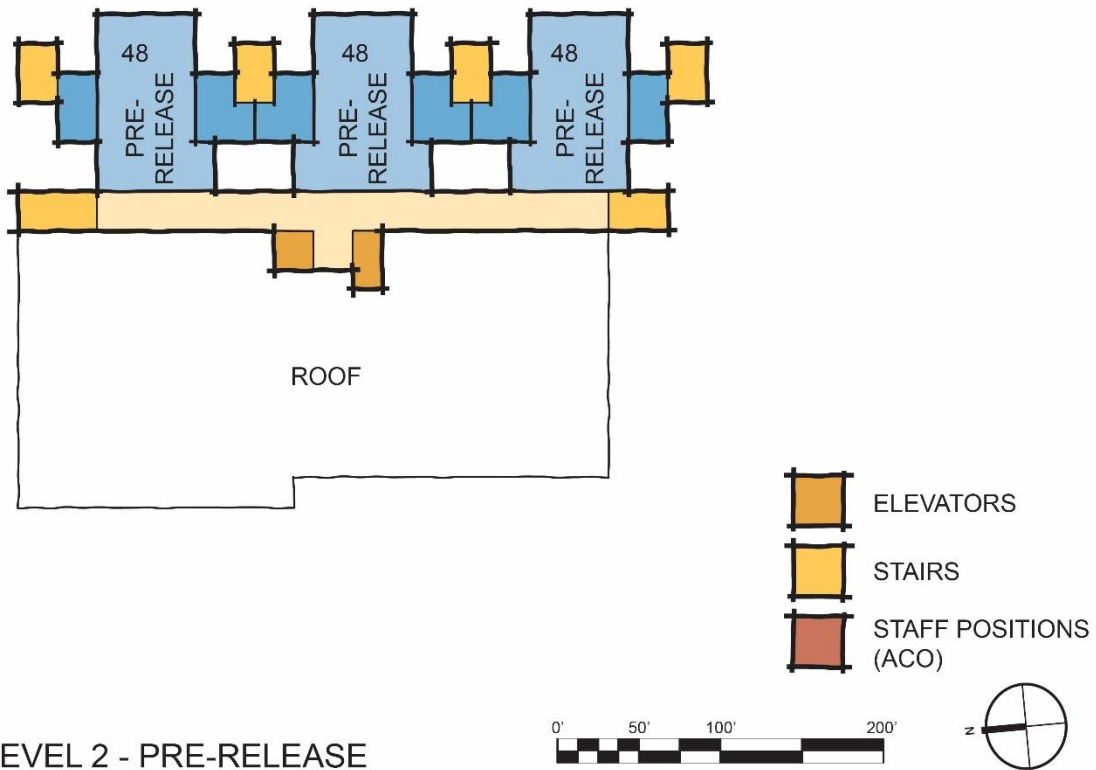
LEVEL 4 - DETENTION

Exhibit 4.07 – Mililani Technology Park – Level 4 Diagram - Detention



LEVEL 1 - PRE-RELEASE

Exhibit 4.08 – Mililani Technology Park – Level 1 Diagram – Pre-Release



LEVEL 2 - PRE-RELEASE

Exhibit 4.09 – Mililani Technology Park – Level 2 Diagram – Pre-Release

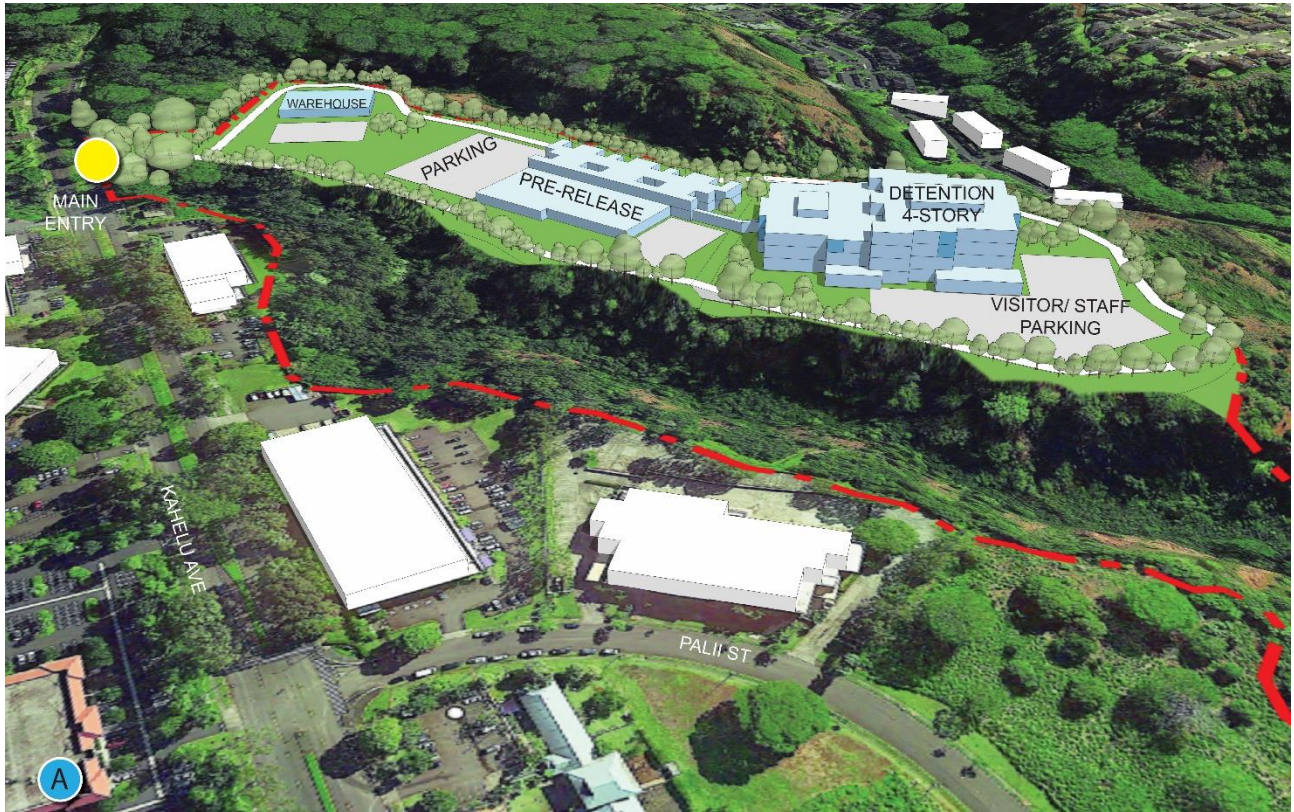


Exhibit 4.10 – Mililani Technology Park – Building Mass Diagram

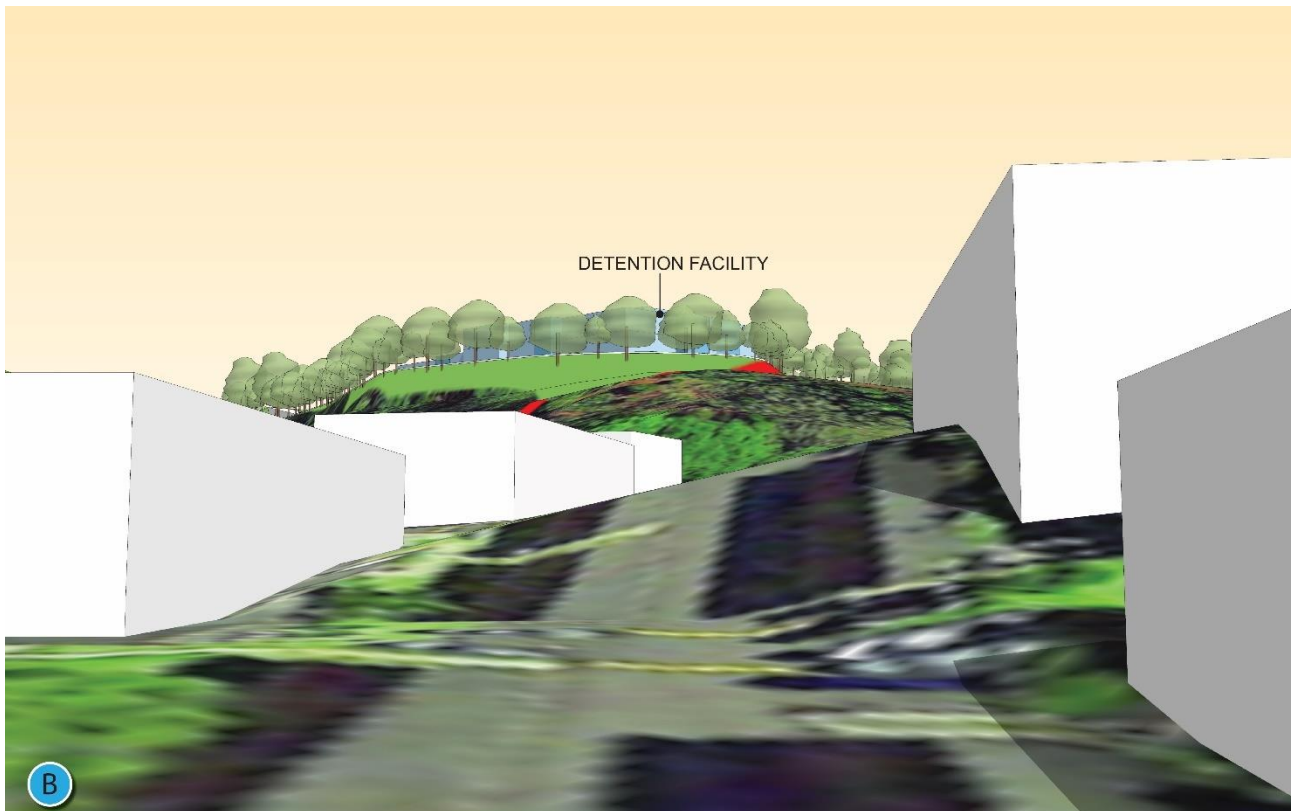


Exhibit 4.11 – Mililani Technology Park – Building Mass Diagram

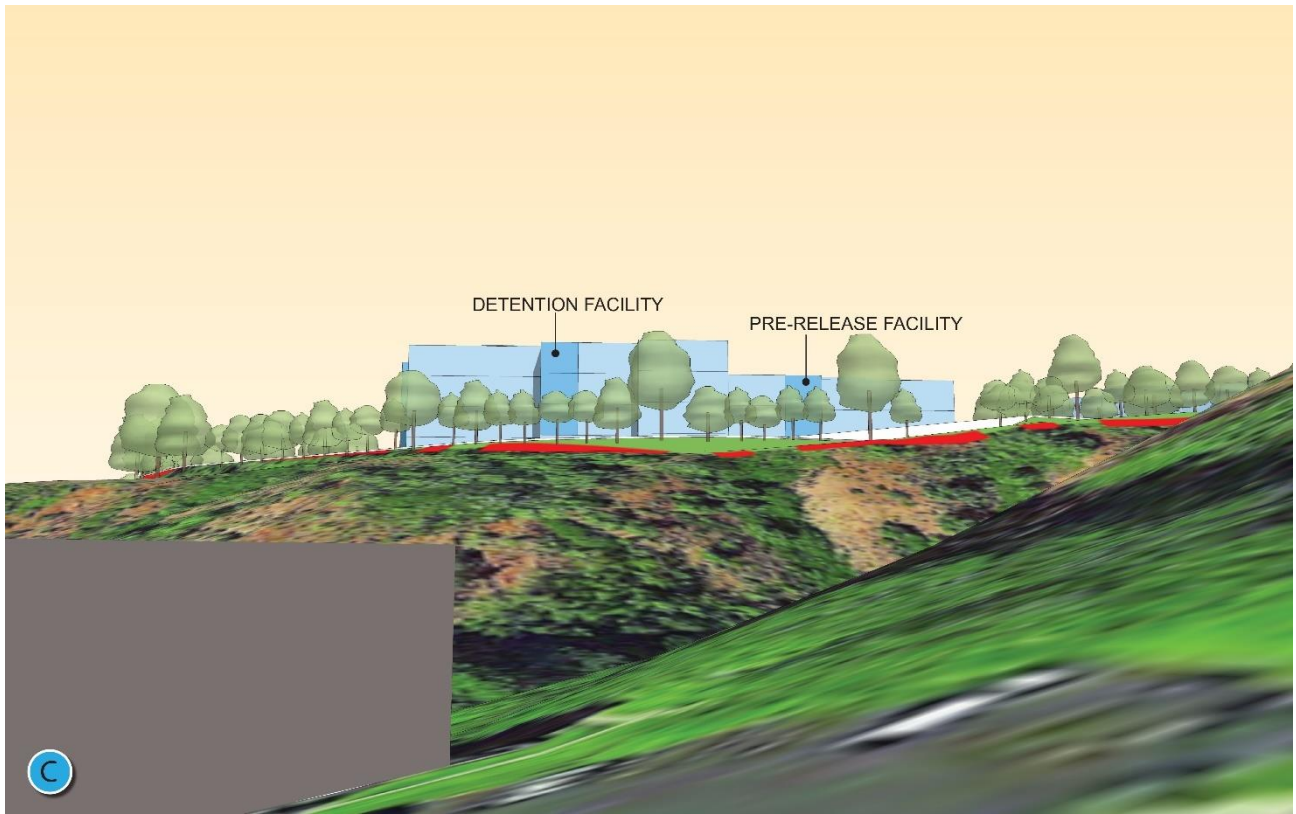


Exhibit 4.12 – Mililani Technology Park – Building Mass Diagram

5.0 Animal Quarantine Station Site

This option is for the redevelopment of the existing Hawaii Department of Agriculture's (HDOA) Animal Quarantine Station (AQS). This site is approximately 35 acres, 25 of which are located east of Highway H-3 and considered the location for construction of the new OCCC. This site can be accessed from two locations from Halawa Valley Street and is large enough so that the Pre-Release Facility can be constructed as a separate structure from the Detention Facility, and surface parking can be used. Because the entire facility can be constructed at the same time, construction phasing will not be necessary. The topography of the site is relatively level, with a gradual slope to the southwest. The following diagrams include two potential site layouts. One uses the entire 25 acres located east of H-3; the other considers potential restrictions or limitations on a 3.5-acre portion of the site which is under the control of the U.S. Navy. Exhibit 5.02a shows the requested 150' setback from the existing Navy property (located to the south of AQS) to the proposed OCCC building location. If this site is selected for OCCC development, the State of Hawaii would pursue a land transfer so that the entire site may be available.

Since the Pre-Release facility is smaller and located on just two levels, the construction schedule may be shorter allowing for an opening before the completion of the larger four-level Detention Center. PSD has requested that the two be physically connected, if possible, to allow for easier movement of staff and services between the two.

The separation of the two facilities allows for the incorporation of differing design and construction standards that relate to the security and vandal resistance. The Pre-Release facility will be two levels high, limiting the amount of vertical movement. The Detention Center will have four levels with Administration, Intake Transfer Release (ITR), Intake Service Center (ISC), Visiting, Inmate Programs, Food Service and Laundry on the ground level. Located on the second floor are Medical Services, Maximum Security Housing, Special Needs Housing, Acute Mental Health Housing, and Mental Health Stepdown Housing. The third and fourth floors contain Medium/Minimum Security Housing. A mechanical penthouse will occupy a portion of the fifth level.

The two building functions allow for differing layouts that make for greater efficiency and functionality. The Pre-Release is only two levels high so that vertical movement of inmates and staff does not depend on an elevator. Elevators are included to move food and disabled persons from the ground floor to the upper level.

The Detention facility requires elevators for the movement of staff, inmates, and services throughout the building. Staff positions are located throughout the building to monitor/control movement. Other staff positions are distributed throughout the functional areas depending on the space use. These are outlined in the program.

Future expansion on this site would be possible. Linear expansion for the Pre-Release makes a housing increase convenient without major disruption to the facility operation. The expansion of the Detention facility will be more complex and may require the use of structured parking. Future expansion should be a factor for consideration as design moves forward if this is the selected site.

The program efficiency for this site is similar to the baseline program as the two facilities are not in the same building and surface parking is included. These numbers are reflected in the program summaries.

The following items include:

- Recap of the space program for this option;
- Site layout diagrams (Option 1 and 2);
- Layout diagrams of the various floor levels (identical for both options) illustrating main program components, circulation paths both vertical and horizontal, and potential movement control staff locations; and
- Two-dimensional representations of building mass set into their different environment (Options 1 and 2).

	Component	Net Useable Square Feet	Departmental Gross Square Feet
QUARENTINE STATION SPACE LIST SUMMARY FOR OCCC DETENTION MALE BEDS			
1.000	Administration	10,921	15,289
2.000	Visitation	5,138	7,193
3.000	Intake/Transfer/Release	14,910	23,111
4.000	Intake Service Center	3,177	4,448
5.000	Security Operations	3,500	4,900
6.000	Inmate Program Services	5,938	8,016
7.000	Medical Services	11,669	16,337
8.000	Food and Laundry Services	18,891	23,614
9.000	Physical Plant Operations	26,510	30,487
10.000	Inmate Housing - Male	127,140	196,925
	Subtotal NSF	227,794	
	TOTAL DGFSF		330,319
	Building Gross @ 15%		49,548
	Add for additional vertical circulation @ 4%	9112	9,112
GRAND TOTAL BGSF			388,979
	Site Influences		
	Staff Parking and Shift change allocation	300 @ 300 Sq. Ft.	90,000
	Public Parking Allocation	70 @ 300 Sq. Ft.	21,000
	Service Yard Allocation	LS 10,000	10,000
TOTAL SITE ALLOCATIONS			121,000
SPACE LIST SUMMARY FOR PRE-RELEASE MALE BEDS			
11.000	Pre-Release Center	63,743	98,990
	Subtotal NSF	63,743	
	TOTAL DGFSF		98,990
	Building Gross @ 15%		14,848
GRAND TOTAL BGSF			113,838
	Site Influences		
	Staff Parking and Shift change allocation	130 @ 300 Sq. Ft.	39,000
	Public Parking Allocation	20 @ 300 Sq. Ft.	6,000
	Service Yard Allocation	See OCCC Allocation	-
TOTAL SITE ALLOCATIONS			45,000

Exhibit 5.01 – Animal Quarantine Station – Space List Recap

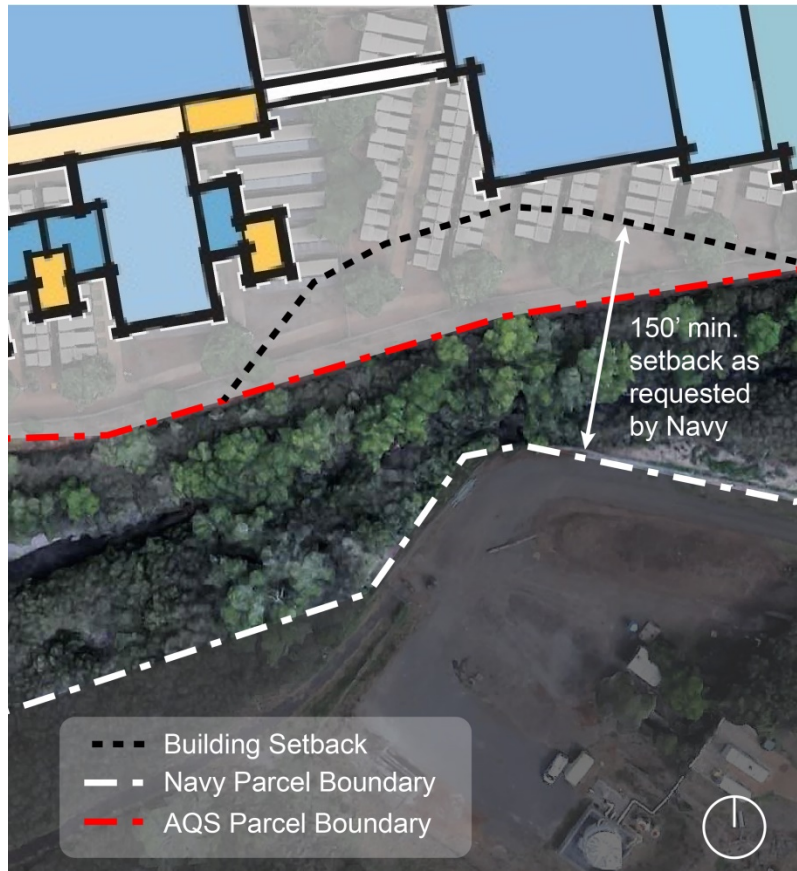


Exhibit 5.02a – Animal Quarantine Station – Building Setback (subject to change)

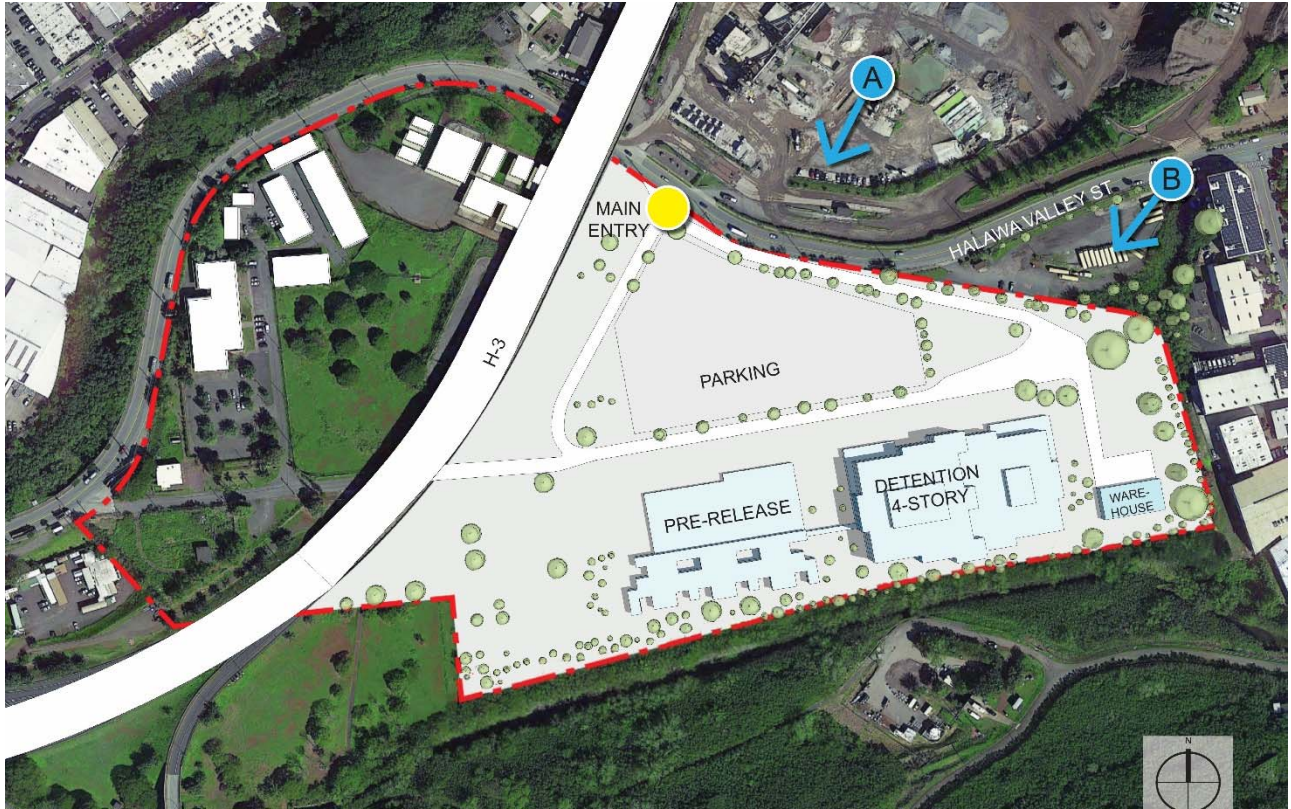


Exhibit 5.02 – Animal Quarantine Station – Site Diagram – Option 1 (subject to change)

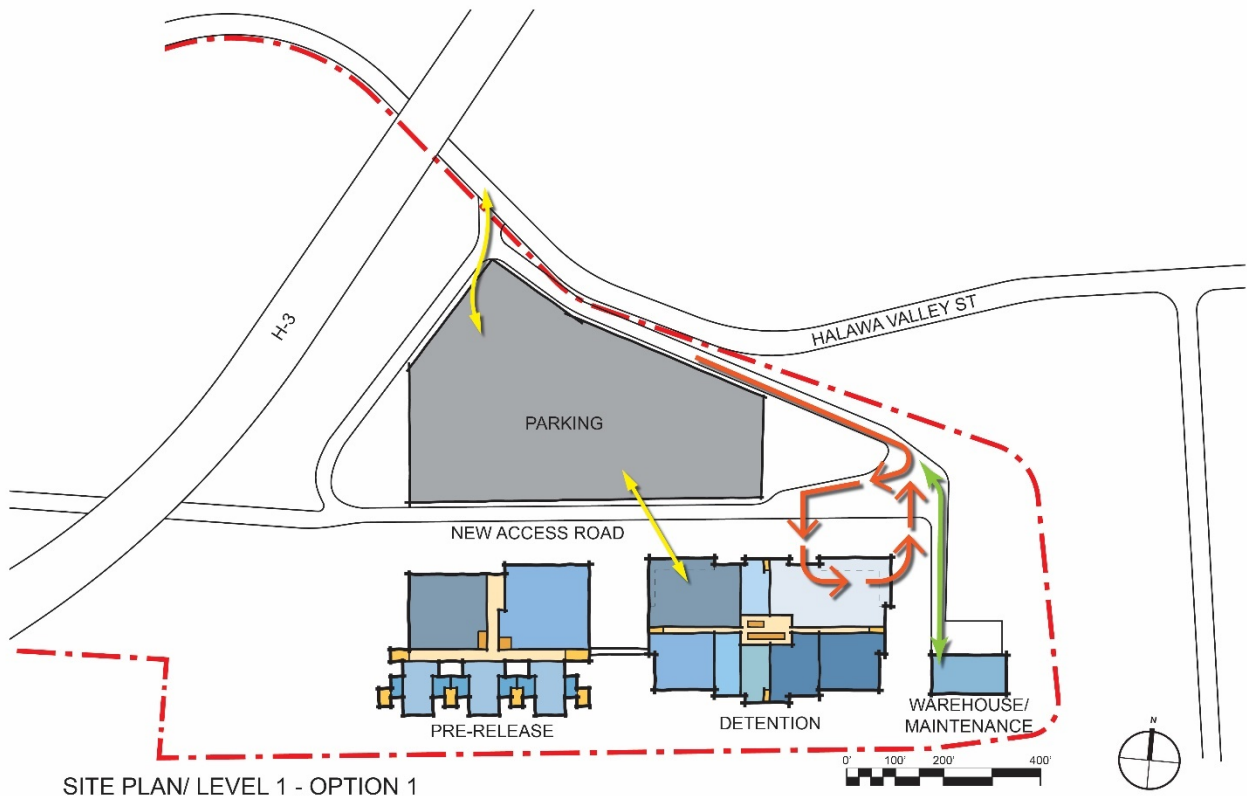
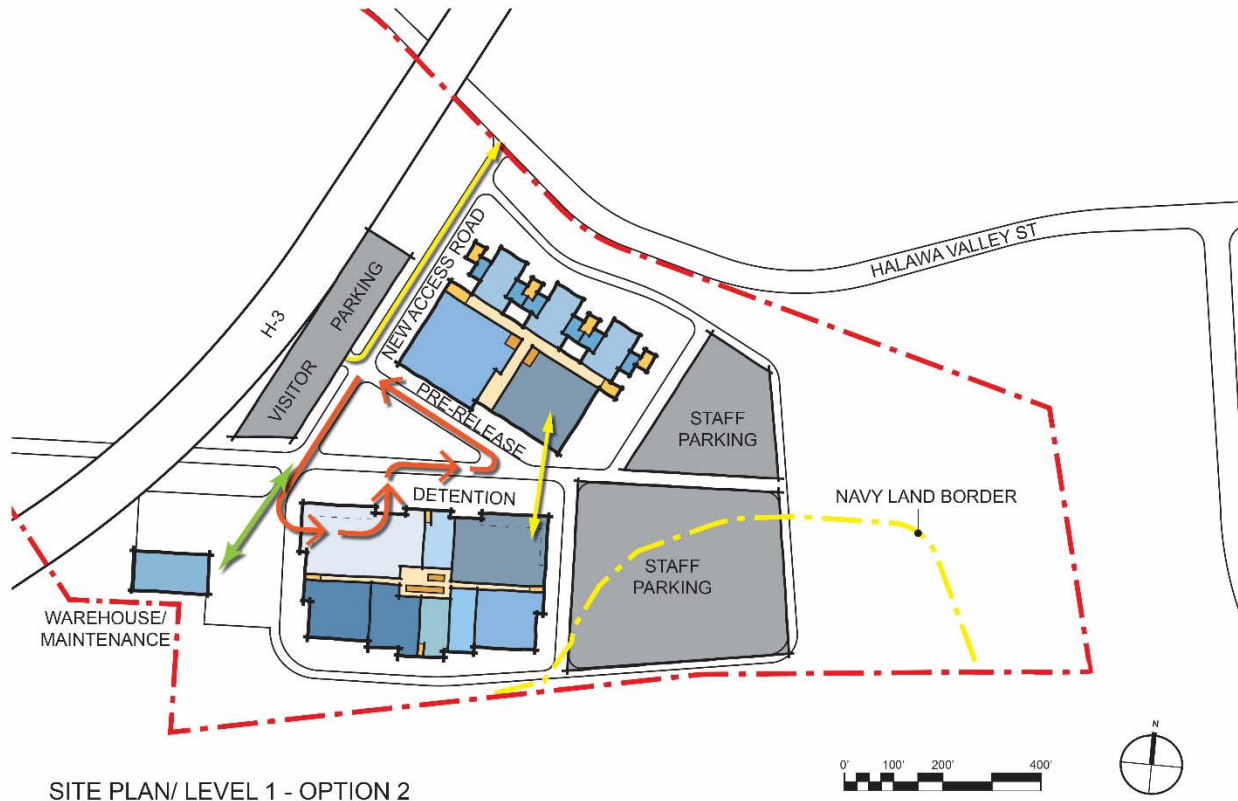


Exhibit 5.03 – Animal Quarantine Station – Site / Level 1 Diagram – Option 1 (subject to change)

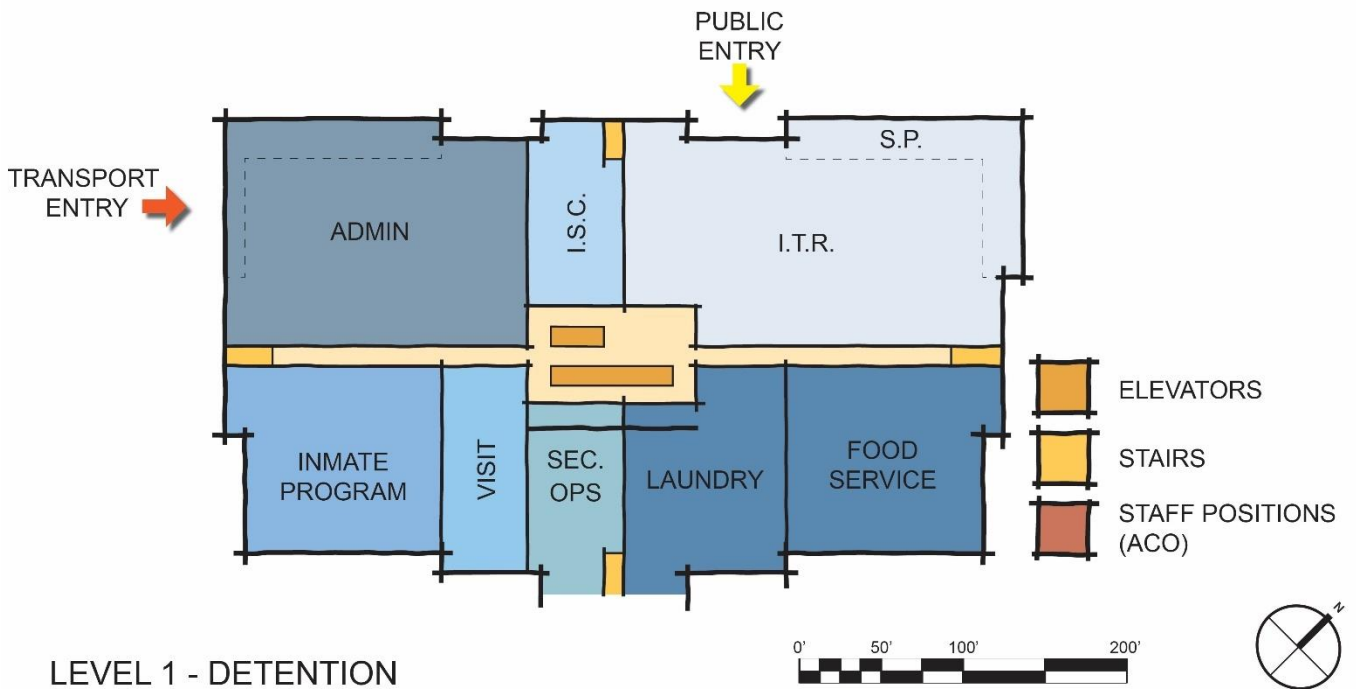


Exhibit 5.04 – Animal Quarantine Station – Site Diagram – Option 2 (subject to change)



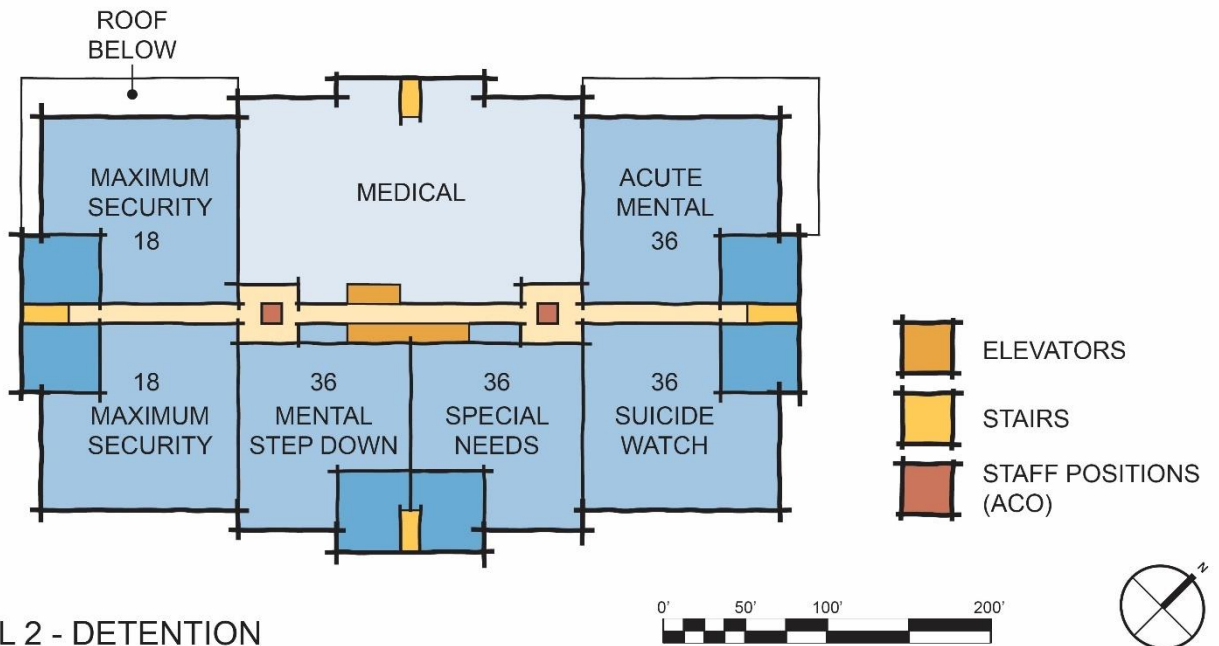
SITE PLAN/ LEVEL 1 - OPTION 2

Exhibit 5.05 – Animal Quarantine Station – Site / Level 1 Diagram – Option 2 (subject to change)



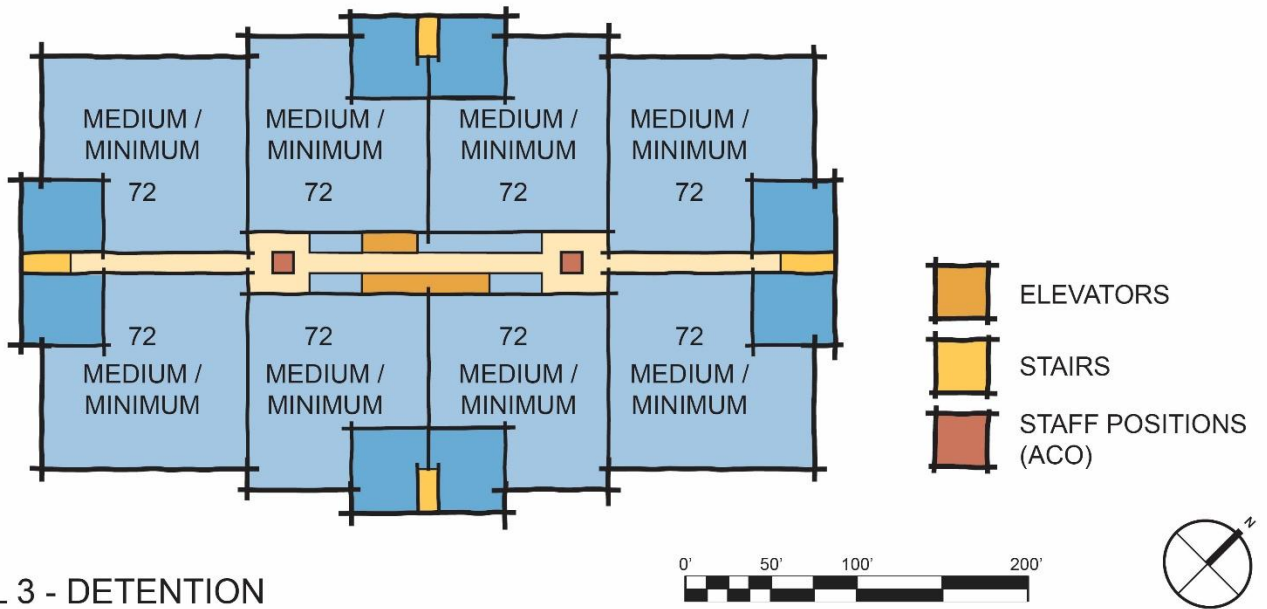
LEVEL 1 - DETENTION

Exhibit 5.06 – Animal Quarantine Station – Level 1 Diagram - Detention



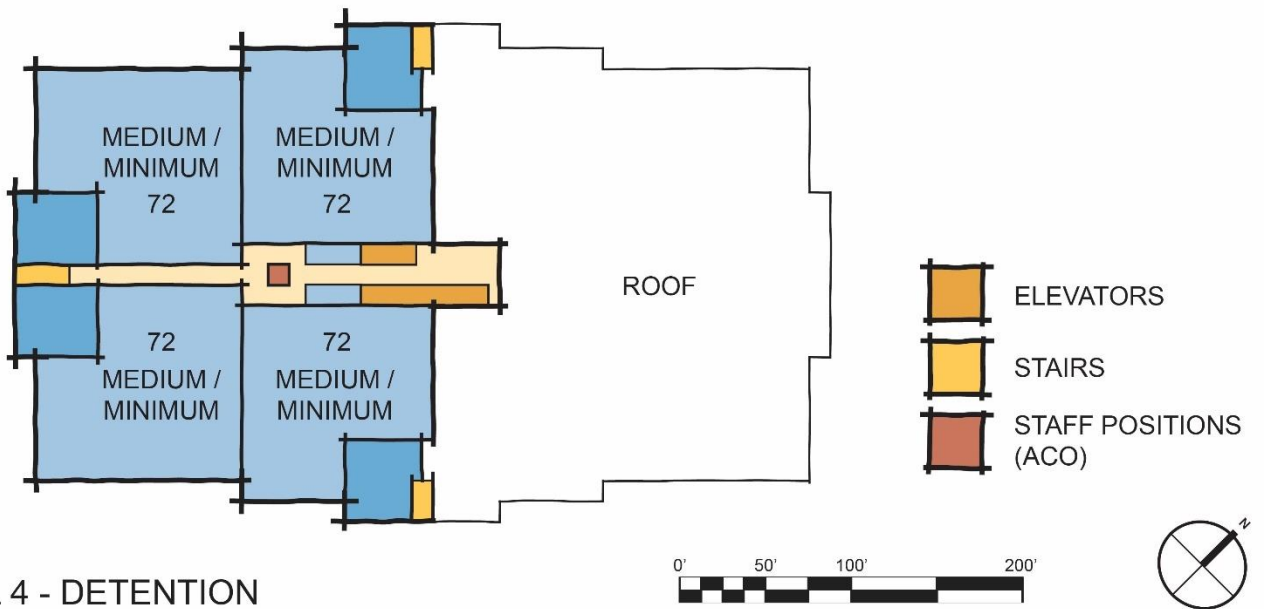
LEVEL 2 - DETENTION

Exhibit 5.07 – Animal Quarantine Station – Level 2 Diagram - Detention



LEVEL 3 - DETENTION

Exhibit 5.08 – Animal Quarantine Station – Level 3 Diagram - Detention



LEVEL 4 - DETENTION

Exhibit 5.09 – Animal Quarantine Station – Level 4 Diagram - Detention

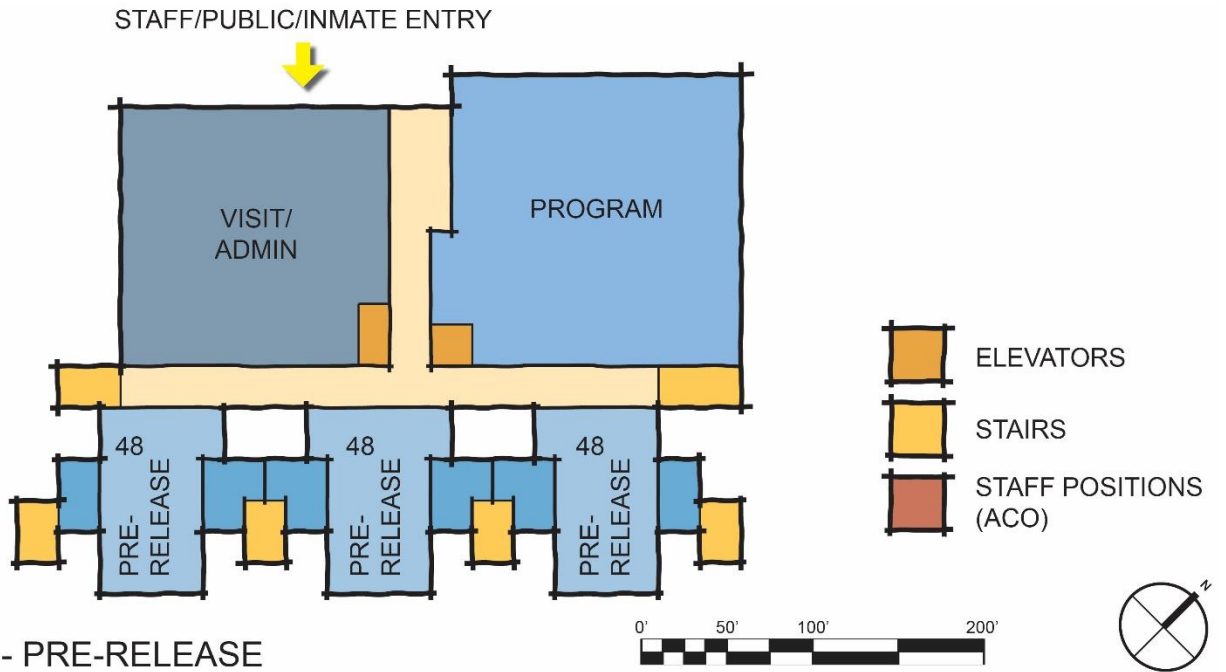


Exhibit 5.10 – Animal Quarantine Station – Level 1 Diagram – Pre-Release

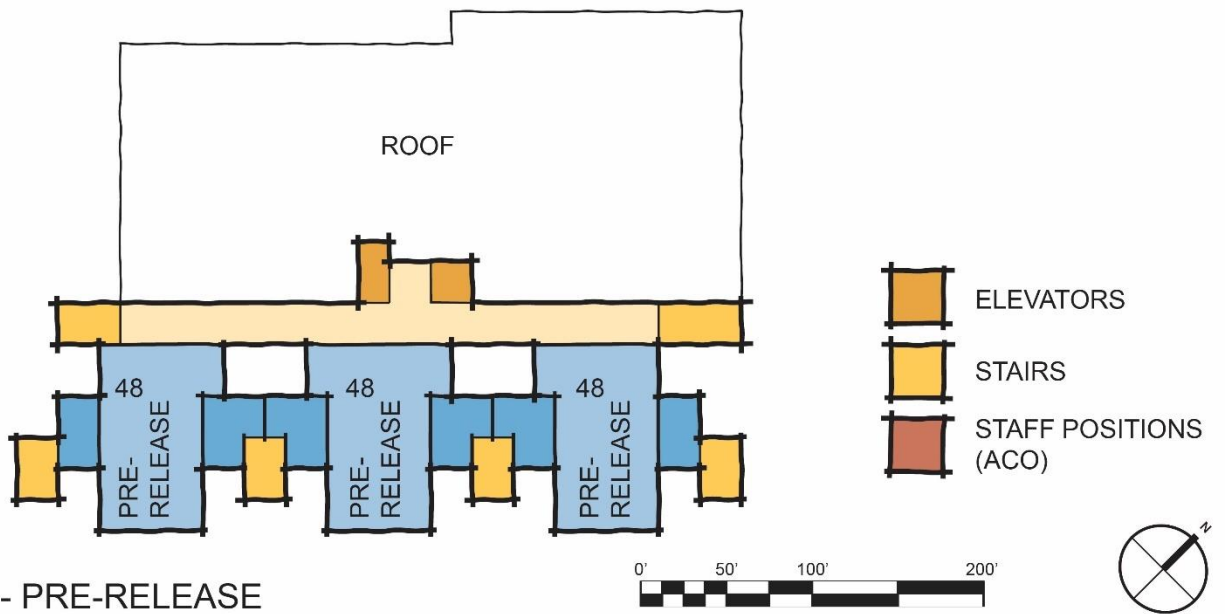


Exhibit 5.11 – Animal Quarantine Station – Level 2 Diagram – Pre-Release



Exhibit 5.12 – Animal Quarantine Station – Building Mass Diagram – Option 1 (subject to change)



Exhibit 5.13 – Animal Quarantine Station – Building Mass Diagram – Option 1 (subject to change)



Exhibit 5.14 – Animal Quarantine Station – Building Mass Diagram – Option 2 (subject to change)



Exhibit 5.15 – Animal Quarantine Station – Building Mass Diagram – Option 2 (subject to change)